ACER

European Union Agency for the Cooperation of Energy Regulators

REMIT

Manual of Procedures on transaction data, fundamental data and inside information reporting

(MoP on data reporting)

~~17 April 2023~~26 March 2026

Agency for the Cooperation of Energy Regulators
Trg Republike 3
1000 Ljubljana, Slovenia

Version history

Version	Effective Date
MANUAL Version 01	7 January 2015
MANUAL Version 02	18 June 2015
MANUAL Version 03	30 September 2015
MANUAL Version 03 update	8 March 2016
MANUAL Version 04	18 May 2017
MANUAL Version 05	12 July 2018
MANUAL Version 06	16 July 2018
MANUAL Version 07	30 April 2021 (Update of Annex VII)
MANUAL Version 08	16 November 2022
MANUAL Version 09	17 April 2023 (Update of Annex III)
MANUAL Version 10	26 March 2026 (Update of Annex VII)

Article 7 of Regulation (EU) No 1227/2011 (REMIT) stipulates that the Agency shall collect the data for assessing and monitoring wholesale energy markets as provided for in Article 8 of REMIT. Pursuant to Article 8 of REMIT, market participants, or third parties on their behalf, shall provide the Agency with a record of wholesale energy market transactions and fundamental data. The European Commission shall, by means of implementing acts, adopt uniform rules on the reporting. This Implementing Regulation was adopted by the Commission on 17 December 2014 and published the following day as Commission Implementing Regulation (EU) No 1348/2014.

Article 10(3) of Commission Implementing Regulation (EU) No 1348/2014 stipulates that the Agency shall after consulting relevant parties establish procedures, standards and electronic formats based on established industry standards for reporting of information referred to in Articles 6, 8 and 9 of Commission Implementing Regulation (EU) No 1348/2014. Further to that Article 10(1) specifies that market participants disclosing inside information shall provide web feeds in order to enable the Agency to collect this data efficiently. On this basis, the Agency has prepared the Manual of Procedures on transaction data, fundamental data and inside information reporting (MoP on data reporting).

The MoP on data reporting covers the procedures, standards and electronic formats for transaction reporting according to Article 6, for fundamental data reporting according to Articles 8 and 9 and for the provision of inside information through web feeds according to Article 10(1) of the Commission Implementing Regulation (EU) No 1348/2014. In particular, the document will include information on the data submission channels, the data validation rules and the XML-schemas to be used for the reporting.

The relevant procedures, standards and electronic formats for the reporting explained in this Manual have been extensively consulted with relevant parties, both as a part of the public consultation on the Manual of Procedures on Fundamental Data reporting which took place during summer 2014, and through the technical roundtable meetings organised by the Agency in the second half of 2014.

On 7 December 2014, the Agency published an ACER staff working document version of the MoP on data reporting and presented it in a public workshop on 10 December 2014.

The Agency also consulted stakeholders on a Common Standard for the Disclosure of Inside information through web feeds. On 27 May 2015, it launched a public consultation on the standards which was open until 30 June 2015. It also consulted the Agency's REMIT expert group on 30 June 2015 and conducted two roundtable meetings (on 12 March 2015 and 8 July 2015) with platforms and other service providers for the disclosure of inside information.

The MoP on data reporting was updated on 7 March 2016 with regard to the timeline for the collection of inside information publications through web feeds which was postponed to 1 January 2017. In addition, the links to the electronic formats for transportation contracts and fundamental data were updated and the Agency's EIC code for the reporting of transportation contracts was provided in the relevant data fields.

Minor corrections in Annex VII and VIII were introduced with the MoP on data reporting version 04. The paragraph restricting the selection of units of measurement under Data Field No (8b) Unit of measurement was removed and a new unit kWh/h was added to the field and schema II with a note that the kWh/h unit can be selected only in Q4 2017.

Annex III and V were aligned with the new electronic format (version 3) for the reporting of REMIT Table 1 transactions with Version 08 of the Manual. This version encompassed an amendment of the characteristics' description of the electronic formats for transaction reporting in Annex III. Non-material updates were introduced in the main text of the MoP on data reporting. A change to Data Field No (15/b) Balancing Zone in Annex VII was proposed by and consulted with stakeholders.

The Agency published Version 09 of the MoP on data reporting on 17 April 2023 in order to align Annex III with the changes introduced by the new electronic format for the reporting of REMIT Table 4 transactions.

Version 10 introduces changes to Annex VII, including clarifications on terminology, on the update of inside information reports, as well as on the disclosure of overlapping unavailability events, and an update to how the affected asset is defined.

Related Documents

- Regulation (EU) No 1227/2011 of the European Parliament and of the Council on wholesale energy market integrity and transparency, https://www.acer.europa.eu/sites/default/files/REMIT/REMIT%20Legislation/REMIT_Regulation.pdf

- Commission Implementing Regulation (EU) No 1348/2014 on data reporting implementing Article 8(2) and (6) of Regulation (EU) No 1227/2011, https://www.acer.europa.eu/sites/default/files/REMIT/REMIT%20Legislation/Implementing_Regulation.pdf

- ACER Programming Document 2022-2024 (including ACER Work Programme 2022), https://acer.europa.eu/en/The_agency/Mission_and_Objectives/Documents/ACER%20PD%202022-2024.pdf

- ACER Guidance on the application of Regulation (EU) No 1227/2011 of the European Parliament and of the Council of 25 October 2011 on wholesale energy market integrity and transparency (ACER Guidance), https://www.acer.europa.eu/remit-documents/guidance-remit-application

- ACER Recommendations to the Commission as regards the records of wholesale energy market transactions, including orders to trade, according to Article 8 of Regulation (EU) No 1227/2011 of the European Parliament and of the Council of 25 October 2011 on wholesale energy market integrity and transparency, 23 October 2012 and 26 March 2013, https://www.acer.europa.eu/remit-documents/remit-reports-and-recommendations

- ACER's public consultation on technical requirements for data reporting under REMIT, 22 March 2013, http://www.acer.europa.eu/Official_documents/Public_consultations/Pages/PC_2013_R_01-on-technical-requirements-for-data-reporting-under-REMIT--.aspx

- ACER's public consultation on the Manual of Procedures on data reporting, 24 June 2014, http://www.acer.europa.eu/Official_documents/Public_consultations/Pages/PC_2014_R_04.aspx

- ACER's Transaction Reporting User Manual (TRUM), https://www.acer.europa.eu/sites/default/files/REMIT/REMIT%20Reporting%20Guidance/Transaction%20Reporting%20User%20Manual%20(TRUM)/ACER_REMIT_TRUM.zip

- ACER's Requirements for the Registration of Registered Reporting Mechanisms (RRM Requirements), 7 January 2015, https://www.acer.europa.eu/sites/default/files/REMIT/REMIT%20Reporting%20Guidance/RRM%20Registration/ACER_REMIT_RRM_Requirements.pdf

- ACER's Public Consultation on the Common Standard for the Disclosure of Inside Information, 27 May 2015, http://www.acer.europa.eu/Official_documents/Public_consultations/Pages/PC_2015_R_03.aspx

- Public Consultation on the revision of electronic formats for transaction data, fundamental data and inside information reporting, 5 October 2017, https://documents.acer.europa.eu/Official_documents/Public_consultations/Pages/2020_PC_2017_R_03.aspx

- Mapping between REMIT Implementing Regulation Tables and electronic schemas, https://www.acer.europa.eu/remit-documents/remit-reporting-guidance

Abbreviations

ACER/ the Agency	Agency for the Cooperation of Energy Regulators
ARIS	Agency's REMIT Information System
CCP	Central Counterparty
CEREMP	Centralised European Registry of Energy Market Participants
EIC	Energy Identification Code
EMIR	European Market Infrastructure Regulation
ENTSO-E	European Network of Transmission System Operators for Electricity
ENTSOG	European Network of Transmission System Operators for Gas
ESMA	European Securities and Markets Authority
GLN/GS1	Global Notification Number
IIP	Inside Information Platform
LEI	Legal Entity Identifier
LNG	Liquefied Natural Gas
LSO	LNG System Operator
MAD	Market Abuse Directive
MAR	Market Abuse Regulation
MIC	Market Identifier Code
MiFID	Markets in Financial Instruments Directive
MiFIR	Markets in Financial Instruments Regulation
MoU	Memorandum of Understanding
MP	Market Participant
MS	Member State
NRA	National Regulatory Authority
OMP	Organised Market Place
OTC	Over the Counter
OTF	Organised Trading Facility
PPAT	Person Professionally Arranging Transactions
REMIT	Regulation on wholesale Energy Market Integrity and Transparency
RRM	Registered Reporting Mechanisms
SSO	Storage System Operator
TSO	Transmission System Operator
UMM	Urgent Market Message

UTC	Coordinated Universal Time
UTI	Unique Transaction Identifier
VTP	Virtual trading point
VWAP	Volume-weighted Average Price

Contents

~~1. INTRODUCTION ..... 10~~
~~1.1 TARGET AUDIENCE ..... 10~~
~~1.2 SCOPE AND PURPOSE ..... 10~~
~~1.3 ACER CONTACTS ..... 10~~
~~2 LEGAL FRAMEWORK ..... 11~~
~~3 HOW TO SEND DATA TO THE AGENCY? ..... 13~~
~~3.1 DATA SUBMISSION CHANNELS ..... 13~~
~~3.2 OPERATIONAL RELIABILITY ..... 14~~
~~4 DATA QUALITY AND DATA INTEGRITY ..... 15~~
~~4.1 GENERAL PRINCIPLES ..... 15~~
~~4.2 DATA QUALITY ..... 15~~
~~4.3 DATA INTEGRITY ..... 15~~
~~5 TRANSACTION REPORTING ..... 17~~
~~5.1 WHO NEEDS TO REPORT? ..... 17~~
~~5.2 WHAT TO REPORT? ..... 17~~
~~5.3 START OF REPORTING AND REPORTING FREQUENCY ..... 17~~
~~5.4 ELECTRONIC FORMATS FOR TRANSACTION REPORTING ..... 17~~
~~6 FUNDAMENTAL DATA REPORTING ..... 18~~
~~6.1 WHO NEEDS TO REPORT? ..... 18~~
~~6.2 WHAT TO REPORT? ..... 19~~
~~*6.2.1 ENTSO-E platform data ..... 19*~~
~~*6.2.2 Electricity nominations ..... 20*~~
~~*6.2.3 ENTSOG platform data ..... 20*~~
~~*6.2.4 Gas nominations ..... 21*~~
~~*6.2.5 LNG data ..... 22*~~
~~*6.2.6 Gas storage data ..... 23*~~
~~6.3 START OF REPORTING AND REPORTING FREQUENCY ..... 23~~
~~*6.3.1 Start of reporting ..... 23*~~
~~*6.3.2 Frequency of reporting ..... 24*~~
~~6.4 ELECTRONIC FORMATS FOR REPORTING OF FUNDAMENTAL DATA ..... 25~~
~~7 INSIDE INFORMATION REPORTING ..... 26~~
~~7.1 WHO NEEDS TO REPORT? ..... 26~~
~~7.2 WHAT TO REPORT? ..... 27~~
~~7.3 START OF REPORTING ..... 27~~
~~*7.3.1 Start of reporting ..... 27*~~
~~*7.3.2 Frequency of reporting ..... 27*~~
~~7.4 ELECTRONIC FORMATS FOR THE REPORTING OF INSIDE INFORMATION ..... 28~~
~~ANNEX I DATA SUBMISSION AND COLLECTION CHANNELS ..... 29~~
~~ANNEX II DATA VALIDATION ..... 31~~
~~ANNEX III DATA FIELDS FOR TRANSACTION DATA REPORTING ..... 32~~

~~ANNEX IV DATA FIELDS FOR FUNDAMENTAL DATA REPORTING ..... 54~~
~~ANNEX V ELECTRONIC FORMATS FOR TRANSACTION REPORTING ..... 70~~
~~ANNEX VI ELECTRONIC FORMATS FOR FUNDAMENTAL DATA REPORTING ..... 71~~
~~ANNEX VII DATA FIELDS FOR INSIDE INFORMATION REPORTING ..... 72~~
1. INTRODUCTION 11
1.1 TARGET AUDIENCE 11
1.2 SCOPE AND PURPOSE 11
1.3 ACER CONTACTS 11
2 LEGAL FRAMEWORK 12
3 HOW TO SEND DATA TO THE AGENCY? 14
3.1 DATA SUBMISSION CHANNELS 14
3.2 OPERATIONAL RELIABILITY 15
4 DATA QUALITY AND DATA INTEGRITY 16
4.1 GENERAL PRINCIPLES 16
4.2 DATA QUALITY 16
4.3 DATA INTEGRITY 16
5 TRANSACTION REPORTING 18
5.1 WHO NEEDS TO REPORT? 18
5.2 WHAT TO REPORT? 18
5.3 START OF REPORTING AND REPORTING FREQUENCY 18
5.4 ELECTRONIC FORMATS FOR TRANSACTION REPORTING 18
6 FUNDAMENTAL DATA REPORTING 19
6.1 WHO NEEDS TO REPORT? 19
6.2 WHAT TO REPORT? 20
6.2.1 ENTSO-E platform data 20
6.2.2 Electricity nominations 21
6.2.3 ENTSOG platform data 21
6.2.4 Gas nominations 22
6.2.5 LNG data 23
6.2.6 Gas storage data 24
6.3 START OF REPORTING AND REPORTING FREQUENCY 24
6.3.1 Start of reporting 24
6.3.2 Frequency of reporting 25
6.4 ELECTRONIC FORMATS FOR REPORTING OF FUNDAMENTAL DATA 26
7 INSIDE INFORMATION REPORTING 27
7.1 WHO NEEDS TO REPORT? 27
7.2 WHAT TO REPORT? 28
7.3 START OF REPORTING 28
7.3.1 Start of reporting 28
7.3.2 Frequency of reporting 28
7.4 ELECTRONIC FORMATS FOR THE REPORTING OF INSIDE INFORMATION 29
ANNEX I DATA SUBMISSION AND COLLECTION CHANNELS 30

ANNEX II DATA VALIDATION 32
ANNEX III DATA FIELDS FOR TRANSACTION DATA REPORTING 33
ANNEX IV DATA FIELDS FOR FUNDAMENTAL DATA REPORTING 55
ANNEX V ELECTRONIC FORMATS FOR TRANSACTION REPORTING 72
ANNEX VI ELECTRONIC FORMATS FOR FUNDAMENTAL DATA REPORTING 73
ANNEX VII DATA FIELDS FOR INSIDE INFORMATION REPORTING 74

1. Introduction

1.1 Target Audience

The Agency expects relevant departments (including business and IT-departments) and compliance officers of reporting entities, including Inside Information Platforms (IIPs), to ensure that the MoP on data reporting is fully understood and complied with.

1.2 Scope and purpose

The Agency has developed the MoP on data reporting to assist reporting entities to report transactions, fundamental data and inside information to the Agency under Regulation (EU) No 1227/2011 (REMIT)[1] and Commission Implementing Regulation (EU) No 1348/2014[2] (hereafter referred to as 'the Implementing Regulation').

Article 10(3) of the Implementing Regulation stipulates that the Agency shall after consulting relevant parties establish procedures, standards and electronic formats based on established industry standards for reporting of information referred to in Articles 6, 8 and 9 of the Implementing Regulation.

The MoP on data reporting of Procedures will cover procedures, standards and electronic formats for both transaction reporting according to Article 6 of the Implementing Regulation and for fundamental data reporting according to Articles 8 and 9 of the Implementing Regulation as well as for the provision of inside information through web feeds according to Article 10(1) of the Implementing Regulation.

The technical and organisational requirements to be fulfilled by reporting entities in order to register with the Agency and, thus, report transactions and fundamental data to the Agency is defined in the Requirements for Registered Reporting Mechanisms (RRMs), including the Technical Specifications for RRMs.

The Agency's Transaction Reporting User Manual (TRUM) explains the details of the reportable information according to Article 5 of the Implementing Regulation.

1.3 ACER contacts

If you have any questions concerning transaction and fundamental data or inside information reporting under REMIT and the Implementing Regulation, please contact the Agency by email at remit@acer.europa.eu.

[1] OJ L 326, 8.12.2011, p. 1.
[2] OJ L 363, 18.12.2014, p. 121.

2 Legal framework

In December 2011, the EU adopted a dedicated market integrity and transparency regulation for the gas and electricity wholesale markets with an EU-wide monitoring scheme: Regulation (EU) No 1227/2011 on wholesale energy market integrity and transparency (REMIT). REMIT introduces a sector-specific framework for the monitoring of European wholesale energy markets, with the objective of detecting and deterring market manipulation.

It defines prohibitions of market manipulation, attempted market manipulation and insider trading. It introduces obligations to disclose inside information and it provides for the monitoring of wholesale energy markets by the Agency in close cooperation with national regulatory authorities ('NRAs'), the European Securities and Markets Authority (ESMA), financial authorities and other relevant authorities.

For the purpose of market monitoring, Article 8(1) of REMIT imposes an obligation on market participants, or third parties or authorities acting on their behalf, to provide the Agency with a record of wholesale energy market transactions, including orders to trade ('trade data'). Furthermore, Article 8(5) of REMIT requires that market participants shall report to the Agency and NRAs information related to the capacity and use of facilities for production, storage, consumption or transmission of electricity or natural gas and use of LNG facilities, including planned or unplanned unavailability of these facilities ('fundamental data').

REMIT also gives NRAs the option to monitor wholesale energy markets at national level and calls on Member States to provide them with appropriate investigatory and enforcement powers (see Article 13 of REMIT). REMIT also requires that the Agency shall establish a mechanism to share information it receives in accordance with Article 8 with NRAs and other relevant authorities (see Article 7(2) and 10 of REMIT).

According to Article 8(2) and 8(6) of REMIT, the European Commission shall, by means of Implementing Acts, adopt uniform rules on the reporting of records of transactions, including orders to trade.

As regards the reporting of transactions, Article 8(2) of REMIT states that the Commission shall, by means of Implementing Acts:

a) draw up a list of the contracts and derivatives, including orders to trade, which are to be reported in accordance with paragraph 1 and appropriate de minimis thresholds for the reporting of transactions where appropriate;

b) adopt uniform rules on the reporting of information which is to be provided in accordance with paragraph 1;

c) lay down the timing and form in which that information is to be reported.

As regards the reporting of fundamental data, Article 8(6) of REMIT states that the Commission shall, by means of Implementing Acts:

a) adopt uniform rules on the reporting of information to be provided in accordance with paragraph 5 and on appropriate thresholds for such reporting where appropriate;

b) lay down the timing and form in which that information is to be reported.

On 17 December 2014 the Commission adopted the Implementing Regulation according to Article 8(2) and 8(6) of REMIT.

As regards the obligation to disclose inside information, under Article 4(1) of REMIT, market participants have an obligation to publicly disclose in an effective and timely manner inside information which they possess in respect of business or facilities which the market participant concerned, or its parent undertaking or related undertaking, owns or controls or for whose operational matters that market participant or undertaking is responsible, either in whole or in part.

Article 10(1) of the Implementing Regulation establishes further requirements in order to allow the Agency to efficiently collect inside information for market monitoring purposes. Under Article 10(1) of the Implementing Regulation, market participants disclosing inside information on their websites, or service providers disclosing such information on market participants' behalf, shall provide web feeds to enable the Agency to collect these data efficiently.

Moreover, in line with Article 10(2) of the Implementing Regulation, when reporting information on transactions and fundamental data, including the reporting through web-feeds of the disclosed inside information, the market participant shall identify itself or shall be identified by the third party reporting on its behalf using the ACER registration code, which the market participant received when registering with the National Regulatory Authority, or the unique market participant code that the market participant provided while registering in accordance with Article 9 of REMIT.

According to Article 10(3) of the Implementing Regulation, the Agency shall after consulting relevant parties establish procedures, standards and electronic formats based on established industry standards for reporting of information referred to in Articles 6, 8 and 9 of the Implementing Regulation. On this basis, the Agency has developed the MoP on data reporting, in which the procedures, standards and electronic formats are established, based on established industry standards, as well as details on how to publish inside information in the form of urgent market messages (UMMs) through web feeds that can be efficiently used by the Agency for its market monitoring task under Article 7 of REMIT.

3 How to send data to the Agency?

Reporting entities who comply with the RRM requirements defined by the Agency shall be registered by the Agency.

IIPs that comply with the minimum quality requirements for effective disclosure of inside information, as defined in Section 4.2.2 of the ACER Guidance, shall be registered by the Agency.

The transaction and fundamental data reporting under REMIT is done through the Agency's REMIT Information System (ARIS). Disclosed inside information made available through web feeds is collected by ARIS via a pull mechanism. ARIS is the Agency's IT system for collecting data, sharing data with NRAs and other authorities, and monitoring trading activities in wholesale energy products with the aim to detect and deter market abuse in forms of insider trading and market manipulation, including attempted market manipulation.

Concerning trade and fundamental data more detailed specifications of interfaces and details on communications and security protocols are included in the Technical specifications for RRMs. For the reporting of inside information, more details are provided in the Guidance on the implementation of web feeds for Inside Information Platforms.

3.1 Data submission channels

ARIS has three communication channels through which transaction and fundamental data can be submitted by external systems. These communication channels are:

(a) Interactive Web Portal
(b) Secure File Transfer Protocol (SFTP)
(c) Web Service

ARIS also collects data via web feeds (for inside information):

(d) RSS and ATOM web feeds

These are described in more detail in ANNEX I. It is possible to use a combination of several channels if necessary. For the provision of inside information solely the use of web feeds is expected.

Subject to service outages, the interfaces are available 24/7. Standard housekeeping activities, such as backups are scheduled on a regular basis and may limit the availability of a particular interface.

3.2 Operational reliability

In accordance with Article 12(1) of REMIT, the Agency shall ensure the confidentiality of the information received. The Agency shall take all necessary measures to prevent any misuse of, and unauthorised access to, the information maintained in its systems and shall identify sources of operational risk and minimise them through the development of appropriate systems, controls and procedures.

On the basis of Article 12(1) of REMIT and Article 11(1) of the Implementing Regulation, the Agency has developed technical and organisational requirements for the submission of fundamental data in order to ensure efficient, effective and secure exchange and handling of information.

These requirements will define mechanisms:

(a) to ensure the security, confidentiality and completeness of information,
(b) to identify and correct errors in data reports,
(c) to authenticate the source of information,
(d) to ensure business continuity.

Reporting entities who comply with the requirements shall be registered by the Agency. The more detailed description of the requirements can be found in the Agency's RRM Requirements.

RRMs will submit trade and fundamental data records to the Agency in accordance with the technical standards, and as further defined in the Agency's Technical Specifications for RRMs. They shall be responsible for defining the reporting process that each market participant, if applicable, will follow to report fundamental and trade data to them.

4 Data quality and data integrity

4.1 General principles

Various controls and procedures are implemented to collect trade and fundamental data of sufficient quality and preserved integrity.

All data submitted to ARIS must be generated by reporting entities as valid data that complies with the technical requirements for data generation:

- All data files must comply with the file naming convention,
- All data must be correctly formatted in accordance with the XSD schema for the data type being submitted,
- All data must be correctly signed and encrypted in accordance with the secure data exchange protocols.

If the data submitted to ARIS complies with the technical requirements, content validation will be performed by ARIS based on a set of pre-defined business rules.

Data that does not pass the validation process or for which the integrity cannot be confirmed is marked as invalid or rejected. A receipt will be generated and provided to the reporting entity with an error message describing the reason for failure.

4.2 Data quality

During the submission to the Agency, the quality of data reported is verified in the following ways:

(a) The required XML schemas constrain the values and data types that can be submitted; and

(b) Data are subject to technical and business validation rules as described in the ACER Technical Specifications and ARIS Data Validation Rules for RRMs so that erroneous data is rejected/invalidated.

A summary of the data validation process is provided in ANNEX II of the MoP on data reporting.

Not all validations according to the business validation rules will be performed at the time of submission of the report. After submission, the Agency may request additional information or correction and re-submission of the report even if, upon initial submission, the validity and acceptance of the report was confirmed by ARIS.

4.3 Data integrity

Reporting entities must meet the specified standards when reporting trade data to the Agency in terms of the submission of reports and their content as per the defined specifications in the Technical Specifications for RRMs. To ensure accuracy and completeness, reporting entities must

have appropriate systems and controls in place to enable them to comply with their regulatory obligations.

Reporting entities' obligations under Article 8(1) of REMIT are to make sure that they have successfully provided their transaction data reports to the Agency and that the datasets are constructed according to the TRUM. Reporting entities and third parties reporting on their behalf must comply with the RRM requirements defined by the Agency.

The Implementing Regulation details the obligations that reporting entities have to ensure so that their transaction reporting contains the required information and is provided in the correct format. Data integrity will be specified in the RRM requirements and the technical specifications document.

Data integrity will be ensured by a digital signature of the reports sent by the RRM. The Agency will issue digitally signed receipts for every report.

Data integrity will be preserved in the following way:

1. On the Agency's side, the RRM's electronic signature of the submitted file will guarantee that it is always possible to verify the integrity of the reported data and the source of the data, provided that the submitted file and public PGP key of the reporting entity are kept.

2. On the RRM's side, the Agency's electronic signature of the receipt issued for a submitted file will guarantee that it is always possible to verify the integrity of the reported data, provided that the original file, the receipt and the public PGP key of the Agency are kept.

5 Transaction reporting

5.1 Who needs to report?

In accordance with Article 8 of REMIT, market participants, or a person or authority on their behalf, shall provide the Agency with a record of wholesale energy market transactions, including orders to trade. The REMIT Implementing Regulation establishes uniform rules on the reporting of transaction data and specifies the reporting channels. For further information on who needs to report transaction data, please consult Chapter 3.3 of the TRUM.

5.2 What to report?

According to Article 8(1) of REMIT, market participants, or a person or authority acting on their behalf, shall provide the Agency with a record of wholesale energy market transactions, including orders to trade. Article 8 of REMIT also stipulates that the Commission, by means of Implementing Acts, shall define the list of contracts to be reported, the timing and form for reporting and who should report transactions.
The list of contracts to be reported to the Agency on a continuous basis is defined in Article 3 of the REMIT Implementing Regulation, the list of contracts reportable at request of the Agency is defined in Article 4 of the REMIT Implementing Regulation, the details of reportable contracts including orders to trade are defined in Article 5 of the REMIT Implementing Regulation. For further information in this regard, please consult Chapter 3.2 of the TRUM.

5.3 Start of reporting and reporting frequency

Articles 7 and 12 of the REMIT Implementing Regulation stipulate the timing of reporting of transactions and the start of reporting. For further information, please consult Chapter 3.4 of the TRUM.

5.4 Electronic formats for transaction reporting

The electronic formats for reporting transactions and orders to trade are defined in XML schemas constraining the values and data types that can be submitted. The XML schemas are provided in ANNEX V.

6 Fundamental data reporting

It is vital that reporting entities provide accurate fundamental data to enable effective and efficient market monitoring. In this Chapter, the Agency provides additional guidance on reporting according to Article 8 and 9 of the Implementing Regulation, in particular on what kind of information should be reported. Where reference is made to specific fields, reporting entities should complete these in the formats described.

6.1 Who needs to report?

In accordance with Article 8(5) of REMIT, market participants shall provide the Agency and NRAs with information related to the capacity and use of facilities for production, storage, consumption of electricity or natural gas or related to the capacity and use of LNG facilities, including planned and unplanned unavailability of these facilities. Furthermore, Article 8(5) of REMIT stipulates that reporting obligations on market participants shall be minimised by collecting the required information or parts thereof from existing sources where possible.

According to Article 8(6) of REMIT, the Commission shall specify by means of Implementing Acts uniform rules for the reporting of fundamental data, including which entities to report the required information. These specifications were provided in the Implementing Regulation.

Articles 8 and 9 of the Implementing Regulation stipulate that fundamental data shall be provided by the following reporting entities:

- On behalf of market participants, ENTSO-E and ENTSOG shall report to the Agency information through European Transparency Platforms according to Article 8(1) and 9(1) of the Implementing Regulation respectively;
- TSOs for electricity and gas or third parties on their behalf shall report to the Agency information related to nominations according to Article 8(3) and 9(2) of the Implementing Regulation;
- LNG System Operators shall report to the Agency information related to LNG facilities according to Article 9(3) of Implementing Regulation;
- Market participants or LNG System Operators on their behalf shall report to the Agency information related to LNG facilities and cargos according to Article 9(5) of Implementing Regulation;
- Storage System Operators shall report to the Agency information related to gas storage facility or group of gas storage facilities through a joint platform according to Article 9(7) of the Implementing Regulation, and
- Market participants or Storage System Operators on their behalf shall report to the Agency the amount of gas the market participant has stored at the end of the gas day according to Article 9(9) of the Implementing Regulation.

6.2 What to report?

6.2.1 ENTSO-E platform data

Articles 8(1) and (2) of the Implementing Regulation define that ENTSO-E, on behalf of market participants, shall report information to the Agency in relation to the capacity and use of facilities for production, consumption and transmission of electricity including planned and unplanned unavailability of these facilities as referred to in Articles 6 to 17 of Regulation (EU) No 543/2013:

a) Day-ahead Net Transfer Capacity (NTC) values, as available on the ENTSO-E Transparency platform, related to all available bidding zone borders within the European Union for each reporting day in the Publication Market Document format (IEC62325-451-3) in at least hourly resolution[3].

b) Physical flows data related to all bidding zone borders within the European Union for each reporting day in the Publication Market Document format (IEC62325- 451-3) in at least hourly resolution[4].

c) Outages data of all relevant infrastructures within the European Union as reported to the ENTSO-E transparency platform in the Unavailability Market Document format (IEC62325-451-6).

d) Actual generation per generation unit within the European Union for each reporting day in at least hourly resolution in the Generation and Load Market document format (IEC62325-451-6-generationload).

e) Description of generation and production units bigger than 100 MW within the European Union, as described for configuration of the Central Information Transparency Platform, in the Configuration document format (IEC62325-451-6).

f) Description of consumption units bigger than 100 MW within the European Union, as described for configuration of the Central European Platform, in the Configuration document format (IEC62325-451-6).

g) An estimate of the total scheduled generation (MW) per bidding zone as described in the Generation and Load Market document format (IEC62325-451-6-generationload)

h) A forecast of wind and solar power generation (MW) per bidding zone as described in the Generation and Load Market document format (IEC62325-451-6-generationload).

The Agency considers that the outages would be gathered by the end of the reporting day and reported afterwards to the Agency. The Agency furthermore notes that the outages as reported to the Agency at all times should allow the Agency to identify the location of the outage (bidding zone) and the market participants (if applicable) concerned.

[3] The Agency notes that in some markets across the European Union local market rules determine that data granularity is 30 minutes or 15 minutes.

[4] The Agency notes that ENTSO-E may advise the Agency to adopt a different XSD for this type of data.

The above scope of data represents a non-comprehensive list that meets the Agency's current needs for efficient market monitoring. The Agency reserves its rights to amend the above scope of data, subject to prior consultation with ENTSO-E.

The Agency aims to rely on existing data fields and supporting documentation from ENTSO-E transparency platform.

Please see further clarifications in ANNEX IV and ANNEX VI.

6.2.2 Electricity nominations

Article 8(3) of the Implementing Regulation defines that electricity TSOs or third parties on their behalf shall report to the Agency fundamental electricity transmission data related to final nominations between bidding zones specifying the identity of market participant involved and the quantity scheduled[5]:

a) Long term (yearly and monthly[6]), day-ahead and intraday cross border nomination values as a result of explicit allocations related to the relevant borders for each [reporting] day, in the Schedule Document format (IEC62325-451-2-schedule) in at least hourly resolution.

b) The final nominations would be provided, per direction between bidding zones.

   E.g. an example for the Croatian border with:

   - EU members: HR►SI, SI►HR, HR►HU and HU►HR.
   - Non EU members: BA►HR, RS►HR, HR►BA and HR►RS.

The final nominations would be gathered by the end of the schedule day and reported afterwards to the Agency in one file for each of the relevant borders per TSO OR one file per TSO.
Daylight saving time: All ENTSOE/IEC standards use the UTC timing standard and therefore deals automatically with the saving lights issues through that standard.

For more details on electricity nomination data reporting please see ANNEX IV and ANNEX VI.

6.2.3 ENTSOG platform data

Article 9(1) of the Implementing Regulation defines that ENTSOG shall, on behalf of market participants, report to the Agency in relation to the capacity and use of facilities of transmission of natural gas including planned and unplanned unavailability of these facilities as referred to in points

[5] The Agency notes that (i) the industry also uses the term 'schedule' to refer to 'nomination' and (ii) allocations and nominations are performed where congestions exist between bidding zones. As the nominations are used by the TSO to ensure the balance and security of supply of its control area, thus nominations may be received at control area level, depending on market rules.
[6] The Agency notes that in some European market rules additional 'long term' nominations exist in accordance with local market rules such as weekly whereas in some market rules, long-term horizons nominations are merged when the market participant nominates (in which case the distinction cannot be made).

3.3(1) and 3.3(5) of Annex I to Regulation (EC) No 715/2009 (Gas Transparency Regulation)[7] as available on the ENTSOG Transparency platform:

Aggregated per relevant point-related data:

a) Technical, available and contracted firm capacity;
b) Total, available and contracted interruptible capacity;
c) Aggregated day-ahead and final re-nominations;
d) Physical flows;
e) Planned and actual interruption of interruptible capacity;
f) Planned and unplanned interruptions to firm capacity.

The information should be provided at daily resolution at least for all relevant points as defined in the Gas Transparency Regulation for the entire European Union for each reporting day.

Relevant points are defined by NRAs in line with Article 18(4) of the Gas Transparency Regulation in within the scope of point 3.2 of chapter 3 of Annex I of the Gas Transparency Regulation.

Relevant points may differ to bookable points and are designated by NRA decisions per Member State. The Agency may request ENTSOG to provide the reference data with all relevant points as available on the ENTSOG platform.

The above scope of data represents a non-comprehensive list that meets the Agency's current needs for efficient market monitoring. The Agency reserves its rights to amend the above scope of data in line with the Implementing Regulation, subject to prior consultation with ENTSOG.

The Agency aims to rely on existing data fields and supporting documentation from the ENTSOG transparency platform.

The reporting will take place in the relevant Edigas format.

Please see further clarifications in ANNEX IV and ANNEX VI.

6.2.4 Gas nominations

Article 9(2) of the Implementing Regulation lays down that gas TSOs or third parties on their behalf shall report to the Agency the following fundamental gas transmission data on nominations:

a) Disaggregated Network User (market participant) related data provided by the relevant gas TSO.

b) Day-ahead and final (re-)nominations of booked capacities specifying the identity of the Network User (market participant) involved and the (provisionally) allocated quantity.

[7] The Agency notes that some *Relevant points data*, such as virtual hubs, is currently not available on the ENTSOG platform.

The information should be provided at daily resolution at least for all *Bookable points* for the reporting day and relating to the network of the relevant gas TSO such as:

- all interconnection points,
- entry points of production facilities including of upstream pipelines,
- exit points connected to a single customer [as defined in Article 2(5) of REMIT],
- entry and exit points to and from storage,
- LNG facilities, and
- physical and virtual hubs.

The reporting will take place in the relevant Edigas format.

Please see further clarifications in ANNEX IV and ANNEX VI.

6.2.5 LNG data

Article 9(3) of the Implementing Regulation defines that LNG system operators ('LSOs') shall report to the Agency for each LNG facility the following information:

a) The technical, contracted and available capacity of the LNG facility in daily resolution;

b) Send-out and inventory of the LNG facility in a daily resolution,

c) Planned and unplanned unavailability announcements of the LNG facility including the time of announcement and the capacities concerned.

Article 9(5) of the Implementing Regulation defines that market participants or LSOs on their behalf shall report to the Agency for each LNG facility the following information:

a) In relation to unloading and reloading of cargoes:

    - Data of unloading and reloading,
    - Volumes unloaded or reloaded pre ship,
    - The name of the terminal customer,
    - Name and size of the ship using the facility.

b) The planned unloading or reloading at the LNG facilities in a daily resolution for the next month specifying the market participant and name of the terminal customer (if different from the market participant).

The Agency notes that it would currently understand "Each LSO will provide the Agency with its own data converted in "Mm3(n)/day" in the meaning that each LSO will indicate to the Agency its definition and conversion method. The Agency will specify how each LSO will indicate 'conversion

and definitions' used for data submission as part of the MoP on data reporting, based on input provided by the Industry[8].

For more details on LNG data reporting please see ANNEX IV and ANNEX VI.

6.2.6 Gas storage data

System storage operators ('SSOs') shall report to the Agency for each storage facility or, where facilities operated in groups, for each group of storage facilities the following information through a joint platform:

a) The technical, contracted and available capacity of storage facility,

b) Amount of gas in stock at the end of the gas day, inflows (injections) and outflows (withdrawals) for each gas day,

c) Planned and unplanned unavailability announcements of the storage facility including the time of the announcement and the capacities concerned.

Market participants or SSOs on their behalf shall report to the Agency the amount of gas the market participant has stored at the end of the gas day.

For more details on gas storage data reporting please see ANNEX IV and ANNEX VI.

6.3 Start of reporting and reporting frequency

6.3.1 Start of reporting

Pursuant to Article 12 of the Implementing Regulation, the following information related to fundamental data shall be reported to the Agency nine months following the entry into force of the Implementing Regulation:

- Information provided by ENTSO-E through the central information transparency platform, in relation to the capacity and use of facilities for production, consumption and transmission of electricity including planned and unplanned unavailability of these facilities (but not before the central information transparency platform becomes operational);[9]
- Information provided by ENTSOG through the Union wide central platform, in relation to the capacity and use of facilities for transmission of natural gas including planned and unplanned availability of these facilities.

[8] The units are in "Mm3(n)/day","Mm3(n)"or "m3 LNG". Based on public data of ENTSOG, one can see that standard cubic meter (m3(n)) can contain differing energy content. Values between 10 to 12.2 kWh per cubic meter are common in accordance with ENTSOG data, see https://www.entsog.eu/sites/default/files/2018-10/ENTSOG_Cap_MapData_May2012_updated.xls. Therefore, in order for the Agency to make values comparable with gas nominations or transactions data in MWh or kWh, a conversion factor per LNG-terminal would need to be specified.

[9] Reporting of an estimate of the total scheduled generation (MW) and a forecast of wind and solar power generation (MW) to the Agency will apply 15 months following the entry into force of the Implementing Regulation.

Furthermore, according to Article 12 of the Implementing Regulation, the following information shall be reported to the Agency fifteen months following the entry into force of the Implementing Regulation:

- Final electricity nominations between bidding zones;
- Day-ahead gas nominations and final gas re-nominations of booked capacities;
- Information related to LNG facilities;
- Information related to natural gas storage facilities.

6.3.2 Frequency of reporting

Pursuant to the Implementing Regulation, the below reporting frequency applies for fundamental data:

- Information provided by ENTSO-E through the central information transparency platform shall be made available to the Agency as soon as it becomes available on the central information transparency platform. Information referred to in Article 7(1) of Regulation (EU) No 543/2013 shall be made available to the Agency no later than the following working day. Information referred to in Article 16(1)(a) of Regulation (EU) No 543/2013 shall be made available to the Agency no later than the following working day
- Information provided by ENTSOG through the Union wide central platform shall be made available to the Agency as soon as it becomes available on the Union wide central platform;
- Final electricity nominations between bidding zones shall be reported no later than the following working day;
- Day-ahead gas nominations and final gas re-nominations of booked capacities shall be reported no later than the following working day;
- The technical, contracted and available capacity of LNG facilities as well as the send-out and inventory or the LNG facilities shall be reported no later than the following working day;
- Planned and unplanned unavailability announcements of LNG facilities shall be reported as soon as it becomes available;
- Information related to unloading and reloading of LNG cargoes shall be reported no later than the working day following the unloading or reloading;
- Planned unloading or reloading at LNG facilities for the next month shall be reported in advance of the month to which it relates;
- Technical, contracted and available capacity of gas storage facilities as well as the amount of gas in stock at the end of the gas day, inflows (injections) and outflows (withdrawals) for each day shall be reported no later than the following working day;
- Planned and unplanned unavailability announcements of gas storage facilities shall be reported as soon as the information becomes available;
- Information on the amount of gas the market participants have stored at the end of the gas day shall be reported no later than the following working day.

6.4 Electronic formats for reporting of fundamental data

The electronic formats for fundamental data reporting are defined in XML schemas constraining the values and data types that can be submitted. The XML schemas are provided in ANNEX VI.

7 Inside information reporting

7.1 Who needs to report?

According to Article 10(2) of the Implementing Regulation the reporting obligation of inside information is on the market participant along with the additional obligation to publicly disclose inside information foreseen in Article 4(1) of REMIT. Whilst the overall reporting obligation remains on the market participants, according to Article 10(1) of the Implementing Regulation a market participant can use third party service providers for this purpose. The Agency believes that, in order to achieve effective disclosure according to Article 4 of REMIT, the information should be disclosed through an IIP,[10] i.e. an electronic system for the delivery of information which allows multiple market participants to share information with the wide public and complies with the minimum quality requirements listed in Chapter 4.2.2 of the ACER Guidance[11]. The same applies to the disclosure of inside information through transparency platforms in accordance with Article 4(4) of REMIT.

[10] The platform shall adhere to the rules of protection of Personal Data, in accordance with the General Data Protection Regulation 2016/679.

[11] ~~See https://www.acer.europa.eu/remit-documents~~ See https://www.acer.europa.eu/remit-documents and https://www.acer.europa.eu/remit-documents/guidance-remit-application.

7.2 What to report?

The information to be reported is the one disclosed by the market participant for the purposes of fulfilling the obligation to disclose inside information according to Article 4(1) of REMIT.

According to Article 4(1) of REMIT, market participants shall publicly disclose inside information which they possess in respect of their own business or facilities, but also in respect of the market participant's parent undertaking or related undertaking. In addition, the disclosure obligation is not only related to inside information in respect of business or facilities which the market participant or the respective undertakings own(s) or control(s), but also in respect of business or facilities for whose operational matters the market participant or respective undertaking is responsible, either in whole or in part.

Information on planned or unplanned changes of any size in the capacity or output of production, storage, consumption or transmission of natural gas or electricity may constitute inside information if it meets the criteria outlined in Article 2(1) of REMIT. It is up to the market participant to judge whether the information that it holds constitutes inside information and therefore needs to be made public. Moreover, the concept of inside information also includes other information that, most likely, a reasonable market participant would use as part of the basis for its decisions, if it would be likely that this information would have a significant effect on the prices of wholesale energy products.

For a thorough description of the concept of "inside information", please refer to the ACER Guidance[12].

7.3 Start of reporting

7.3.1 Start of reporting

The obligation to disclose inside information, according to Article 4(1) of REMIT, applies from 28 December 2011 when REMIT entered into force. The obligation to provide web feeds to enable the Agency the collection of inside information efficiently, as defined in Article 10(1) of the Implementing Regulation, applies from 7 January 2015 when the Implementing Regulation entered into force.

7.3.2 Frequency of reporting

Disclosed inside information shall be made available via web feeds at the time of the publication of the urgent market message on the IIP. UMMs should remain available to be collected via web feeds at least 15 calendar days after publication. For example a UMM made available through web feed on 25 May should remain available in the web feed until 9 June 23:59:59.

[12] See https://www.acer.europa.eu/remit-documents and https://www.acer.europa.eu/remit-documents/guidance-remit-application.

Please note that according to the ACER Guidance, inside information disclosed on an IIP shall be kept available for the public for a period of at least 5 years.

7.4 Electronic formats for the reporting of inside information

According to Article 10(1) of the Implementing Regulation the Agency collects inside information through web feeds. A web feed is a data format used for providing users with frequently updated content. The Agency recommends the use of RSS or ATOM formats, as the two main and most widespread industry standards. Inside information shall be made available instantaneously via RSS or ATOM feed once a UMM is published.

Inside information platforms implementing either RSS or ATOM feeds should allow the Agency to register its feed reader. The feed reader periodically asks the server if it has new content and if so downloads it. This pull technology is considered to strike a good balance between the publisher obligations and the recipient needs.

The Agency considers web feeds an effective tool to spread inside information to the widest public possible as required by Article 4 of REMIT and the ACER Guidance. This is why the Agency encourages inside information platforms to allow all stakeholders to subscribe to their web feeds, in order to further increase transparency in EU wholesale energy markets.

ANNEX I Data submission and collection channels

1 Interfaces for trade and fundamental data

The high-level design of the ARIS Data Collection Instance (DCI) module is depicted below:

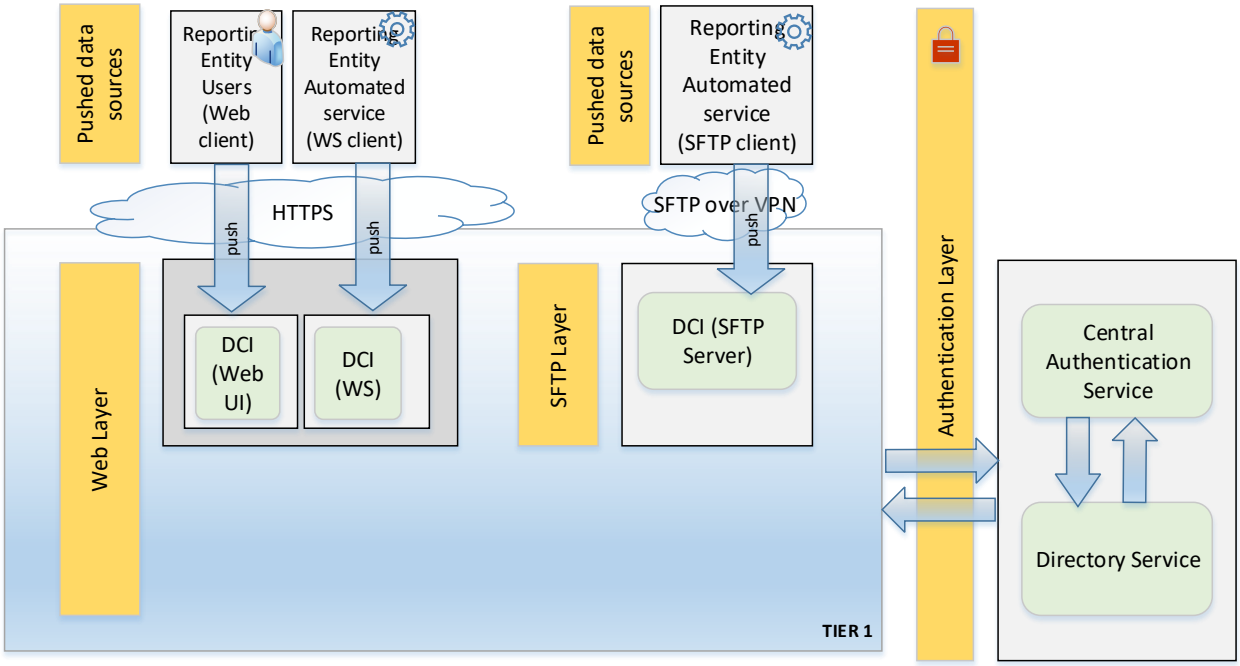

DCI Web UI
The web interface provides an interactive portal for reporting entities to be able to upload data and obtain data receipts.

This interface is used by RRMs for managing and monitoring their reporting obligations and is a mandatory interface to be enabled for all RRMs.

DCI Web Service
The ARIS web service is a Simple Object Access Protocol (SOAP) compliant web service, which uses the Web Services Description Language (WSDL) to define a data transfer protocol to allow reporting entities to upload files for data submission and download data receipts from ARIS.

DCI Secure File Transfer Protocol
The secure file transfer protocol implementation allows transfer of files between the reporting entity and ARIS through the secure shell (SSH) implementation.

The network protocol allows file upload and download, enabling reporting entities to upload file submissions to ARIS and download data receipts from ARIS.

2 Interfaces for inside information

RSS and ATOM feeds

Web feeds allow the Agency to automatically download new UMM information made available by market participants through platforms.

3 Data submission process for trade and fundamental data

3.1 Inbound data flow

At least 1 file shall be submitted by the RRM containing the data being reported. If a RRM has no data to report, then no submission is required; however, a submission with no entries is also accepted.

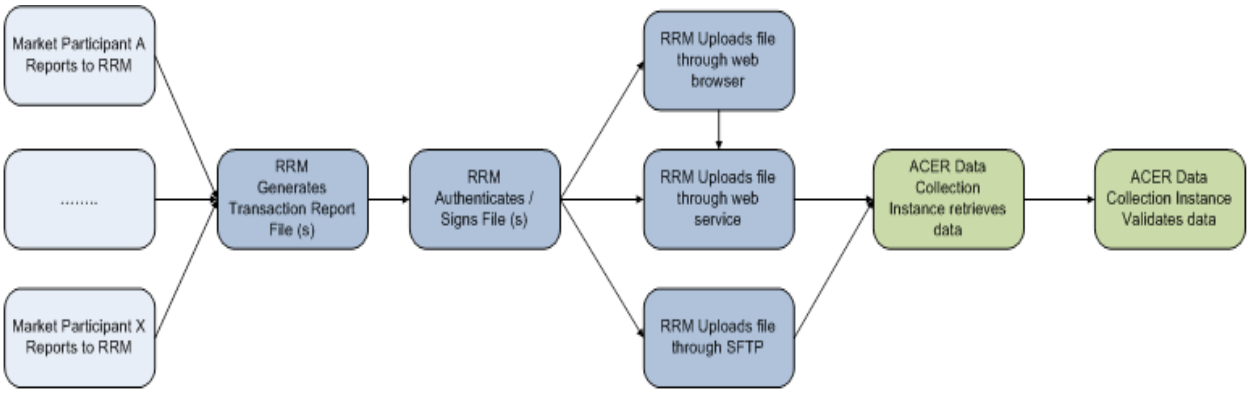

3.2 Outbound data flow

ACER shall produce a receipt for each report file submitted by a reporting RRM.

Receipts will be issued to confirm acceptance/rejection of the submitted file as well as every particular logical record (e.g. transaction, order) within the file.

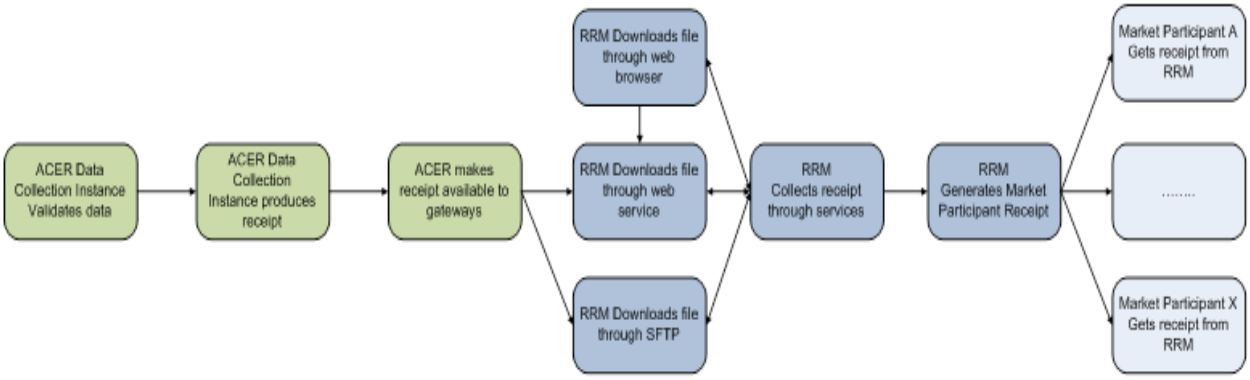

ANNEX II Data validation

1 Data submission process for trade and fundamental data

The following workflow applies to the processing of submitted trade and fundamental data:

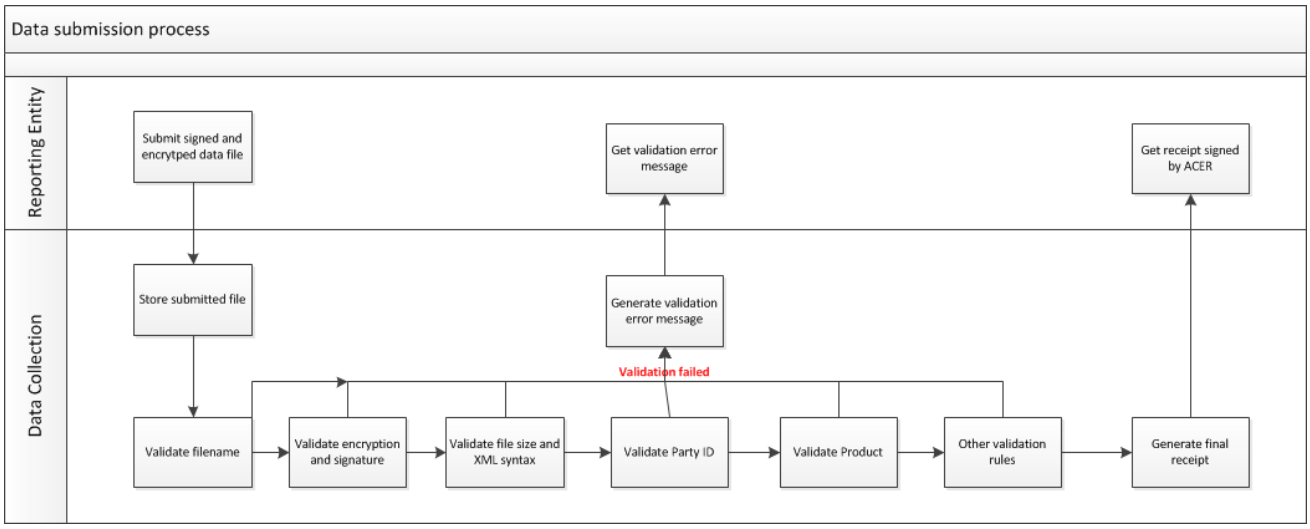

2 Error codes and messages for standardised trade and order data

The list of error codes and messages is available in the Agency's REMIT Information System Data Validation document.

ANNEX III Data fields for transaction data reporting

This Annex describes the data fields for transaction data reporting provided in the Annex to the REMIT Implementing Regulation (Table 1 – Table 4), as well as the data fields present only in the electronic formats for transaction data reporting.

The Annex provides a mere representation of the electronic formats and it is not meant to provide guidance on transaction reporting, for which TRUM and the Agency's REMIT Information System Data Validation document should be consulted. All documents are available on the REMIT Documents page of ACER's website. In addition, for reporting of Table 3 the relevant ENTSO-E documents (e.g. ENTSO-E code list) need to be consulted, for reporting of Table 4 the Edig@s' REMIT Implementation Guide[13] needs to be consulted.

III.I Data fields for standard contracts (Table 1)

REMIT IR's Field No.	Field Identifier	Description	Characteristics of the data fields in the electronic format[14]
		Parties to the contract	
1	ID of the market participant or counterparty	The market participant or counterparty on whose behalf the record of transaction is reported shall be identified by a unique code.	Mandatory, non-repeatable, defined pattern dependent on the value in Field No. 2: For "ace": exact length of 12 characters: a string of 9 alphanumeric characters followed by a dot and two letter characters; For "lei": exact length of 20 characters, alphanumeric and underscore characters allowed; For "bic": exact length of 11 characters, alphanumeric and underscore characters allowed; For "eic": a string with exact length of 16 characters: 2 numeric characters followed by a letter character ("X", "Y", "Z", "T", "W", or "V") and 13 additional characters; For "gln": exact length of 13 characters, alphanumeric, hyphen and underscore characters allowed.
2	Type of code used in field 1	ACER registration code, Legal Entity Identifier (LEI), Bank Identifier Code (BIC), Energy Identification Code (EIC), Global Location Number (GLN/GS1).	Indication by a choice of elements included in Field No 1 ("ace", "lei", "bic", "eic", or "gln").
3	ID of the trader and / or of the market participant	The login username or trading account of the trader and / or the market participant or counterparty as specified by the technical system of the organised market place.	Mandatory in the order list of the schema, optional in the trade list of the schema, a choice between two non-repeatable elements ("traderIdForOrganisedMarket" and "traderIdForMarketParticipant"), length between 1

[13] ~~Available at https://www.edigas.org/download/92/.~~ Available at https://edigas.org/edigas/remit/.
[14] The characteristics apply to REMITTable1_V3.

	or counterparty as identified by the organised market place		and 100 characters, alphanumeric, hyphen, blank space and underscore characters allowed.
4	ID of the other market participant or counterparty	Unique identifier for the other counterparty of the contract.	Optional, non-repeatable, defined pattern dependent on the value in Field No. 5. For the list of allowed values please refer to Field No 1.
5	Type of code used in field 4	ACER registration code, Legal Entity Identifier (LEI), Bank Identifier Code (BIC), Energy Identification Code (EIC), Global Location Number (GLN/GS1).	Indication by a choice of elements included in Field No 4 (“ace”, “lei”, “bic”, “eic”, or “gln”).
6	Reporting entity ID	ID of the reporting entity.	Mandatory, non-repeatable, defined pattern dependent on the type of element used for Field No 7. For the list of allowed values please refer to Field No 1.
7	Type of code used in field 6	ACER registration code, Legal Entity Identifier (LEI), Bank Identifier Code (BIC), Energy Identification Code (EIC), Global Location Number (GLN/GS1).	Indication by a choice of elements included in Field No 6 (“ace”, “lei”, “bic”, “eic”, or “gln”).
8	Beneficiary ID	If the beneficiary of the contract as referred in Article 8(1) of Regulation (EU) No 1227/2011 is counterparty to this contract the field is to be left blank. If the beneficiary of the contract is not counterparty to this contract the reporting counterparty has to identify the beneficiary by a unique code.	Optional, non-repeatable, defined pattern dependent on the value in Field No. 9. For the list of allowed values please refer to Field No 1.
9	Type of code used in field 8	ACER registration code, Legal Entity Identifier (LEI), Bank Identifier Code (BIC), Energy Identification Code (EIC), Global Location Number (GLN/GS1).	Indication by a choice of elements included in Field No 8 (“ace”, “lei”, “bic”, “eic”, or “gln”).
10	Trading capacity of the market participant or counterparty in field 1	Identifies whether the reporting counterparty has concluded the contract as principal on own account (on own behalf or behalf of a client) or as agent for the account of and on behalf of a client.	Mandatory, non-repeatable, list of allowed values: “P” and “A”.
11	Buy/sell indicator	Identifies whether the contract was a buy or sell for the market participant or counterparty identified in field 1.	Mandatory, non-repeatable, list of allowed values: “B”, “S” and “C”. Additional instances of this element are available in Field No. 21.

12	Initiator/Aggressor	When the trade is executed on an electronic or voice assisted broker platform, the initiator is the party who first placed the firm order in the market and the aggressor is the party that initiates the transaction.	Optional, non-repeatable, list of allowed values: “A”, “I” and “S”.
		Order details[15]	
13	Order ID	The order shall be identified by using a unique code identifier provided by the market place or counterparties.	Mandatory in the order list of the schema, non-repeatable, length between 1 and 100 characters, alphanumeric, hyphen, underscore characters allowed. Blank space is also allowed as long as it is not the first or last character of the string. An additional, optional element “previousOrderIdentifier” with the same allowed characters and length restriction is available for this Field.
14	Order type	The type of order as defined by the functionality offered by the organised market place.	Mandatory, non-repeatable, list of allowed values: “BLO”, "CON", "COM", "EXC", "FHR", "IOI", "LIM", "LIN", "LIS", "MAR", "MTL", "SMA", "SPR", "STP", "VBL", "OTH".
15	Order condition	A special condition for the order to execute.	Optional, repeatable, list of allowed values: "AON", "FAF", "FAK", "FOK", "HVO", "MEV", "OCO", "PRE", "PRI", "PTR", "SLO", "OTH".
16	Order status	The status of the order, for example if order is active or deactivated.	Optional, repeatable, list of allowed values: "ACT", "COV", "EXP", "MAC", "PMA", "REF", "SUS", "WIT", "OTH".
17	Minimum execution volume	Minimum Execution Volume – The quantity / volume of any defined minimum execution.	Optional, non-repeatable, consists of two mandatory non-repeatable elements: one element of numeric format, and one element for the quantity unit (refer to field 42 for allowed unit values when populating Field No 40).
18	Price limit	The defined price of the limit for the trigger or stop loss order.	The optional, non-repeatable element “triggerDetails” consists of two elements: 1) “priceLimit”: mandatory if “triggerDetails” is declared, non-repeatable; it consists of one element of numeric format, and one element for the currency code (refer to field 37 for allowed code values). 2) “triggerContractId”: optional non-repeatable, length between 1 and 50 characters, alphanumeric, column, hyphen and underscore characters allowed.
19	Undisclosed volume	The volume that is not disclosed to the market for the order.	Optional, non-repeatable, consists of two mandatory non-repeatable elements: one element of numeric format, and one element for the quantity unit (refer to Field No 42 for allowed unit values when populating Field No 40).

[15] In the trade section of the electronic format, Fields No 14 to 20 form an optional, non-repeatable element “clickAndTradeDetails”.

20	Order duration	The order duration is the time for which the order exists within the system until it is removed / cancelled unless it is executed.	Mandatory, non-repeatable, consists of two non-repeatable elements: duration (mandatory), list of allowed values, “DAY”, “GTC”, “GTD”, “GTT”, “SES”, ”OTH”, and expirationDateTime, of a datetime format with mandatory time zone indication.
		Contract details	
21	Contract ID	The contract shall be identified by using a unique code identifier provided by the market place or counterparties.	Mandatory, non-repeatable, length between 1 and 50 characters, alphanumeric, column, hyphen and underscore characters allowed. An additional, optional, repeatable element “legContractId” (or “legContract” if the embedded complex element “contract” is used), is available in the order section of the electronic format. It consists of two mandatory, non-repeatable elements: 1) “contractId”: mandatory, non-repeatable, length between 1 and 50 characters, alphanumeric, column, hyphen and underscore characters allowed. 2) “buySellIndicator”: mandatory, non-repeatable, list of allowed values: “B”, “S” and “C”.
22	Contract name	The name of the contract as identified by the organised market place.	Mandatory, non-repeatable string, length between 1 and 200 characters.
23	Contract type	The type of the contract.	Mandatory, non-repeatable, list of allowed values: “AU”, “CO”, “FW”, “FU”, “OP”, “OP_FW”, “OP_FU”, “OP_SW”, “SP”, “SW”, “OT”, “OP_SP”, “SWG”.
24	Energy commodity	The classification of the energy commodity.	Mandatory, repeatable, maximum 2 occurrences, list of allowed values: “NG”, “EL”.
25	Fixing index or reference price	Fixing index that sets the price for the contract or the reference price for derivatives.	Optional, repeatable, length between 1 and 150 characters, alphanumeric, hyphen, blank space and underscore characters allowed. Additional instances of this Field are available as optional, non-repeatable elements in the trade and order sections under the optional, repeatable group “fixingIndex”.
26	Settlement method	Whether the contract is settled physically, in cash, optional or other.	Mandatory, non-repeatable, list of allowed values: “P”, “C”, “O”.
27	Organised market place ID / OTC	In case the market participant uses an organised market place to execute the contract, this organised market place shall be identified by a unique code.	Mandatory, non-repeatable, defined pattern dependent on the element used: For “ace” and “lei” patterns, refer to Field No 1; For “mic”: exact length of 4 characters, alphanumeric and underscore characters allowed; For “bil”: a single value allowed, “XBIL”.
28	Contract trading hours	The trading hours of the contract.	Optional, repeatable, consists of three elements: “startTime” and “endTime” (mandatory, time format), and “date” (optional, date format).
29	Last trading date and time	The last trading date and time for the reported contract.	Optional, non-repeatable, of a datetime format with mandatory time zone indication.
		Transaction details	

30	Transaction timestamp	The date and time of the contract execution or order submission, or their modification, cancellation or termination.	Mandatory, non-repeatable, of a datetime format with mandatory time zone indication. Two additional optional, non-repeatable elements, which have the same allowed characters and length restrictions are available in the electronic format: - “originalEntryTime”, available in the order section; - “executionTime”, available in the trade section.
31	Unique transaction ID	Unique identifier for a transaction as assigned by the organised market place of execution, or by the two market participants in case of bilateral contracts to match the two sides of a transaction.	Mandatory, non-repeatable, length between 1 and 100 characters; alphanumeric, hyphen, underscore characters allowed. Blank space is also allowed as long as it is not the first or last character of the string. An additional optional element is available in the electronic format, “additionalUtiInfo”. It has the same allowed characters and length restrictions.
32	Linked transaction ID	The linked transaction identifier must identify the contract that is associated with the execution.	Optional, repeatable, length between 1 and 100 characters; alphanumeric, hyphen, underscore characters allowed. Blank space is also allowed as long as it is not the first or last character of the string.
33	Linked order ID	The linked order identifier must identify the order that is associated with the execution.	Optional, repeatable, length between 1 and 100 characters; alphanumeric, hyphen, underscore characters allowed. Blank space is also allowed as long as it is not the first or last character of the string.
34	Voice-brokered	Indicates whether the transaction was voice brokered, “Y” if it was, left blank if it was not.	Optional, non-repeatable, of a boolean format.
35	Price	The price per unit.	Optional, mandatory if “priceDetails” is declared, non-repeatable, of a numeric format.
36	Index value	The value of the fixing index.	Optional, mandatory if the optional, repeatable “indexCurrValue” complex element is declared, non-repeatable, of a numeric format. Together with an instance of Field No 25, it forms an optional, repeatable group “fixingIndex”.
37	Price currency	The manner in which the price is expressed.	Optional, non-repeatable, mandatory if “priceDetails” is declared, list of allowed values: “BGN”, “CHF”, “CZK”, “DKK”, “EUR”, “EUX”, “GBX”, “GBP”, “HRK”, ”HUF”, “ISK”, “NOK”, “PCT”, “PLN”, “RON”, “SEK”, “USD”, “OTH”.
38	Notional amount	Value of the contract.	Optional, mandatory if “notionalAmountDetails” is declared, non-repeatable, of a numeric format.
39	Notional currency	The currency of the notional amount.	Optional, mandatory if “notionalAmountDetails” is declared, non-repeatable, please refer to Field No 37 for the list of allowed values.
40	Quantity / Volume	Total number of units included in the contract or order.	Optional, mandatory if quantity is declared, non-repeatable, of a numeric format.
41	Total notional contract quantity	The total number of units of the wholesale energy product.	Optional in the order section of the schema, but mandatory if “totalNotionalContractQuantity” is declared, mandatory in the trade section of the schema, non-repeatable, of a numeric format.
42	Quantity unit for	The unit of measurement used for fields 40 and 41.	Field No 42 consists of two elements:

	field 40 and 41		1) Element used for Field No 40. List of allowed values: “KW”, “KWh/h”, “KWh/d”, “MW”, “MWh/h”, “MWh/d”, “GW”, “GWh/h”, “GWh/d”, “Therm/d”, “KTherm/d”, “MTherm/d”, “cm/d”, “mcm/d”, “Btu/d”, “MMBtu/d”, “MJ/d”, “100MJ/d”, “MMJ/d”, “GJ/d”, “tcm/d”. 2) Element used for Field No 41. List of allowed values “KWh”, “MWh”, “GWh”, “Therm”, “Ktherm”, “MTherm”, “cm”, “mcm”, “Btu”, “MMBtu”, “MJ”, “MMJ”, “100MJ”, “GJ”, “tcm”.
43	Termination date	Termination date of the reported contract. If not different from delivery end date, this field shall be left blank.	Optional, non-repeatable, of a datetime format with mandatory time zone indication.
		Option details	
44	Option style	Indicates whether the option may be exercised only at a fixed date (European and Asian style), a series of pre-specified dates (Bermudan) or at any time during the life of the contract (American style).	Optional, mandatory if “optionDetails” is declared, non-repeatable, list of allowed values: “A”, “B”, “E”, “S”, “O”.
45	Option type	Indicates whether the option is a call, put or other.	Optional, mandatory if “optionDetails” is declared, non-repeatable, list of allowed values: “P”, “C”, “O”.
46	Option exercise date	The date or dates when the option is exercised. If more than one, further fields may be used.	Optional, repeatable, of a date format.
47	Option strike price	The strike price of the option.	Optional, non-repeatable. It consists of two elements, one element of numeric format and one element indicating the currency value (please refer to Field No 37 for the list of allowed values).
		Delivery profile[16]	
48	Delivery point or zone	EIC code(s) for the delivery point(s) or market area(s).	Mandatory, repeatable, a string with exact length of 16 characters: 2 numeric characters followed by a letter character (“X”, “Y”, “Z”, “T”, “W”, or “V”) and 13 additional characters.
49	Delivery start date	Start date of delivery.	Mandatory in the contract section of the electronic format, non-repeatable, of a date format. Optional instances of this Field are available in the mandatory, repeatable element “deliveryProfile” and in the optional, repeatable element “priceIntervalQuantityDetails”.
50	Delivery end date	End date of delivery.	Mandatory in the contract section of the electronic format, non-repeatable, of a date format. Optional instances of this Field are available in the mandatory, repeatable element “deliveryProfile” and in the optional, repeatable element “priceIntervalQuantityDetails”.

[16] Instances of Fields No 49, 50, 53 to 57 are available in the trade and order section of the electronic format as an optional, repeatable group “priceIntervalQuantityDetails”.

51	Duration	The duration of the delivery period.	Optional, non-repeatable, list of allowed values: “N”, “H”, “D”, “W”, “M”, “Q”, “S”, “Y”, “O”.
52	Load type	Identification of the delivery profile (base load, peak load, off-peak, block of hours or other)	Optional, non-repeatable, list of allowed values: “BL”, “PL”, “OP”, “BH”, “SH”, “GD”, “OT”.
53	Days of the week	The days of the week of the delivery	Optional, repeatable in the contract section of the electronic format, non-repeatable in the order and trade sections of the electronic format, length between 2 and 6 characters, list of allowed values: “MO”, “TU”, “WE”, “TH”, “FR”, “SA”, “SU”, “XB”, “IB”, “WD”, “WN” or a combination of “MO”, “TU”, “WE”, “TH”, “FR”, “SA”, “SU” linked with “to”, e.g. “MOtoTH”.
54	Load delivery Intervals	Time interval for each block or shape.	Optional in the order and trade sections of the electronic format, but mandatory if “priceIntervalQuantityDetails” is declared, and mandatory in the contract section of the electronic format. Repeatable. It consists of a sequence of two elements of time format HH:MM:SS.
55	Delivery capacity	The number of units included in the transaction, per delivery time interval.	Optional, mandatory if Field No 56 is declared, non-repeatable, of a numeric format.
56	Quantity unit used in field 55	The unit of measurement used.	Optional, mandatory if Field No 55 is declared, non-repeatable (refer to Field No 42 for allowed unit values when populating Field No 40).
57	Price/time interval quantity	If applicable price per quantity per delivery time interval.	Optional, non-repeatable. It consists of two elements, one element of numeric format, and one element indicating the currency value (refer to Field No 37 for the list of allowed values).
		Lifecycle information	
58	Action type	When the report contains: - a contract or an order to trade for the first time, it will be identified as 'new'; - a modification of details of a previous report contract, it will be identified as 'modify'; - a cancellation of a wrongly submitted report, it will be identified as 'error'; - a termination of an existing contract or order to trade, it will be identified as 'cancel';	Mandatory, non-repeatable, list of allowed values: “N”, “M”, “E”, “C”.
		Data fields present only in the electronic format	
Additional field	Extra field	It is used for multiple purposes. Please refer to the ACER Frequently Asked Questions (FAQs) on REMIT Transaction Reporting document to consult the scenarios in which this field can be used.	Optional, non-repeatable, a string with length between 1 and 1000 characters. It allows a single or multiple Key==Value pairs separated by a semicolon ';'.

III.II Data fields for non-standard contracts (Table 2)

REMIT IR's Field No.	Field Identifier	Description	Characteristics of the data fields in the electronic format[17]
		Parties to the contract	
1	ID of the market participant or counterparty	The market participant or counterparty on whose behalf the record of transaction is reported shall be identified by a unique code.	Mandatory, non-repeatable, defined pattern dependent on the value in Field No. 2: For "ace": exact length of 12 characters: a string of 9 alphanumeric characters followed by a dot and two letter characters; For "lei": exact length of 20 characters, alphanumeric and underscore characters allowed; For "bic": exact length of 11 characters, alphanumeric and underscore characters allowed; For "eic": a string with exact length of 16 characters: 2 numeric characters followed by a letter character ("X", "Y", "Z", "T", "W", or "V") and 13 additional characters; For "gln": exact length of 13 characters, alphanumeric and underscore characters allowed.
2	Type of code used in field 1	ACER registration code, Legal Entity Identifier (LEI),Bank Identifier Code (BIC), Energy Identification Code (EIC), Global Location Number (GLN/GS1)	Indication by a choice of elements included in Field No 1 ("ace", "lei", "bic", "eic", or "gln").
3	ID of the other market participant or counterparty	Unique identifier for the other counterparty of the contract.	Mandatory, repeatable, defined pattern dependent on the value in Field No. 4. For the list of allowed values please refer to Field No 1.
4	Type of code used in field 3	ACER registration code, Legal Entity Identifier (LEI),Bank Identifier Code (BIC), Energy Identification Code (EIC), Global Location Number (GLN/GS1)	Indication by a choice of elements included in Field No 3 ("ace", "lei", "bic", "eic", or "gln").
5	Reporting entity ID	ID of the reporting entity.	Mandatory, non-repeatable, defined pattern dependent on the type of element used for Field No. 6. For the list of allowed values please refer to Field No 1.
6	Type of code used in field 5	ACER registration code, Legal Entity Identifier (LEI),Bank Identifier Code (BIC), Energy Identification Code (EIC), Global Location Number (GLN/GS1)	Indication by a choice of elements included in Field No 5 ("ace", "lei", "bic", "eic", or "gln").

[17] The characteristics apply to REMITTable2_V1.

7	Beneficiary ID	If the beneficiary of the contract as referred in Article 8(1) of Regulation (EU) No 1227/2011 is counterparty to this contract the field is to be left blank. If the beneficiary of the contract is not counterparty to this contract the reporting counterparty has to identify the beneficiary by a unique code.	Optional, repeatable, defined pattern dependent on the value in Field No. 8: For the list of allowed values please refer to Field No 1.
8	Type of code used in field 7	ACER registration code, Legal Entity Identifier (LEI),Bank Identifier Code (BIC), Energy Identification Code (EIC), Global Location Number (GLN/GS1)	Indication by a choice of elements included in Field No 7 (“ace”, “lei”, “bic”, “eic”, or “gln”).
9	Trading capacity of the market participant or counterparty in field 1	Identifies whether the reporting counterparty has concluded the contract as principal on own account (on own behalf or behalf of a client) or as agent for the account of and on behalf of a client.	Mandatory, non-repeatable, list of allowed values: “P” and “A”.
10	Buy/sell indicator	Identifies whether the contract was a buy or sell for the market participant or counterparty identified in field 1.	Mandatory, non-repeatable, list of allowed values: “B”, “S” and “C”.
		Contract details	
11	Contract ID	Unique identifier for the contract as assigned by the two market participants.	Mandatory, non-repeatable, maximum length of 100 characters, alphanumeric, column, hyphen and underscore characters allowed.
12	Contract date	The date the contract was agreed or its modification, cancellation or termination.	Mandatory, non-repeatable, of a date format.
13	Contract type	The type of contract.	Mandatory, non-repeatable, list of allowed values: “SO”, “FW”, “FU”, “OP”, “OP_FW”, “OP_FU”, “OP_SW”, “SP”, “SW”, “OT”.
14	Energy commodity	The classification of the energy commodity for the agreed contract.	Mandatory, repeatable, maximum 2 occurrences, list of allowed values: “NG”, “EL”.
15	Price or price formula	Fixed price or price formula used in the contract.	Optional, non-repeatable. It provides a choice between two elements that can be alternatively populated: 1) “price”: sequence of two elements, one of a numeric format up to 20 numerical digits with a maximum of 5 digits after the decimal point, and currency (refer to Field No 17 for the list of allowed values) 2) “priceFormula”: an alphanumeric element with a maximum length of 1000 digits.
16	Estimated notional amount	Estimated notional amount of the contract (if applicable).	Optional, mandatory if Field No 17 is declared, non-repeatable, of a numeric format up to 20 numerical digits with a maximum of 5 digits after the decimal point.
17	Notional currency	The currency of the estimated notional amount.	Optional, mandatory if Field No 16 is declared, non-repeatable, list of allowed values: “BGN”, “CHF”, “CZK”, “DKK”, “EUR”, “EUX”, “GBX”, “GBP”, “HRK”,

			”HUF”, “ISK”, “NOK”, “PCT”, “PLN”, “RON”, “SEK”, “USD”, “OTH”.
18	Total notional contract quantity	The estimated total number of units of the wholesale energy product. This is a calculated figure.	Optional, mandatory if Field No 20(1) is declared, non-repeatable, of a numeric format up to 20 numerical digits with a maximum of 5 digits after the decimal point.
19	Volume optionality capacity	The number of units included in the contract, per delivery time interval if available.	Optional, mandatory if Field No 20(2) or 23 are declared, it forms a repeatable group together with Field No 23. It consist of two elements, an element of a numeric format up to 20 numerical digits with a maximum of 5 digits after the decimal point, and an element for the quantity unit (refer to Field No 20(2) for the list of allowed values).
20	Notional quantity unit	The unit of measurement used in fields 18 and 19.	Field No 20 consists of two elements. 1) Element used for Field No 18. Mandatory if Field No 18 is declared, non-repeatable. List of allowed values: “KWh”, “MWh”, “GWh”, “Therm”, “Ktherm”, “MTherm”, “cm”, “mcm”, “Btu”, “MMBtu”, “MJ”, “MMJ”, “100MJ”, “GJ”. 2) Element used for Field No 19. Mandatory if Field No 19 is declared, non-repeatable. List of allowed: “KW”, “KWh/h”, “KWh/d”, “MW”, “MWh/h”, “MWh/d”, “GW”, “GWh/h”, “GWh/d”, “Therm/d”, “KTherm/d”, “MTherm/d”, “cm/d”, “mcm/d”, “Btu/d”, “MMBtu/d”, “MJ/d”, “100MJ/d”, “MMJ/d”, “GJ/d”,
21	Volume optionality	The volume classification.	Optional, non-repeatable, list of allowed values: “V”, “F”, “M”, “C”, “O”.
22	Volume optionality frequency	The frequency of the volume optionality: e.g. daily, weekly, monthly, seasonal, annual or other, if available.	Optional, non-repeatable, list of allowed values: “X”, “H”, “D”, “W”, “M”, “Q”, “S”, “A”, “O”.
23	Volume optionality intervals	Time interval for each volume optionality if available.	Optional, mandatory if Field No 19 or 20(2) are declared, it forms a repeatable group together with Field No 19. It consists of a sequence of two elements of date format.
		Fixing index details	
24	Type of index price	Price classified as fixed, simple index (single underlying) or complex price formula (multiple underlying).	Optional, non-repeatable, list of allowed values: “F”, “I”, “C”, “O”.
25	Fixing index	List of indices determining the price in the contract. For each Index specify the name. In case of a basket of indices for which no unique identifier exist the basket or the index shall be indicated.	It forms a repeatable, optional group “fixingIndexDetails” with Fields No 26, 27, 28, 29 and 30. Mandatory if “fixingIndexDetails” is declared, non-repeatable, of an alphanumeric format with underscore, hyphen and space characters allowed, with a maximum length of 150 characters.
26	Fixing index types	Spot, forward , swap, spread, etc.	It forms a repeatable, optional group “fixingIndexDetails” with Fields No 25, 27, 28, 29 and 30. Optional, non-repeatable, please refer to Field No 13 for the list of allowed values.
27	Fixing index sources	For each index specify the publication source.	It forms a repeatable, optional group “fixingIndexDetails” with Fields No 25, 26, 28, 29

		In case of basket of indices for which no unique identifier exist the basket or the index shall be indicated.	and 30. Optional, non-repeatable, of an alphanumeric format with underscore, hyphen and space characters allowed, with a maximum length of 150 characters.
28	First fixing date	First fixing date determined by the earliest date of all the fixings.	It forms a repeatable, optional group "fixingIndexDetails" with Fields No 25, 26, 27, 29 and 30. Optional, non-repeatable, of a date format.
29	Last fixing date	Last fixing date determined by the latest date of all the fixings.	It forms a repeatable, optional group "fixingIndexDetails" with Fields No 25, 26, 27, 28 and 30. Optional, non-repeatable, of a date format.
30	Fixing frequency	The frequency the fixing: e.g. daily, weekly, monthly, seasonal, annual or other.	It forms a repeatable, optional group "fixingIndexDetails" with Fields No 25, 26, 27, 28 and 29. Optional, non-repeatable, for the list of allowed values please refer to Field No 22.
31	Settlement method	Whether the contract is settled physically, in cash, both, optional or other.	Mandatory, non-repeatable, list of allowed values: "P", "C", "O". The default value is "P".
		Option details[18]	
32	Option style	Indicates whether the option may be exercised at a fixed date (European and Asian style), a series of pre-defined dates (Bermudan) or at any time during the life of the contract (American).	Optional, non-repeatable, list of allowed values: "A", "B", "E", "S", "O".
33	Option type	Indicates whether the option is a call, put or other.	Optional, non-repeatable, list of allowed values: "P", "C", "O".
34	Option first exercise date	First exercise date determined by the earliest date of all the exercises.	Optional, non-repeatable, of a date format.
35	Option last exercise date	Last exercise date determined by the latest date of all the exercises.	Optional, non-repeatable, of a date format.
36	Option exercise frequency	The frequency of the Volume optionality: e.g. daily, weekly, monthly, seasonal, annual or other.	Optional, non-repeatable, for the list of allowed values please refer to Field No 22.
37	Option strike index	For each Index specify the name. In case of a basket of indices for which no unique identifier exist the basket or the index shall be indicated.	Optional, non-repeatable, of an alphanumeric format with underscore, hyphen and space characters allowed, with a maximum length of 150 characters.
38	Option strike index type	Spot, forward , swap, spread, etc.	Optional, non-repeatable, for the list of allowed values please refer to Field No 13.
39	Option strike index source	For each index specify the fixing type. In case of a basket of indices for which no unique identifier exist the basket or the index shall be indicated.	Optional, non-repeatable, of an alphanumeric format with underscore, hyphen and space characters allowed, with a maximum length of 150 characters.

[18] The data fields in this section form a repeatable, optional group "optionDetails".

40	Option strike price	The strike price of the option.	Optional, non-repeatable. It consists of a sequence of two elements, one of numeric format and one indicating the currency value (for the list of allowed values please refer to Field No 17).
		Delivery profile	
41	Delivery point or zone	EIC code(s) for the delivery point(s) or market area(s).	Mandatory, repeatable, a string with exact length of 16 characters: 2 numeric characters followed by a letter character (“X”, “Y”, “Z”, “T”, “W”, or “V”) and 13 additional characters.
42	Delivery start date	Start date and time of delivery. For physically delivered contracts this would be the delivery start date of the contract.	Mandatory, non-repeatable, of a date format.
43	Delivery end date	End date and time of delivery. For physically delivered contracts this would be the end delivery date of the contract.	Mandatory, non-repeatable, of a date format.
44	Load type	Identification of the delivery profile (base load, peak load, off-peak, block of hours or other).	Optional, non-repeatable, list of allowed values: “BL”, “PL”, “OP”, “BH”, “SH”, “GD”, “OT”.
		Life cycle information	
45	Action type	When the report contains: - a contract reported for the first time, it will be identified as 'new'; - a modification of details of a previously reported contract, it will be identified as 'modify'; - a cancellation of a wrongly submitted report, it will be identified as 'error'; - a termination of an existing contract, it will be identified as 'cancel'.	Mandatory, non-repeatable, list of allowed values: “N”, “M”, “E”, “C”.
		Data fields present only in the electronic format	
Additional field	Extra field	It is used for multiple purposes. Please refer to the ACER Frequently Asked Questions (FAQs) on REMIT Transaction Reporting document to consult the scenarios in which this field can be used.	Optional, non-repeatable, a string with a maximum length of 1000 characters. It allows 2 or more Key==Value pairs of string separated by a semicolon ';'.

III.III Data fields for electricity transportation data reporting (Table 3)

The electronic formats are represented by three separate XSDs: Total allocation, Bid and Rights.

REMIT IR's Field no	Field identifier	Description	Characteristics of the data fields may differ in each electronic format available for this data type[19]
		Common data for total primary allocation results and secondary market resale and transfer rights and bid document	
1	Document identification	Unique identification of the document for which the time series data is being supplied.	Mandatory, non-repeatable, of a string format with a maximum length of 35 characters.
2	Document version	Version of the document being sent. A document may be sent several times, each transmission being identified by a different version number that starts at 1 and increases sequentially.	Mandatory, non-repeatable, allows an integer value between 1 and 999.
3	Document type	The coded type of the document being sent.	Mandatory, non-repeatable, list of allowed values: from "A01" to "A67".
4	Sender identification	Identification of the party that is the sender of the document and is responsible for its content (EIC code).	Mandatory, non-repeatable, a string with a maximum length of 16 characters. Note: Coding scheme is also identified within the field (notation : <sender_MarketParticipant.mRID codingScheme="A01">value_EICcode</sender_MarketParticipant.mRID>). This is true for all fields with party or domain codes.
5	Sender role	Identification of the role that is played by the sender e.g. TSO or other reporting entity.	Mandatory, non-repeatable, list of allowed values: from "A01" to "A38".
6	Receiver identification	Identification of the party who is receiving the document.	Mandatory, non-repeatable, a string with a maximum length of 16 characters. Similarly to Field No 4, coding scheme is also identified within the field.
7	Receiver role	Identification of the role played by the receiver.	Mandatory, non-repeatable, list of allowed values: from "A01" to "A38".
8	Creation date and time	Date and time of the creation of the document e.g. when the TSO or other reporting entity sends the transaction to the Agency.	Mandatory, non-repeatable, of a datetime YYYY-MM-DDTHH:MM:SSZ format with mandatory "Z" indication.

[19] In the bid electronic format, the optional, repeatable group "Bid TimeSeries" is formed by Fields from 31 to 34, 40 to 43, 45 to 49, and 56 to 58; in the rights electronic format, the optional, repeatable group "TimeSeries" is formed by Fields from 31 to 49.
In the total allocation electronic format, the fields described in section "Capacity allocation time series (for primary allocation)" form the repeatable, optional group "TimeSeries" together with sections "Period for primary allocation and secondary processes", "Interval for primary allocation and secondary processes", "Reason for primary allocation and secondary processes".

9	Bid time interval/applicable time interval	The beginning and ending date and time of the period covered by the document.	Mandatory, non-repeatable. It consists of a sequence of two elements of datetime format YYYY-MM-DDTHH:MMZ with mandatory "Z" indication.
10	Domain	The domain covered within the document.	Mandatory, non-repeatable, a string with a maximum length of 18 characters. Similarly to Field No 4, coding scheme is also identified within the field.
11	Document status (if applicable)	Identifies the status of the document.	Mandatory, non-repeatable, list of allowed values: from "A01" to "A12".
		Capacity allocation time series (for primary allocation)	
12	Time series identification	The identification that uniquely identifies the time series.	Mandatory, non-repeatable, a string with a maximum length of 35 characters.
13	Bid document identification	The identification of the document for which the bids or resale references are contained.	Mandatory, non-repeatable, a string with a maximum length of 35 characters.
14	Bid document version	Version of the bid or resale document having been sent.	Mandatory, non-repeatable, of an integer value between 1 and 999.
15	Bid identification	The identification of the time series that was used in the original bid or resale. This is the unique number that is assigned by the bidder when they made their original bid or resale. Left blank if not applicable.	Mandatory, non-repeatable, a string with a maximum length of 35 characters.
16	Bidding party	Identification of market participant who bid for the capacity or resold capacity (EIC X code).	Mandatory, non-repeatable, a string with a maximum length of 16 characters. Similarly to Field No 4, coding scheme is also identified within the field.
17	Auction identification	The identification linking the allocation to a set of specifications created by the auction operator.	Mandatory, non-repeatable, a string with a maximum length of 35 characters.
18	Business type	Identifies the nature of the time series.	Mandatory, non-repeatable, list of allowed values: from "A01" to "A38", and from "A40" to "A90".
19	In area	The area where the energy is to be delivered (EIC Y code).	Mandatory, non-repeatable, a string with a maximum length of 18 characters. Similarly to Field No 4, coding scheme is also identified within the field.
20	Out area	The area where the energy is coming from (EIC Y code).	Mandatory, non-repeatable, a string with a maximum length of 18 characters. Similarly to Field No 4, coding scheme is also identified within the field.
21	Contract type	The contract type defines the conditions under which the capacity was allocated and handled e.g. daily auction, weekly auction, monthly auction, yearly auction, long term contract, etc.	Mandatory, non-repeatable, list of allowed values: from "A01", to "A12".
22	Contract identification	The contract identification of the time series instance. This must be a unique number that is assigned by the auction operator and shall be used for all references to the allocation.	Mandatory, non-repeatable, a string with a maximum length of 35 characters.

23	Measure unit quantity	The unit of measure in which the quantity in the time series is expressed.	Mandatory, non-repeatable, list of allowed values: “MWH”, “MAW”, “MAH”, “MAR”, “KWT”, “KWH”, “P1”, “MTQ”, “MQS”, “MTR”, “HMQ”.
24	Currency (if applicable)	The currency in which the monetary amount is expressed.	Optional, non-repeatable, list of allowed values: “EUR”, “USD”, “DKK”, “NOK”, “CHF”, “GBP”, “SEK”, “PLN”, “CZK”, “SKK”, “HRK”, “HUF”, “TRY”.
25	Measure Unit Price (if applicable)	The unit of measure in which the price in the time series is expressed.	Optional, non-repeatable, list of allowed values: “MWH”, “MAW”, “MAH”, “MAR”, “KWT”, “KWH”, “P1”, “MTQ”, “MQS”, “MTR”, “HMQ”.
26	Curve Type (if applicable)	Describes the type of the curve that is being provided for the time series in question e.g. variable sized block or fixed sized block or point.	Optional, non-repeatable, list of allowed values: “A01”, “A02”, “A03”, “A04”, “A05”.
27	Classification Category (if applicable)	The category of the product as defined by the market rules.	Optional, non-repeatable, list of allowed values: “A01”, “A02”, “A03”, “A04”.
		No-Bid auction time series (for primary allocation)	
28	Identification	The identification of a time series instance.	It forms a repeatable, optional group “NoBid_TimeSeries” with Fields No 29 and 30. Mandatory, non-repeatable, a string with a maximum length of 35 characters.
29	Auction identification	The identification of the auction where no bids have been received.	It forms a repeatable, optional group “NoBid_TimeSeries” with Fields No 28 and 30. Mandatory, non-repeatable, a string with a maximum length of 35 characters.
30	Classification category (if applicable)	The category of the product as defined by the market rules.	It forms a repeatable, optional group “NoBid_TimeSeries” with Fields No 28 and 29. Optional, non-repeatable, list of allowed values: “A01”, “A02”, “A03”, “A04”.
		Secondary rights time series (for secondary rights)	
31	Time series identification	The identification of the time series instance. This must be a unique number that is assigned by the sender for each time series in the document.	Mandatory, non-repeatable, a string with a maximum length of 35 characters.
32	Business type	Identifies the nature of the time series e.g. capacity rights, capacity transfer notification, etc.	Mandatory, non-repeatable, list of allowed values: from “A01” to “A38”, and from “A40” to “A90”.
33	In area	The area where the energy is to be delivered (EIC Y code).	Mandatory, non-repeatable, a string with a maximum length of 18 characters. Similarly to Field No 4, coding scheme is also identified within the field.
34	Out area	The area where the energy is coming from (EIC Y code).	Mandatory, non-repeatable, a string with a maximum length of 18 characters. Similarly to Field No 4, coding scheme is also identified within the field.
35	Rights holder	Identification of the market participant who is owner of, or has the right to use, the transmission rights in question (EIC X code).	Mandatory, non-repeatable, a string with a maximum length of 16 characters. Similarly to Field No 4, coding scheme is also identified within the field.

36	Transferee party	Identification of the market participant to whom the rights are being transferred or the Interconnection Trade Responsible designated by the transferor (as designated in the rights holder attribute) to use the rights (EIC X code).	Optional, non-repeatable, a string with a maximum length of 16 characters. Similarly to Field No 4, coding scheme is also identified within the field.
37	Contract identification	The contract identification of the time series instance This must be the number that has been assigned by the transmission capacity allocator e.g. TSO or auction operator, or allocation platform.	Mandatory, non-repeatable, a string with a maximum length of 35 characters.
38	Contract type	The contract type defines the conditions under which the capacity was allocated and handled e.g. daily auction, weekly auction, monthly auction, yearly auction, long term contract, etc.	Mandatory, non-repeatable, list of allowed values: from “A01” to “A12”.
39	Previous contract identification (if applicable)	The identification of a previous contract used to identify the transfer rights.	Optional, non-repeatable, a string with a maximum length of 35 characters.
40	Measure unit quantity	The unit of measure in which the quantity in the time series is expressed.	Mandatory, non-repeatable, list of allowed values: “MWH”, “MAW”, “MAH”, “MAR”, “KWT”, “KWH”, “P1”, “MTQ”, “MQS”, “MTR”, “HMQ”.
41	Auction identification (if applicable)	The identification linking the capacity rights to a set of specifications created by the transmission capacity allocator e.g. TSO or auction operator or allocation platform.	Mandatory in the bid electronic format, optional in the rights electronic format, non-repeatable, a string with a maximum length of 35 characters.
42	Currency (if applicable)	The currency in which the monetary amount is expressed.	Optional, non-repeatable, list of allowed values: “EUR”, “USD”, “DKK”, “NOK”, “CHF”, “GBP”, “SEK”, “PLN”, “CZK”, “SKK”, “HRK”, “HUF”, “TRY”.
43	Measure Unit Price (if applicable)	The unit of measure in which the price in the time series is expressed.	Optional, non-repeatable, for the list of allowed values, refer to Field No 40.
44	Curve Type (if applicable)	Describes the type of the curve that is being provided for the time series in question e.g. variable sized block or fixed sized block or point.	Optional, non-repeatable, list of allowed values: “A01”, “A02”, “A03”, “A04”, “A05”.
		Period for primary allocation and secondary processes	
45	Time interval	This information provides the start and end date and time of the period being reported.	Mandatory, non-repeatable. It consists of a sequence of two elements of datetime format YYYY-MM-DDTHH:MMZ with mandatory “Z” indication.
46	Resolution	The resolution defining the number of periods that the time interval is divided (ISO 8601).	Mandatory, non-repeatable, of alphanumeric format PnYnMnDTnHnMnS.
		Interval for primary allocation and secondary processes	
47	Position	The relative position of a period within an interval.	Mandatory, non-repeatable, of an integer value between 1 and 999999.

48	Quantity	The quantity that has been allocated in the primary auction. The quantity that has been assigned to the nomination party for secondary rights.	Mandatory, non-repeatable, of a decimal format.
49	Price amount (if applicable)	The price expressed for each unit of quantity allocated through primary allocation. The price expressed for each unit of quantity resold or transferred on the secondary market if applicable.	Optional, non-repeatable, of a decimal format with a maximum length of 17 digits.
50	Bid quantity (if applicable)	The quantity that was in the original bid document.	Optional, non-repeatable, of a decimal format.
51	Bid price amount (if applicable)	The original price expressed in the original bid or resale for each unit of quantity requested.	Optional, non-repeatable, of a decimal format with a maximum length of 17 digits.
		Reason for primary allocation and secondary processes[20]	
52	Reason code (if applicable)	A code providing the status of the allocation or the rights.	Mandatory, non-repeatable, list of allowed values: from “A01” to “A10”, from “A20” to “A30”, from “A41” to “A99”, from “B01” to “B17”, and “999”.
53	Reason text (if applicable)	Textual explanation of the reason code.	Optional, non-repeatable, a string with a maximum length of 512 characters.
		Bid header document and Bid document fields for organised market places (applicable for secondary market trading)	
54	Subject party	The market participant for whom the bid is being submitted (EIC code).	Mandatory, non-repeatable, a string with a maximum length of 16 characters. Similarly to Field No 4, coding scheme is also identified within the field.
55	Subject role	The role of the subject party.	Mandatory, non-repeatable, list of allowed values: from “A01” to “A38”.
56	Divisible	An indication whether or not each element of the bid may be partially accepted or not.	Mandatory, non-repeatable, list of allowed values: “A01”, “A02”.
57	Linked bids identification (if applicable)	Unique identification associated with all linked bids.	Optional, non-repeatable, of a string format with a maximum length of 35 characters.
58	Block bid	An indication that the values in the period constitute a block bid and that they cannot be changed.	Mandatory, non-repeatable, list of allowed values: “A01”, “A02”.

[20] Instances of Fields No 52 and 53 are applicable to Total Allocation electronic format as a mandatory group within “NoBid_TimeSeries”, as well as three optional, repeatable groups. They are also applicable to the Rights electronic format as two optional, repeatable groups.

III.IV Data fields for gas transportation data reporting (Table 4)

REMIT IR's Field no	Field identifier	Description	Characteristics of the data fields in the electronic format
		Common data for primary and secondary allocation processes	
1	Sender identification	Identification of the party that is the owner of the document and is responsible of its content.	Mandatory, non-repeatable, a string with a length between 12 and 16 characters. Note: Coding scheme is also identified within the field. The following type of CodingScheme is permitted: 305 = EIC, ACE = ACER code.
2	Organised market place identification	Identification of organised market place.	Mandatory, non-repeatable, a string with a length between 12 and 16 characters. Note: Coding scheme is also identified within the field. The following type of CodingScheme is permitted: 305 = EIC, ACE = ACER code.
3	Process identification	The identification of the auction or other process as defined by the capacity allocating entity.	Mandatory, non-repeatable, a string with a maximum length of 35 characters.
4	Type of gas	Identifies the type of gas.	Optional, non-repeatable, list of allowed values: "HC1", "LC1".
5	Transportation transaction identification	A uniquely assigned identification number for the capacity allocation as assigned by the organized market place or TSO.	Mandatory, non-repeatable, a string with a maximum length of 35 characters.
6	Creation date and time	Creation date and time of the transaction.	Mandatory, non-repeatable, of a datetime format.
7	Auction Open Date/Time	The date and time when an auction opens for bidding.	Optional, non-repeatable, of a datetime format.
8	Auction End Date/Time	The date and time when an auction closes.	Optional, non-repeatable, of a datetime format.
9	Transportation transaction Type	The type identifies the nature of transportation transaction to be reported in accordance with current applicable industry standards as specified by Gas Network code on Interoperability and Data Exchange.	Mandatory, non-repeatable, list of allowed values: "ZSW", "ZSX", "ZSY", "ZSZ", "ZTA", "ZTB", "ZTC", "ZTD", "ZTE", "ZTF", "ZSP", "ZSG".
10	Start Date and Time	Date and time of the start of the transportation transaction runtime.	It forms a single element together with Field No 11, where the values are separated by a "/". Mandatory, non-repeatable, of a datetime YYYY-MM-DDTHH:MMZ format with mandatory "Z" indication.
11	End Date and Time	Date and time of the end of the transportation transaction runtime.	It forms a single element together with Field No 10, where the values are separated by a "/". Mandatory, non-repeatable, of a datetime YYYY-MM-DDTHH:MMZ format with mandatory "Z" indication.
12	Offered capacity	The Quantity of capacity available in the auction expressed in the Measure unit.	Optional, non-repeatable, of a decimal format with a maximum length of 17 digits (decimal mark included).
13	Capacity category	Applicable capacity category.	Optional, non-repeatable, list of allowed values: "Z04", "Z05", "Z06", "ZEQ", "ZER", "ZES", "ZET", "ZEU", "ZEW", "ZFA","ZFB","ZFD".

		Data for lifecycle reporting	
14	Action type	Status code of the report to be reported in accordance with current applicable industry standards as specified in Gas Network code on Interoperability and Data Exchange.	Mandatory, non-repeatable, list of allowed values: “62G”, “63G”, “66G”, “75G”.
		Data for quantity and price reporting	
15	Quantity	Total number of units allocated with the transportation transaction as expressed in the Measure unit.	Mandatory, non-repeatable, of a decimal format with a maximum length of 17 digits (decimal mark included).
16	Measure unit	The unit of measurement used.	Mandatory, non-repeatable, list of allowed values: “KW1”, “KW2”, “HM1”, “HM2”, “TQH”, “TQD”, “MQ6”, “MQ7”, “KWH”, “GWH”.
17	Currency	The currency in which the monetary amount is expressed.	Mandatory, non-repeatable, list of allowed values: “EUR”, “BGN”, “CHF”, “CZK”, “DKK”, “GBP”, “HRK”, “HUF”, “ISK”, “NOK”, “PLN”, “RON”, “SEK”, “USD”.
18	Total Price	Reserve price at time of the auction plus auction premium or regulated tariff in case of other allocation mechanism than auction.	Mandatory, non-repeatable, of a decimal format with a maximum length of 17 digits (decimal mark included).
19	Fixed or Floating Reserve Price	Identification of the type of the reserve price.	Optional, non-repeatable, list of allowed values: “Z07”, “Z08”.
20	Reserve Price	The identification of the reserve price for the auction.	Optional, non-repeatable, of a decimal format with a maximum length of 17 digits (decimal mark included).
21	Premium Price	The identification of the premium price for the auction.	Optional, non-repeatable, of a decimal format with a maximum length of 17 digits (decimal mark included).
		Data for identification of location and market participant	
22	Network point identification	Within a network system according to the EIC code.	Mandatory, non-repeatable, a string with the exact length of 16 characters. Note: Coding scheme is also identified within the field. The following type of CodingScheme is permitted: 305 = EIC.
23	Bundling	Specification of Bundling.	Optional, non-repeatable, list of allowed values: “ZEO”, “ZEP”.
24	Direction	Specification of direction.	Mandatory, non-repeatable, list of allowed values: “Z02”, “Z03”.
25	TSO 1 Identification	The identification of the TSO for which the data reporting is made.	Mandatory, non-repeatable, a string with a length between 12 and 16 characters. Note: Coding scheme is also identified within the field. The following type of CodingScheme is permitted: 305 = EIC, ACE = ACER code.
26	TSO 2 Identification	The identification of the Counter TSO.	Optional, non-repeatable, a string with a length between 12 and 16 characters. Note: Coding scheme is also identified within the field. The following type of CodingScheme is permitted: 305 = EIC, ACE = ACER code.

27	Market Participant Identification	The market participant to which the capacity is assigned.	Mandatory, non-repeatable, a string with a length between 12 and 16 characters. Note: Coding scheme is also identified within the field. The following type of CodingScheme is permitted: 305 = EIC, ACE = ACER code.
28	Balancing Group or Portfolio Code	The balancing group (or balancing groups in cases of bundled products) to which the shipper belongs or the portfolio code used by the shipper if a Balancing Group is not applicable.	Optional, non-repeatable, a string with a maximum length of 35 characters. Note: Coding scheme is also identified within the field. The following type of CodingScheme is permitted: 305 = EIC, ZSO = Assigned by System Operator.
		Data applicable only for secondary allocations	
29	Procedure applicable	Specification of procedure applicable.	Optional, non-repeatable, list of allowed values: “A01”, “A02”, “A03”, “A04”, “A05”, “A06”.
30	Maximum Bid Amount	The maximum the transferee would be willing to offer, expressed in the Currency per Measure Unit.	Optional, non-repeatable, of a decimal format with a maximum length of 17 digits (decimal mark included).
31	Minimum Bid Amount	The minimum the transferor would be willing to offer, expressed in the Currency per Measure Unit.	Optional, non-repeatable, of a decimal format with a maximum length of 17 digits (decimal mark included).
32	Maximum Quantity	The maximum the transferee/transferor would be willing to acquire/sell on creating the trade proposal.	Optional, non-repeatable, of a decimal format with a maximum length of 17 digits (decimal mark included).
33	Minimum Quantity	The minimum the transferee/transferor would be willing to acquire/sell on creating the trade proposal.	Optional, non-repeatable, of a decimal format with a maximum length of 17 digits (decimal mark included).
34	Price paid to TSO (Underlying Price)	Only applicable when there is an Assignment expressed in the Currency, per Measure unit which must be kWh/h.	Optional, non-repeatable, of a decimal format with a maximum length of 17 digits (decimal mark included).
35	Price the transferee pays to the transferor	Price the transferee pays to the transferor expressed in the Currency per Measure unit which must be kWh/h.	Optional, non-repeatable, of a decimal format with a maximum length of 17 digits (decimal mark included). In order to report cases when the format of the transfer price is not decimal, an additional complex element, Transfer_PriceFormula, is available in the schema.
36	Transferor identification	The Market Participant giving up the capacity.	Optional, non-repeatable, a string with a length between 12 and 16 characters. Note: Coding scheme is also identified within the field. The following type of CodingScheme is permitted: 305 = EIC, ACE = ACER code.
37	Transferee identification	The Market Participant receiving the capacity.	Optional, non-repeatable, a string with a length between 12 and 16 characters. Note: Coding scheme is also identified within the field. The following type of CodingScheme is permitted: 305 = EIC, ACE = ACER code.
		Data fields applicable only for orders placed at auction for primary allocations.	

38	Bid ID	Numerical identifier of the Bid as assigned by the Reporting Entity.	Optional, but mandatory if "AuctionRound_Characteristic" is declared, non-repeatable, a string with a maximum length of 35 characters.
39	Auction Round Number	An integer that increments every time an auction achieves no result and is re-run with different parameters. Starting at 1. To be left blank in case of auction without biding rounds (e.g. day-ahead auction).	It forms an optional, repeatable group with the elements in the group "Bid". Optional, but mandatory if "AuctionRound_Characteristic" is declared, non-repeatable, of an integer format with a maximum value of 999.
40	Bid Price	The price bid for each unit of capacity excluding the Reserve Price. Expressed in the Currency and Measure unit.	Optional, but mandatory if "AuctionRound_Characteristic" is declared, non-repeatable, of a decimal format with a maximum length of 17 digits (decimal mark included).
41	Bid Quantity	The quantity being bid for expressed in the Measure unit.	Optional, but mandatory if "AuctionRound_Characteristic" is declared, non-repeatable, of a decimal format with a maximum length of 17 digits (decimal mark included).
		Data fields present only in the electronic format applicable for primary and secondary allocation processes[21]	
-	identification	Identification of the document describing the Nomination Monitoring Document.	Mandatory, non-repeatable, of a string format with a maximum length of 35 characters.
-	version	Version of the document being sent.	Mandatory, non-repeatable, of an integer format with a maximum value of 999.
-	type	The type of the document being sent.	Mandatory, non-repeatable, list of allowed values: "ANI".
-	creationDateTime	TRUM Data Field (6) shall not be confused with element <creationDateTime> in the Edig@s schema, that reflects the date and time at which the electronic report file was created..	Mandatory, non-repeatable, of a datetime format.
-	validityPeriod	The start and end date and time of the period of validity covered in the document.	Mandatory, non-repeatable, two values of a datetime YYYY-MM-DDTHH:MMZ format with mandatory "Z" indication, separated by a "/".
-	contractReference	Reference to a contract covering the Nomination Monitoring Document. This information is not used in the case of REMIT transmissions.	Optional, non-repeatable, of a string format with a maximum length of 35 characters.
-	contractType	Identification of the type of contract covering the document. This information is not used in the case of REMIT transmissions.	Optional, non-repeatable, list of allowed values: "ACW", "CT", "Z11", "Z14", "Z17", "Z18", "ZSC", "ZSD", "ZSE ".
-	issuer_MarketParticipant.marketRole.code	Identification of the role that the party who has issued the document is playing.	Mandatory, non-repeatable, list of allowed values: "ZSO", "ZUJ", "ZUF", "ZSH", "ZUA".

[21] Requirements developed by Edig@s Workgroup.

-	receiver_MarketParticipant.identification	Identification of the role that the party who has issued the document is playing. This corresponds to TRUM field 1. Both the identification and the coding scheme are mandatory.	Mandatory, non-repeatable, a string with a maximum length of 16 characters. Note: Coding scheme is also identified within the field. The following type of CodingScheme is permitted: 305 = EIC.
-	receiver_MarketParticipant.marketRole.code	Identification of the role that the party who receives the document is playing.	Mandatory, non-repeatable, list of allowed values: “ZUA”.
-	applicationContext	The identification of a particular context that is significant to the recipient. The application context is used to identify a particular context (location, application, etc.) that is relevant to the recipient of the document. The codification scheme used for the coded identification is indicated by the coding scheme attribute and shall indicate the code “305” for an EIC location code.	Optional, non-repeatable, a string with a maximum length of 16 characters. Note: Coding scheme is also identified within the field. The following type of CodingScheme is permitted: 305 = EIC.

ANNEX IV Data fields for fundamental data reporting

Please find below the data fields to be used for the reporting of fundamental data to the Agency in accordance with Article 8(5) of REMIT.

IV.I Data fields for ENTSO-E fundamental data

The Agency aims to rely on existing data fields and supporting documentation from the ENTSO-E transparency platform. Please refer to the following website: www.entsoe.eu.

IV.II Data fields for electricity nomination data

Field No	Schedule document header	Description	Agency's note
1	mRID	Unique identification of the document for which the time series data is being supplied.	Document identification.
2	revisionNumber	Version of the document being sent. A document may be sent several times, each transmission being identified by a different version number that starts at 1 and increases sequentially.	It addresses the 'Lifecycle'-fields need, by allowing to keep track of updates to previously provided information.
3	type	The coded type of the document being sent.	Possible codes for this field are for example : A01 - Balance responsible schedule A02 - Allocated capacity schedule A04 - System Operator area schedule … Complete list is in the ENTSOE code list.
4	process.processType	The nature of the process that the document is directed at.	Possible values are : A17 - Schedule day A01 - Day ahead A02 - Intraday incremental A12 - Long term A18 - Intraday total A19 - Intraday accumulated depending on whether the reporting is made within a single reporting (LT / DA / ID at the end of day) or within several reportings covering the day.
5	process.classificationType	A type that is used to classify the schedule by aggregation or classification.	Code allowing to summarize e.g. per day transactions per trader, or all nominations through day.
6	sender_MarketParticipant .mRID	Identification of the reporting party who is sending the document.	EIC code for the reporting party Note: Coding scheme is also identified within the field (notation : <sender_MarketParticipant.mRID codingScheme="A01">value_EICcode </sender_MarketParticipant.mRID>)

			This is true for all fields with party or domain codes.
7	sender_MarketParticipant.marketRole.type	Identification of the role that is played by the sender.	The role of the party that reports. E.g.: the TSO reporting directly or a third party on its behalf. The code used for a TSO would be e.g. A04.
8	receiver_MarketParticipant.mRID	Identification of the organization who is receiving the schedules.	In case the Agency needs to be identified by an EIC code for fundamental data reporting the following EIC code applies: 10X1001B1001B61Q
9	receiver_MarketParticipant.marketRole.type	Identification of the role played by the receiver.	This refers to a role (describes a function not a party) defined in the ENTSOE role model. Possible codes here could be : A32 - market information aggregator
10	createdDateTime	Date and time of transmission of the scheduling data, in UTC time.	This represents the creation date and time of the report to the Agency. In the nomination process, it follows the matching between TSOs of all the final nominations per party (all matched together). The transmission time of each nomination is not known at this stage. The nomination is submitted by market participant during the gate timeframe (defined in the rules) and this timing is regulated.
11	schedule_Time_Period.timeInterval start	The beginning date and time of the period covered by the document containing the schedule, in UTC time.	Beginning of the time interval.
12	schedule_Time_Period.timeInterval end	The ending date and time of the period covered by the document containing the schedule, in UTC time.	End of the time interval.
13	domain.mRID	The domain covered within the Schedule Document.	Bidding zone. May help to guide where data belongs in ARIS.
14	subject_MarketParticipant.mRID (if applicable)	The Party that is the subject of the Schedule Document.	Optional field. In some countries 3rd party reports on behalf of TSO (like Elexon in GB; see e.g. http://www.elexon.co.uk/about/other-services/data-flows/); optional field
15	subject_MarketParticipant.marketRole.type (if applicable)	The Role of the Subject Party.	Optional field. In some countries 3rd party reports on behalf of TSO (like Elexon in GB; see e.g. http://www.elexon.co.uk/about/other-services/data-flows/); optional field
16	matching_Time_Period.timeInterval start (if applicable)	The beginning date and time of the period that is to be matched within the schedule, in UTC time.	Beginning of the matching period In case of schedule day, it corresponds to the beginning of the day

17	matching_Time_Period.timeInterval end (if applicable)	The ending date and time of the period that is to be matched within the schedule in UTC time.	End of the matching period In case of schedule day, it corresponds to the end of the day.
	Schedule Timeseries		
18	mRID	Sender's identification of the time series instance. This must be unique for the whole document and guarantee the non-duplication of the product, business type, object aggregation, in area, out area, metering point identification, in party, out party, capacity contract type and capacity agreement identification.	Sender's time series ID. It allows unique ID of this nomination within the document.
19	version	The time series version is changed only if a given time series has changed. The time series version must be the same as the document version number in which it has been added or changed. All-time series, whether changed or not, must be retransmitted when a document is resent. In the case of the deletion of a time series, it is resent with all periods zeroed out.	Senders time series version. Versioning belonging to updates of time series. It allows doing the data validation and control.
20	businessType	Identifies the trading nature of an energy product.	Possible codes include for example (not exhaustive): A03 - External trade explicit capacity ... Complete list is in the ENTSOE code list.
21	product	Identification of an energy product such as Power, energy, reactive power, transport capacity, etc.	Possible codes include for example (not exhaustive) : 8716867000016 - Active power …
22	objectAggregation	Identifies how the object is aggregated.	This attribute details how the value is aggregated (or not) with regard to business description. In this reporting, nominations are sent per party and time frame (the object being described concerns a party). Possible code is : A03 = party
23	in_Domain.mRID (if applicable)	The area where the product is being delivered.	Optional field - This field represents a zone. EIC code for the zone where the energy is going. It needs to be filled unless Bidding zone affected is known from other reported field. E.g. from zone related to TSO A.

24	out_Domain.mRID (if applicable)	The area where the product is being extracted.	Optional field - This field represents a zone. EIC code for the zone where the energy is coming from. It needs to be filled unless Bidding zone affected is known from other reported field. E.g. from zone related to TSO B.
25	marketEvaluationPoint.mRID (if applicable)	The identification of the location where one or more products are metered.	This field could be USED FOR DC (Direct current)- cables. FR-UK DC-cable nominations could have use for such field. For DC links, it is sometimes used in planning phase (nomination/matching process), and later used for imbalance settlement accounting process. Field is used to differentiate the delivery point.
26	in_MarketParticipant.mR ID (if applicable)	The market participant that is putting the product into the area.	To be reported as field; MP identified by EIC code. Key field allowing to link through MP-ID to other monitoring information about that MP.
27	out_MarketParticipant.mRID (if applicable)	The market participant taking the product out of the area.	To be reported as field; MP identified by EIC code; Key field allowing to link through MP-ID to other monitoring information about that MP.
28	marketAgreement.type (if applicable)	The contract type defines the conditions under which the capacity was allocated and handled.	Use is dependent on the Business Type Possible codes are: A01 = Daily A02 = weekly A03 = monthly … Complete list is in the ENTSOE code list.
29	marketAgreement.mRID (if applicable)	The identification of an agreement for the allocation of capacity to a market participant.	Link to Transportation contracts - key information allowing to link data within ARIS to Transportation data. The link to transportation contracts is not always possible with this field, because LT nominations can be made by the party once for all the capacity acquired in several long-term allocations.
30	measurement_Unit.name	The unit of measure which is applied to the quantities in which the time series is expressed.	MW (always; in accordance with Electricity Transparency regulation)
31	curveType	The coded representation of the type of curve being described.	Possible code: A01 = sequential fixed block
	Reason (if applicable)		
32	code (if applicable)	A code indication that a textual reason for modification will be provided in the reason text.	Filed is Optional. For nominations this field would only be used in exceptional circumstance by TSO denying nominations to MPs; example value 'Security curtailment' which only applies when e.g. TSO rejects nominations.

33	text (if applicable)	Textual reason for a modification.	FREE TEXT, explaining field No 30. Limitation of allowed text size could be introduced.
	Period		
34	timeInterval start	The start date and time of the time interval of the period in question.	In a pre-defined format. ISO 8601. See fields 36, 37, 38.
35	timeInterval end	The end date and time of the time interval of the period in question.	In a pre-defined format. ISO 8601. See fields 36, 37, 38.
36	resolution	The resolution defining the number of periods that the time interval is divided.	ISO 8601. Hourly, 30 min or 15 min depending on market. Through EU different granularity of data is customary; key issue to manage in ARIS for aggregation and analysis of data, with trading data.
	Point		
37	position	The relative position of a period within a time interval.	Linked to the field 35.
38	quantity	The quantity of the product scheduled for the position within the time interval in question.	It would define for the position above, the related quantity: e.g. (1, 150), e.g. (2, 250), e.g. (3,200). This would define e.g. that on Day X, in first hour, 150 MW would flow; in 2nd hour 250 MW flow, in 3rd hour 200 MW would flow etc.

IV.III Data fields for ENTSOG fundamental data

The Agency aims to rely on existing data fields and supporting documentation from the ENTSOG transparency platform. Please refer to the following website: ~~http://www.edigas.org/remit-implementation-guide/~~https://edigas.org/edigas/remit/.

IV.IV Data fields for gas nomination data

Field No	Field Identifier	Description	Example	Description
	Parties to the contract			
1	Reporting time stamp to Agency	When TSO would report Agency the Nomination. Date and time of reporting indicating time zone (ISO 8601 date format / UTC time format).	2013-10-29T13:03:47+01:00	Date & Time when the one who is reporting is generating the report. The timing of information reported is covered through data field 10 (concerned gas day).

2	Reporting TSO/Balancing Group Manager	ID of the reporting TSO/Balancing Group Manager/3rd party reporting for TSO.	21X-FR-A-A0A0A-S	unique code identifying the entity who is in charge of the reporting (here EIC code of GRTgaz as example)
3	Point	EIC code(s) of the point as defined in Implementing Regulation (e.g. Bookable point, hubs etc.)		
4	Direction	Gas direction	Entry **OR** Exit	
5	Information Type	Day-ahead nomination or final-renomination or allocation or nomination assignments (only if applicable)	Day-ahead nomination OR final-renomination OR allocation; Here EDIGAS codes would be used (=qualifiers): XXX. See Edigas format in current version	Nomination assignment to be reported only for countries where nominating entity can be different from booking entity to match bookings and nominations
6	ID of the network user (market participant)	The network user (market participant) to which the reported quantity belongs, shall be identified by a unique code.	21X00000000126 1D	Shipper. We note that in Germany TSO currently may not always have shipper information, but only Balancing group information.
7	Type of code used	Indicate the type of code (EIC, ACER registration code or internal TSO code if necessary).	EIC	Preference: I.EIC II.ACER code III. Internal TSO code
8	ID of the other network user (market participant), situated within adjacent TSO-system	Unique identifier for the other market participant of the contract, situated within adjacent TSO-system	21X00000000126 1D	Shipper. Agency requires this field.
9	Type of code used	Indicate the type of code (EIC, ACER registration code or internal code if necessary).	EIC	Preference: I.EIC II.ACER code III. Internal TSO code
10	TIME GRANULARITY: GasDay (or GasHour)	The gas day for which the information is provided	10/1/2013	Granularity in line with Implementing Regulation.
11	Quantity	Total number of units (re)nominated or allocated per defined TIME Granularity	100	Quantity of energy nominated or allocated
12	Quantity unit	The unit of measurement used.	KWh/d, 25°C	
13	Status Code	The status of the information being provided.	Provisional / Definitive	Defined in various of the Edigas Schemas (including Nomination and Matching Process). An optional field as may not apply to all data types.

IV.V Data fields for LNG data

Field No	Field Identifier	Description	Example
1	reportingEntityIdentifier	Identification of who is sending the data to ACER : RRM identifier code or Participant identifier code (to identify if data is sent by GIE or directly by LSO)	Mandatory header for each data submission
2	submissionDateTime	Date & Time in UTC ISO8601 standard	Mandatory header for each data submission (YYYY-MM-DD 00:00:00)
3	lngReport	Can contains 4 subsets : see below	
		1. lngFacilityReport	
		2. lngParticipantActivityReport	
		3. lngPlannedUsageReport	
		4. lngUnavailabilityReport	
1	lngFacilityReport	The LNG Facility Report should be provided by the LNG System Operator in accordance with Article 9(3) a) and b). The data element “lngFacilityReport” is to be used by the Reporting Party to provide daily updates with regards to aggregated data of the facility, including information on the overall capacity of the facility and the send-out and inventory of the facility. The LNG Facility report contains aggregated data of the facility for a gas day. The facility report contains a sequence of objects providing the overall status of the facility.	To be provided daily (sent to ACER daily at 22:00 by GIE)
	gasDayStart	The start of the gas day in UTC ISO8601 standard	YYYY-MM-DD 06:00:00
	gasDayEnd	The end of the gas day in UTC ISO8601 standard	YYYY-MM-DD 05:59:59
	lngFacilityIdentifier	The LNG facility identifier Energy Identification Code as assigned by ENTSOG	EIC W or Z code e.g. 21Z0000000000082 (for Zeebrugge)

Field No	Field Identifier	Description	Example
	lngFacilityOperatorIdentifier	The operator of the terminal reloading or unloading LNG. EIC Code for verification based on VAT (legal entity identifier) issued by ENTSOG.	EIC X code e.g. 21X000000001006T (for Fluxys LNG)
	reportingEntityReferenceID	Identification for each data submission created by the reporting entity. To be used by ACER in the return Receipt. *If data is sent through RRM, this record level identifier is added by RRM before sending dataset to ACER, it is to be included in the ACER Return Receipt to enable RRM to properly re-distribute all Receipts*	Unique ID provided by reporting entity
	technicalCapacity	means the total firm capacity that the LNG Facility Operator can offer to the terminal users, taking account of system integrity and the operational requirements of the terminal expressed as a volume per day	GWh/day
	contractedCapacity	means capacity that the LNG Facility Operator has allocated to a user by means of a contract expressed as a volume per day	GWh/day
	availableCapacity	means the part of the technical capacity that has not been allocated to a user and is still available expressed as a volume per day	GWh/day
	sendOut	The aggregated gas flow out of the LNG facility within the gas day, expressed as a volume.	GWh
	inventory	The aggregated amount of LNG in the LNG tanks at the end of the previous gas day, expressed as a volume.	GWh
2	lngParticipantActivityReport	The LNG Participant Activity Report should be provided by market participant, or the LNG System Operator on their behalf, in accordance with Article 9(5) a. The data element "lngParticipantActivityReport" provides the Reporting Party with the ability to report daily updates with regards to the movement of LNG by each market participant at the facility.	To be provided daily (sent to ACER daily by market participant or LSO on his behalf)

Field No	Field Identifier	Description	Example
		Each day a report should be provided for each market participant detailing their LNG moved into or out of the facility. The LNG Participant Activity report contains details of all of the movement of LNG into and out of the facility by a market participant within a gas day.	
	gasDayStart	The start of the gas day in UTC ISO8601 standard	YYYY-MM-DD 06:00:00
	gasDayEnd	The end of the gas day in UTC ISO8601 standard	YYYY-MM-DD 05:59:59
	lngFacilityIdentifier	The LNG facility identifier Energy Identification Code as assigned by ENTSOG	EIC W or Z code e.g. 21Z0000000000082 (for Zeebrugge)
	marketParticipantIdentifier	The participant who has the obligation of reporting under article 9.5. of the Implementing Regulation. *(mandatory field)*	Identification code provided by NRA or ACER
	terminalCustomerIdentifier	The participant who has an access contract with the LNG Facility Operator and is the recipient of the unloaded LNG or the provider of the reloaded LNG. *(to be used if different than Market Participant Identifier)*	Identification code provided by NRA or ACER
	reportingEntityReferenceID	Identification for each data submission created by the reporting entity. To be used by ACER in the return Receipt. *If data is sent through RRM, this record level identifier is added by RRM before sending dataset to ACER, it is to be included in the ACER Return Receipt to enable RRM to properly re-distribute all Receipts*	Unique ID provided by reporting entity
	shipSize	The total cargo tank capacity as a volume.	m3 LNG
	shipName	The IMO code of the ship reloading or unloading LNG.	IMO + 7 digits e.g. IMO2222222
	reloadedVolume	The volume reloaded by the participant per ship (if none the element left blank).	GWh
	unloadedVolume	The volume unloaded by the participant per ship (if none the element left blank).	GWh

Field No	Field Identifier	Description	Example
3	lngPlannedUsageReport	The LNG Planned Usage Report should be provided by market participant, or the LNG System Operator on their behalf, in accordance with Article 9(5) b. The data element "lngPlannedUsageReport" is to be used by the Reporting Party to document expected usage of the facility over the next reporting period. The Reporting Party should provide a monthly update of the planned usage of the facility, which details expected deliveries and planned reloading and unloading dates over the coming month. The planned usage report provides a monthly forecast of expected usage of the facility for the month ahead.	To be provided in advance of the month to which it relates
	gasDayStart	The date on which the participant is intending to unload or reload the LNG in UTC ISO8601 standard	YYYY-MM-DD 06:00:00
	gasDayEnd	The date on which the participant is intending to unload or reload the LNG in UTC ISO8601 standard	YYYY-MM-DD 05:59:59
	lngFacilityIdentifier	The LNG facility identifier Energy Identification Code as assigned by ENTSOG	EIC W or Z code e.g. 21Z0000000000082 (for Zeebrugge)
	marketParticipantIdentifier	The participant who is planning to unload or reload LNG to/from the Terminal. *(Mandatory field)*	Identification code provided by NRA or ACER
	terminalCustomerIdentifier	The name of the participant who has an access contract with the terminal operator if different from the Market Participant. *(to be used if different than Market Participant Identifier)*	Identification code provided by NRA or ACER
	reportingEntityReferenceID	Identification for each data submission created by the reporting entity. To be used by ACER in the return Receipt. *If data is sent through RRM, this record level identifier is added by RRM before sending dataset to ACER, it is to be included in the ACER Return Receipt to enable RRM to properly re-distribute all Receipts*	Unique ID provided by reporting entity

Field No	Field Identifier	Description	Example
	deliveryVolume	The volume of LNG the participant is intending to unload or reload.	GWh
4	lngUnavailabilityReport	The LNG Unavailability Report should be provided by the LNG System Operator in accordance with Article 9(3) c. The data element "lngUnavailabilityReport" is used by the Reporting Party to identify any periods where the facility is unavailable for the reloading and unloading of LNG to participants, whether this is a planned or unplanned activity. To be sent as soon as information becomes available. The unavailability report is used to report any planned or unplanned unavailability of a facility for a gas day or period within a gas day. Each LNG System Operator shall identify the dates and time on which the planned or unplanned outages of the LNG facility occur and the capacity which is affected.	
	unavailabilityNotificationTimestamp	this represents the time at which the notification was produced for the unavailability, i.e. the timestamp at which it was published to other participants - in UTC ISO8601 standard	YYYY-MM-DD
	lngFacilityIdentifier	The LNG facility identifier Energy Identification Code as assigned by ENTSOG	EIC W or Z code e.g. 21Z0000000000082 (for Zeebrugge)
	reportingEntityReferenceID	Identification for each data submission created by the reporting entity. To be used by ACER in the return Receipt. *If data is sent through RRM, this record level identifier is added by RRM before sending dataset to ACER, it is to be included in the ACER Return Receipt to enable RRM to properly re-distribute all Receipts*	Unique ID provided by reporting entity
	unavailabilityStart	Start of time period for which capacity is unavailable	YYYY-MM-DD 00:00:00

Field No	Field Identifier	Description	Example
	unavailabilityEnd	End of time period for which capacity is unavailable	YYYY-MM-DD 00:00:00
	unavailabilityEndFlag	Indicate if End Date is Confirmed or Estimated	Confirmed or Estimated
	unavailableCapacity	capacity that is unavailable for the facility as a volume per day	GWh/day
	unavailabilityDescription	cause of the unavailability	(free text)
	unavailabilityType	define whether the outage is Planned or Unplanned	Planned or Unplanned

IV.VI Data fields for gas storage data

Field No	Data Field	Description	Example
	reportingEntityIdentifier	Identification of who is sending the data to ACER : RRM identifier code or Participant identifier code (to identify if data is sent by GIE or directly by SSO)	Mandatory header for each data submission
	submissionDateTime	Date & Time in UTC ISO8601 standard	Mandatory header for each data submission (YYYY-MM-DD 00:00:00)
	storageReport	Can contains 3 subsets : see below	
		1. storageFacilityReport	
		2. storageParticipantActivityReport	
		3. storageUnavailabilityReport	
1	storageFacilityReport	The Storage Facility Report should be provided by the Storage System Operator in accordance with Article 9(7) a) + b). The data element “storageFacilityReport” provides the Reporting Party with the ability to report the daily updates with regards to the storage of gas within a facility, including the information on the overall capacity of the facility, the volume of gas injected and withdrawn from the facility and the Reporting Party specific details with regards to the injection and withdrawal of gas. Each gas day the Reporting Party should report the details of all of the gas content injected or withdrawn from the facility and update the position of the facility based on the total volume injected or withdrawn. The Storage Facility Report contains details of all of the movement of gas into and out of the facility within a gas day. The report can cover any number of facility reports and each facility report can contain any number of updates for the facility, with each update specific to a defined Reporting Party.	To be provided daily (sent to ACER daily at 22:00 by GIE)
	gasDayStart	The start of the gas day in UTC ISO8601 standard	YYYY-MM-DD 06:00:00

Field No	Data Field	Description	Example
	gasDayEnd	The end of the gas day in UTC ISO8601 standard	YYYY-MM-DD 05:59:59
	storageFacilityIdentifier	The Storage facility identifier Energy Identification Code as assigned by ENTSOG which represents the physical facility as registered with ENTSOG	EIC W or Z code e.g. 21Z0000000001135 (for Alkmaar)
	storageFacilityOperatorIdentifier	The operating participant of the storage facility, EIC Code for verification based on VAT (legal entity identifier) issued by ENTSOG.	EIC X code e.g. 21X000000001120V (for TAQA Gas Storage B.V.)
	reportingEntityReferenceID	Identification for each data submission created by the reporting entity. To be used by ACER in the return Receipt. *If data is sent through RRM, this record level identifier is added by RRM before sending dataset to ACER, it is to be included in the ACER Return Receipt to enable RRM to properly re-distribute all Receipts*	Unique ID provided by reporting entity
	storageType	Type of storage facility, to be indicated as one of the following types: (DSR) Underground Storage in a Depleted Gas Reservoir (ASR) Underground Storage in an Aquifer Gas Reservoir (ASF) Underground Storage in a Salt Formation (SGL) Storage as LNG (PPC) Storage in Existing Pipeline Capacity (GHT) Above Ground Storage in a Gas Holder (SRC) Underground Storage in a Rock Cavern	(DSR) or (ASR) or (ASF) or (SGL) or (PPC) or (GHT) or (SRC)
	storage	This is the total amount of gas in stock at the facility on any gas day. Represented as a volume.	**TWh** (0.000000000 > 9 digit accuracy after decimal mark)
	injection	This is the total injected gas into the facility performed within a gas day. Represented as a volume.	**GWh/d** (0.000000 > 6 digit accuracy after decimal mark)
	withdrawal	This is the total withdrawal of gas that a facility within a gas day. Represented as a volume.	**GWh/d** (0.000000 > 6 digit accuracy after decimal mark)
	technicalCapacity	This is the maximum amount that can be stored at the facility. Represented as a volume.	**TWh** (0.000000000 > 9 digit accuracy after decimal mark)
	contractedCapacity	This is the amount that is contracted at the facility. Represented as a volume.	**TWh** (0.000000000 > 9 digit

Field No	Data Field	Description	Example
			accuracy after decimal mark)
	availableCapacity	This is the maximum amount that is available within the facility. Represented as a volume.	**TWh** (0.000000000 > 9 digit accuracy after decimal mark)
2	storageParticipantActivityReport	The Storage Participant Activity Report should be provided by market participant, or the Storage System Operator on their behalf, in accordance with Article 9(9). The data element "storageParticipantActivityReport" provides the reporting party with the ability to report the daily updates with regards to the injection and withdrawal of gas from of Storage in the facility for the market participant. Each day the reporting participant should report the details of all of the Storage content injected or withdrawn from the facility and update the stored gas at the facility based on those movements. The Storage Participant Activity report contains details of all of the movement of storage into and out of the facility by a market participant within a gas day.	To be provided daily (sent to ACER daily by market participant or SSO on his behalf)
	gasDayStart	The start of the gas day in UTC ISO8601 standard	YYYY-MM-DD 06:00:00
	gasDayEnd	The end of the gas day in UTC ISO8601 standard	YYYY-MM-DD 05:59:59
	storageFacilityIdentifier	The Storage facility identifier Energy Identification Code as assigned by ENTSOG which represents the physical facility as registered with ENTSOG	EIC W or Z code e.g. 21Z0000000001135 (for Alkmaar)
	storageFacilityOperatorIdentifier	The operating participant of the storage facility, EIC Code for verification based on VAT (legal entity identifier) issued by ENTSOG.	EIC X code e.g. 21X000000001120V (for TAQA Gas Storage B.V.)
	marketParticipantIdentifier	The participant who has an access contract with the storage operator.	Identification code provided by NRA or ACER
	reportingEntityReferenceID	Identification for each data submission created by the reporting entity. To be used by ACER in the return Receipt. *If data is sent through RRM, this record level identifier is added by RRM before sending dataset to ACER, it is to be included in the ACER Return Receipt to*	Unique ID provided by reporting entity

Field No	Data Field	Description	Example
		enable RRM to properly re-distribute all Receipts	
	storage	The volume stored by the participant at the storage facility at the end of the gas day (if none the element left blank). Reported as a volume.	**TWh** (0.000000000 > 9 digit accuracy after decimal mark)
3	storageUnavailabilityReport	The Storage Unavailability Report should be provided by the Storage System Operator in accordance with Article 9(7) c. The data element "storageUnavailabilityReport" is used by the reporting participant to identify any periods where the facility has been unavailable for the reloading and unloading of Storage to participants, whether this is a planned or unplanned activity. The unavailability report is used to represent any planned or unplanned unavailability of a facility for a gas day or period within a gas day. The unavailability report is a repeating group of entries for the planned or proposed outage of a facility by Storage System Operators, detailing the unavailability type and the period and quantity of unavailability. Each Storage system operator shall identify the dates and time on which the planned or unplanned outages of the Storage facility occur and the capacity which is affected. To be sent as soon as information becomes available.	
	unavailabilityNotificationTimestamp	this represents the time at which the notification was produced for the unavailability, i.e. the timestamp at which it was published to other participants.- in UTC ISO8601 standard	YYYY-MM-DD 00:00:00
	storageFacilityIdentifier	The Storage facility identifier Energy Identification Code as assigned by ENTSOG which represents the physical facility for which the outage is reported on.	EIC W or Z code e.g. 21Z0000000001135 (for Alkmaar)

Field No	Data Field	Description	Example
	storageFacilityOperatorIdentifier	The operating participant of the storage facility, EIC Code for verification based on VAT (legal entity identifier) issued by ENTSOG.	EIC X code e.g. 21X000000001120V (for TAQA Gas Storage B.V.)
	reportingEntityReferenceID	Identification for each data submission created by the reporting entity. To be used by ACER in the return Receipt. *If data is sent through RRM, this record level identifier is added by RRM before sending dataset to ACER, it is to be included in the ACER Return Receipt to enable RRM to properly re-distribute all Receipts*	Unique ID provided by reporting entity
	unavailabilityStart	Start of time period for which capacity is unavailable	YYYY-MM-DD 00:00:00
	unavailabilityEnd	End of time period for which capacity is unavailable	YYYY-MM-DD 00:00:00
	unavailabilityEndFlag	Indicate if End Date is Confirmed or Estimated	Confirmed or Estimated
	unavailableVolume	capacity that will be unavailable for the facility as a volume	**TWh** (0.000000000 > 9 digit accuracy after decimal mark)
	unavailableInjection	injection that will be unavailable for the facility as a volume ** Mandatory to include in the reporting if relevant to the issue covered **	**GWh/d** (0.000000 > 6 digit accuracy after decimal mark)
	unavailableWithdrawal	withdrawal that will be unavailable for the facility as a volume ** Mandatory to include in the reporting if relevant to the issue covered **	**GWh/d** (0.000000 > 6 digit accuracy after decimal mark)
36	unavailabilityType	define whether the outage is Planned or Unplanned	Planned or Unplanned
37	unavailabilityDescription	cause of the unavailability	(free text)

ANNEX V Electronic formats for transaction reporting

The chapters in this Annex are available on the REMIT Documents page on ACER's website.

V.I XML schema for standard contracts

V.II XML schema for non-standard contracts

V.III XML schema for electricity transportation contracts

V.IV XML schema for gas transportation contracts

For more information please refer to: ~~http://www.edigas.org/remit-implementation-guide/~~ https://edigas.org/edigas/remit/

ANNEX VI Electronic formats for fundamental data reporting

The chapters in this Annex are available on the REMIT Documents page on ACER's website.

VI.I XML schema for ENTSO-E fundamental data

For more information on international standards please refer to https://www.entsoe.eu.

VI.II XML schema for electricity nominations

VI.III XML schema for gas fundamental data

For more information please refer to ~~http://www.edigas.org/remit-implementation-guide/~~ https://edigas.org/edigas/remit/

VI.IV XML schema for gas nomination data

For more information please refer to ~~http://www.edigas.org/remit-implementation-guide/~~ https://edigas.org/edigas/remit/.

VI.V XML schema for LNG data

The schema is also available from https://www.gie.eu/wp-content/uploads/filr/845/MoP_Annex_VI_lng_schema.zip.

VI.VI XML schema for gas storage data

The schema is also available from https://www.gie.eu/wp-content/uploads/filr/845/MoP_Annex_VI_lng_schema.zip.

ANNEX VII Data fields for inside information reporting

In order to define the web feed standard for the disclosure of inside information, the Agency developed three different XML schemas accommodating all types of inside information:

I. "**Unavailability of electricity facilities**" - This schema should be used when market participants publish UMMs reporting planned or unplanned electricity unavailability of any size that are likely to significantly affect wholesale energy prices.

II. "**Unavailability of gas facilities**" - This schema should be used when market participants publish UMMs reporting planned or unplanned gas unavailability of any size that are likely to significantly affect wholesale energy prices.

III. "**Other market information**" - This schema should be used when market participants publish UMMs that do not fall under type I. or II. Typically these are events that are likely to significantly affect wholesale energy prices but are less structured and less frequent by nature than unavailability of facilities (for example: reporting corporate or market developments, commissioning a new power plant etc.).

For the sake of consistency and simplicity the three XML schema types contain exactly the same fields whenever possible (for example, the publication date and time of the UMM applies to any kind of UMM regardless of the type of inside information).

For the fields where this was not possible the Agency tried to accommodate the specificities of the type of inside information (I., II. or III.) - for example: 'Type of Event' may be different depending on the commodity.

Figure 1: List of fields for UMMs related to unavailability of electricity (I.) and gas facilities (II.) and 'other market information' (III.)

(UMMGasSchema ~~V2~~_V3, UMM ElectricitySchema_~~V2~~V3, UMMOther Schema_~~V1~~V2)

I.	Unavailability of electricity facilities
1	Message ID
2	Event Status
3	Type of Unavailability
4/a	Type of Event
5	Publication date/time
6	Event Start
7	Event Stop
8/a	Unit of measurement
9	Unavailable Capacity
10	Available Capacity
11/a	Installed Capacity
12	Reason for the unavailability

II.	Unavailability of gas facilities
1	Message ID
2	Event Status
3	Type of Unavailability
4/b	Type of Event
5	Publication date/time
6	Event Start
7	Event Stop
8/b	Unit of measurement
9	Unavailable Capacity
10	Available Capacity
11/b	Technical Capacity
12	Reason for the unavailability

III.	Other market information
1	Message ID
2	Event Status
5	Publication date/time
6	Event Start
7	Event Stop
13	Remarks
18	Market Participant
19	Market Participant Code

13	Remarks
14	Fuel Type
15/a	Bidding Zone
16	Affected Asset or Unit
17	Affected Asset or Unit EIC code
18	Market Participant
19	Market Participant Code
20	Interval Start [V2 schema only]
21	Interval Stop [V2 schema only]

13	Remarks
14	Fuel Type
15/b	Balancing Zone
16	Affected Asset or Unit
17	Affected Asset or Unit EIC code
18	Market Participant
19	Market Participant Code
22	Direction [V2 schema only]

The Agency proposes a list of accepted values and provides an example for each field as well. Under 'applicability' the table indicates if the disclosure of the information for the particular field is mandatory or optional, e.g. optional means that the field may be left empty but it is obligatory to include the data field in the web feed. Next to the heading of each field it is indicated whether it applies to 'electricity' (I.), 'gas' (II.) or 'other' (III.) type of messages. The field list for the provision of inside information via web feeds constrains the values and data types that can be used. The field list is provided bellow while the XML schema is provided in ANNEX VIII.

Data Field No (1) Message ID *(applicable for schema I. + II. + III.)*

No.	Field Identifier	Description	Applicability
1	Message ID	Unique identifier of the UMM.	Mandatory

Accepted Values	Type	Length	Examples
25 characters of free text, followed by an underscore, followed by 3 characters of numeric values.	alphanumeric characters belonging to ASCI code	29	12345-28X-Trading AG-BR—C_001

This field aims to capture the identifier of the message (UMM) related to an event, issued by the market participant or by someone acting on its behalf.

~~UMMs related to the same event may be updated several times before and during the event. Inside information publication may require a prognosis, for example regarding the duration of the event. Such prognosis contains an element of uncertainty and should be based on all available data and analysis prepared with reasonable effort at the time of publication. If the prognosis or the level or certainty changes over time, the publication should be updated accordingly.~~

Therefore, the field 'Message ID' consists of two parts: 'UMM thread ID' uniquely identifying the event it is related to, and 'Version Number', separated by the underscore character. 'Message ID' = 'UMM thread ID'_'Version Number'.

The 'UMM thread ID' part is the identifier of a series of UMMs reporting on the same event after potential updates. ~~The~~Therefore, the 'UMM thread ID' part of the "Message ID" remains unchanged ~~even if~~as the ~~UMM~~event is updated~~.~~ by consecutive UMMs. The format of the 'UMM thread ID' part ~~is to be set by the entity disclosing the information but~~ should include no more than 25 alphanumeric characters.

The 'Version Number' (or UMM version) is the unique identifier of UMM versions in a single UMM thread~~.~~ related to an event. It helps to reconstruct the history of prior publications. The 'Version Number' consists of a sequential number with 3 numeric characters where 001 stands for the first UMM in a thread, 002 marks the first update, 003 the second update and so on. The latest update of an event is represented by the UMM with the highest version number. The latest UMM published (latest UMM version) related to an event is the only applicable one, and all fields need to be up to date (e.g. Field No (12) "Reason for the unavailability" should be updated with the most recent details in each UMM).

The 'Version Number' (or UMM version) allows the following of possible updates on an event via new UMM publications, as the knowledge of the event by the market participant disclosing the UMM changes over time ~~(for~~. Published UMMs are 100% immutable and any update or change in the data fields related to the event will result in a new UMM with the same 'UMM thread ID' but an updated 'Version number'. This ensures that a complete and transparent record of all updates is maintained, with all previous versions of the UMM remaining accessible and unchanged.

For example: in ~~Plant~~ plant A, the conveyor belt broke and ~~the~~ this constitutes an unavailability event. The inside information of a three ~~days~~ day downtime was published in ~~UMM1. Later that day~~an initial UMM with Message ID "20260121-Plant-A-Event-01_001". On the next day, it turns out that the replacement work will take four days and ~~UMM2 with the new information~~"20260121-Plant-A-Event-01_002" is published~~. UMM2 is an update of UMM1.~~ with the newly available information. "20260121-Plant-A-Event-01_002" is an update of the information describing the event provided in the "20260121-Plant-A-Event-01_001".

Users should be able connect in an easy and user~~-~~friendly manner ~~UMM1 to UMM2~~"20260121-Plant-A-Event-01_001" to "20260121-Plant-A-Event-01_002 " in order to be able to reconstruct the history of the event and how the information content changed~~)~~.

Clarification on terms used throughout Annex VII

An unavailability affecting an asset is referred to as an event. An event is described by a thread of UMMs, i.e., one or more consecutive UMMs – or messages (UMMs), or (UMM) publications – that provide potential updates on the related event. An event has a unique identifier "UMM thread ID" that remains unchanged.

To provide updates to the disclosed event information, several UMM versions may be published.

Inside information publication may require prognosis, for example regarding the duration of the event. Such prognosis contains an element of uncertainty and should be based on all available data and analysis prepared with reasonable effort at the time of publication. If the prognosis or the level or certainty changes over time, the event should be updated accordingly by submitting a new UMM

Figure 1: Structure of Field No (1) Message ID

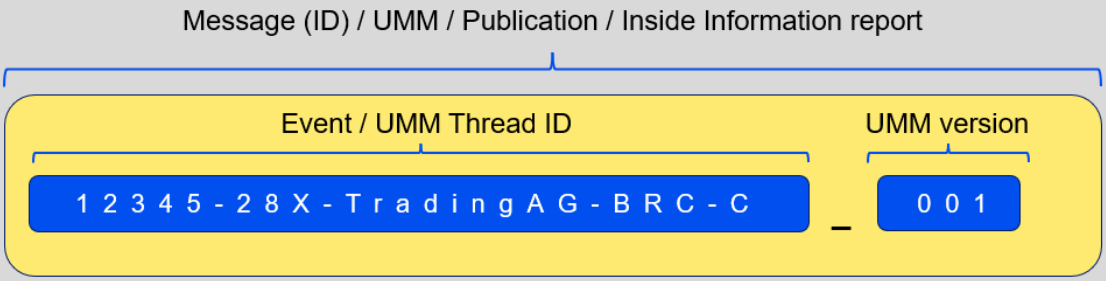

Data Field No (2) Event Status *(applicable for schema I. + II. + III.)*

No.	Field Identifier	Description	Applicability
2	Event Status	Identification of the condition or position of the UMM with regards to its standing.	Mandatory

Accepted Values	Type	Length	Examples
Active Dismissed Inactive	Alphabetic characters	6 9 8	Active

The field 'Event Status' allows the distinction between UMMs that contain the most recent information on an event and can still influence trading decisions, and UMMs on events that are already outdated~~ or that were updated~~.

The term 'Active' ~~refers~~is to be used when publishing a UMM that contains the most recent update on an event that will occur in the future or is occurring. The term 'Dismissed' refers to ~~a UMM that is~~an event not ~~valid~~to be taken into account anymore due to the fact that it was cancelled~~,~~ or withdrawn~~ or updated in the meantime and the~~. The term 'Inactive' is used for UMMs containing the most recent update ~~on~~of the information regarding an event that already occurred in the past,

i.e., the event status from and 'Active' UMM changes to 'Inactive' ~~once the event that was reported in the UMM terminates~~(in a new version) once the Event that was reported in the UMM terminates. It is not obligatory to publish a new version for the sole purpose of updating this status value when the date and time of the event have expired. Note that any changes of the Event Status should be made in line with the immutability principle for already published UMMs (FAQ 5.1.1.)[22], i.e. any update or change in the data fields – including Data Field (2) Event Status - will result in a new message, with a new 'Version number'.

Data Field No (3) Type of Unavailability *(applicable for schema I. + II.)*

No.	Field Identifier	Description	Applicability
3	Type of Unavailability	Identification of the type of unavailability.	Mandatory

Accepted Values	Type	Length	Examples
Planned Unplanned	Alphabetic characters	8 10	Unplanned

The field 'Type of Unavailability' indicates whether the unavailability was planned or not sorting the messages into two main types that may have different timeframes and implications on the markets.

The term "planned unavailability" means a programmed change in capacity (for example: a maintenance, seasonal closing, etc.) and the term "unplanned unavailability" means a not-~~programed~~programmed change in capacity (for example: an outage, forced limitation). Planned events are intentional and driven by human decision while unplanned events ~~are not intentional~~occur unexpectedly and usually not driven by human decision.

When disclosing unavailability events of gas facilities, market participants should follow the logic above to define the type of unavailability when disclosing UMMs. This is without prejudice to the transparency obligations pursuant to Regulation (EU) 2024/1789[23].

Data Field No (4/a) Type of Event *(applicable for schema I.)*

No.	Field Identifier	Description	Applicability

[22] See Frequently Asked Questions on Fundamental Data and Inside information
[23] OJ L, 2024/1789, 15.7.2024

4/a	Type of Event	Identifies the main characteristic of the event.	Mandatory

Accepted Values	Type	Length	Examples
Production unavailability Transmission unavailability Consumption unavailability Other unavailability	Alphabetic characters	25 27 26 20	Production unavailability

The ‘Type of Event’ details the subject of the unavailability.

The term ‘Production unavailability’ is used to report the unavailability of generation and production unit(s). The term ‘Transmission unavailability’ refers to the unavailability of the transmission infrastructure. The term ‘Consumption unavailability’ refers to the unavailability of electricity consumption unit(s). ‘Other unavailability’ covers other types such as electric power storage unavailability etc.

Data Field No (4/b) Type of Event *(applicable for schema II.)*

No.	Field Identifier	Description	Applicability
4/b	Type of Event	Identifies the main characteristic of the event.	Mandatory

Accepted Values	Type	Length	Examples
Offshore pipeline unavailability Transmission system unavailability Storage unavailability Injection unavailability Withdrawal unavailability Gas treatment plant unavailability Regasification plant unavailability Compressor station unavailability Gas production field unavailability Import contract curtailment Consumption unavailability Other unavailability	Alphabetic characters	32 34 22 24 25 34 36 33 35 29 26 20	Withdrawal unavailability

The 'Type of Event' details the subject of the unavailability.

'Other unavailability' covers other types of unavailability such as reduction station unavailability, measurement station unavailability, etc.

Data Field No (5) Publication date/time *(applicable for schema I. + II. + III.)*

No.	Field Identifier	Description	Applicability
5	Publication date/time	The date and time when the UMM was made publicly available.	mandatory

Accepted Values	Type	Length	Examples

The date and time must be expressed in ISO 8601 time format using UTC time format.	Alphanumeric characters	25	2015-03-15T13:27:36Z Or 2015-03-15T15:27:36+02:00~~:00~~

The field 'Publication date/time' defines the point in time when the inside information was disclosed to the public though the UMM. It should be generated automatically by the system when a UMM is published.

Inside information should normally be published as soon as possible, but at the latest within one hour[24] if not otherwise specified in applicable rules and regulations. In any case, in general, trading based on the UMM information before publication time is prohibited.

Data Field No (6) Event Start *(applicable for schema I. + II. + III.)*

No.	Field Identifier	Description	Applicability
6	Event Start	Estimated/actual starting time and date of the relevant event.	mandatory

Accepted Values	Type	Length	Examples
The date and time must be expressed in ISO 8601 time format using UTC time format	Alphanumeric characters	25	2015-03-15T13:~~10~~27:36Z Or 2015-03-15T15:27:36+02:00~~+00:00~~

The field 'Event start' describes the expected (if future) or actual (if past) starting time and date of the relevant event. This field together with the 'Event stop' field allows the knowledge of the timeframe of the event and the assessment of its potential impact on wholesale energy prices.

The time value should be normally set at least to the minute, only if such precision is not achievable at the time of the disclosure can the time value be rounded to the nearest hour.
If the exact date or time of the 'Event Start' is not known at the time of publication, an estimate should be provided and the UMM should be updated once information exists on the event that allows greater precision.

In case of an unplanned unavailability the 'Event start' time may fall before the 'Publication date/time' of the UMM. Still it is important to note that, in general, no trading based on that information can occur before the UMM is published.

[24] See chapter 4.3. of ACER Guidance on REMIT.

Data Field No (7) Event Stop *(applicable for schema I. + II. + III.)*

No.	Field Identifier	Description	Applicability
7	Event Stop	Estimated/actual ending time and date of the relevant event	mandatory *Note: optional under the 'Other market information' schema*

Accepted Values	Type	Length	Examples
The date and time must be expressed in ISO 8601 time format using UTC time format.	Alphanumeric characters	25	2015-03-15T13:~~40~~27:36Z Or 2015-03-15T15:27:36+02:00~~+00:00~~

The field 'Event stop' describes the estimated (if future) or actual (if past) time and date at which the relevant event stops(ed). This field together with the 'Event start' field provides the timeframe of the event and the assessment of its potential impact on wholesale energy prices.

The time value should be normally set at least to the minute, only if such precision is not achievable at the time of the disclosure can the time value be rounded to the nearest hour.

If the exact date or time of the 'Event Stop' is not known at the time of publication, an estimate should be provided and the UMM should be updated once information exists on the event that allows greater precision.

In case the event is of permanent nature and the 'Event Stop' cannot be filled (e.g.: in case of mothballing, new capacity comes online etc.), then the event should be reported using the 3rd schema type – "Other market information". In that schema the field 'Event stop' is optional.

Data Field No (8a) Unit of measurement *(applicable for schema I.)*

No.	Field Identifier	Description	Applicability
8a	Unit of measurement	The unit of measurement used for fields 9, 10 and 11a	mandatory

Accepted Values	Type	Length	Examples
MW	Alphanumeric characters	2	MW

This field identifies the unit used for the reported quantity in fields 9, 10, and 11a.

Data Field No (8b) Unit of measurement *(applicable for schema II.)*

No.	Field Identifier	Description	Applicability
8b	Unit of measurement	The unit of measurement used for fields 9, 10, and 11b	Mandatory

Accepted Values	Type	Length	Examples
kWh/d GWh/d GWh TWh mcm/d kWh/h[25]	Alphanumeric characters	6 7 3 4 6	kWh/d

Data Field No (9) Unavailable Capacity *(applicable for schema I.+II.)*

No.	Field Identifier	Description	Applicability
9	Unavailable Capacity	The unavailable capacity of the facility concerned that is affected by the event.	mandatory

Accepted Values	Type	Length	Examples
Number	Numeric characters	25	50

The field 'Unavailable capacity' measures the capacity of the facility concerned that is affected by the event, i.e.: the capacity that will be unavailable due to the event.

In case of more than one unavailability events affecting the same asset at the same time, this value represents only the capacity made unavailable by the event to which the message being disclosed is related.

Data Field No (10) Available Capacity *(applicable for schema I.+II.)*

No.	Field Identifier	Description	Applicability
10	Available Capacity	Remaining capacity of the facility concerned.	mandatory

[25] The kWh/h unit can be selected only in Q4 of 2017 when ARIS will be ready to accept the new unit.

Accepted Values	Type	Length	Examples
Number	Numeric characters	25	150

The field 'Available capacity' measures the capacity of the facility concerned that will not be affected ~~by the event~~, taking into account any other overlapping unavailability events, i.e.: the capacity that will remain available. The available capacity must be expressed in absolute terms NOT in percentages.

In case of overlapping events, the actual available capacity of the asset should be reflected in the latest published UMM. This value should reflect the cumulative effect of all events affecting the same asset.

When the available capacity differs throughout the duration of the event – either due to the event reported or an overlapping one - Fields (20) Interval Start and (21) Interval Stop of schema I allow for the reporting of differing capacity intervals, as detailed in the example below. For schema II, such variance in the available capacity due to overlapping events can be found in the Frequently Asked Questions on Fundamental Data and Inside Information[26].

Reporting of capacity values for overlapping unavailability events of the same electricity asset

For overlapping events, the remaining available capacity of the affected asset can be calculated only once the impact of all overlapping unavailability events has been taken into account. I.e., it should always be the case for the affected asset that the sum of all capacity made unavailable by all overlapping events = installed capacity – available capacity published in the most recent UMM.

Overlapping events affecting the same asset should be reported as per the following example, which illustrates an overlap between a planned maintenance and a partial unplanned outage in an electricity production asset with an installed capacity of 800 MW.

For readability purposes, datetime and message ID values have been simplified.

T1: On 01/01, a market participant decides to schedule a maintenance of its production asset that would make 200 MW unavailable for one day on 01/02.

T1: *Event A: Planned maintenance of one day with an unavailable capacity of 200 MW on 01/02 from 00h00 to 23h59.*

[26] See question 5.1.9. from the Frequently Asked Questions on Fundamental Data and Inside information.

Publication date/time	Message ID	Start date/time	End date/time	Available capacity	Unavailable capacity
01/01 11h45	EventA_001	01/02 00h00	01/02 23h59	600	200

T2: At 06h00 on the day of the maintenance (01/02), the market participant becomes aware of an unplanned four-hour partial outage of 500 MW of the same asset. A new UMM is disclosed at 06h15. During the time of the outage, Data Field No (9) Unavailable Capacity is 500 MW and Data Field No (10) Available Capacity is 100 MW (after considering the capacity made unavailable by Event A).

***T2:** Event B: unplanned partial outage of additional 500 MW the same day from 06h00 to 09h59.*

Publication date/time	Message ID	Start date/time	End date/time	Available capacity	Unavailable capacity
01/02 06h15	EventB_001	01/02 06h00	01/02 09h59	100	500

T3: At 06h30 on 01/02, the market participant increases the planned maintenance unavailability (Event A) to 300 MW from 07h00 to 23h59. Event A is updated with a new version, dividing the event duration in four intervals, reflecting in the remaining available capacity the impact of Event B on the asset, too. Note that the available capacity of the asset is reflected in the most recent UMM, i.e., in version 2 of Event A. For example, at 09h00 the available capacity of the asset is 0 MW.

***T3:** Update of Event A: increase of the unavailable capacity of the planned maintenance to 300 MW, from 07h00 to 23h59.*

Publication date/time	Message ID	Start date/time	End date/time	Available capacity	Unavailable capacity
01/02 06h45	EventA_002	01/02 00h00	01/02 05h59	600	200
		01/02 06h00	01/02 06h59	100	200
		01/02 07h00	01/02 09h59	0	300
		01/02 10h00	01/02 23h59	500	300

T4: At 07h30 on 01/02, the market participant needs to delay the end of the unplanned partial outage. Event B is prolonged for one more hour and is updated in a new version. The remaining available capacity of the asset is reflected in this latest publication, e.g. at 10h30, it would be 0 MW.

***T4:** Update of the Event B: MP needs to delay the end of the unplanned partial outage from 09h59 to 10h59.*

Publication date/time	Message ID	Start date/time	End date/time	Available capacity	Unavailable capacity

01/02 07h45	EventB_002	01/02 06h00	01/02 06h59	100	500
		01/02 07h00	01/02 10h59	0	500

Figure 2: graphical representation of the example of an overlap between a planned maintenance of an asset and its unplanned partial outage.

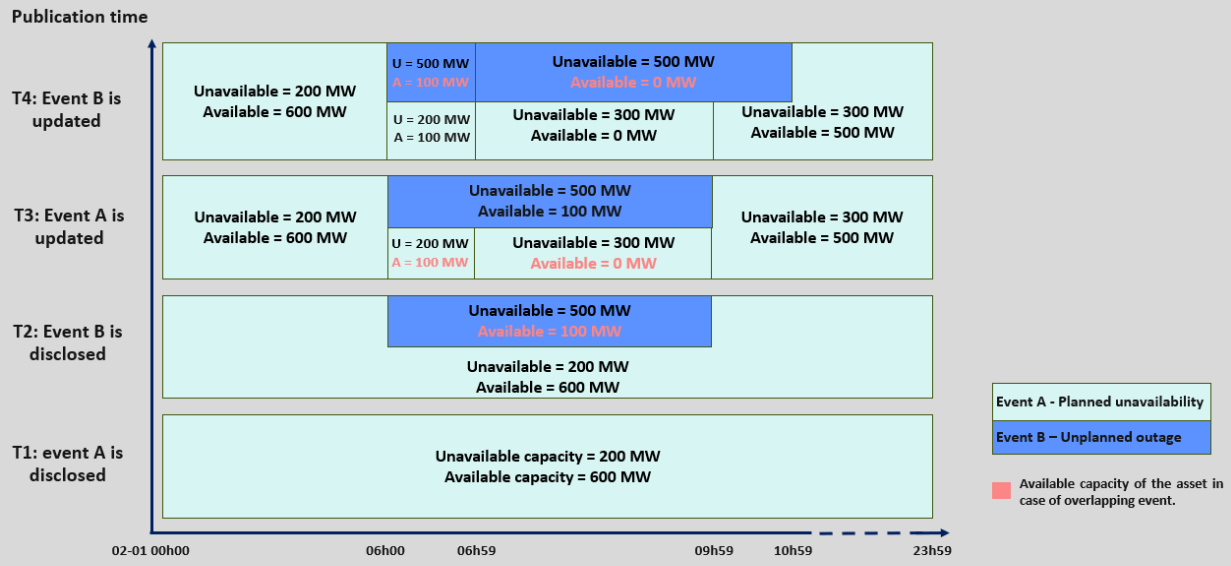

Data Field No (11/a) Installed Capacity *(applicable for schema I.)*

No.	Field Identifier	Description	Applicability
11/a	Installed Capacity	Nominal generating/transmission /consumption capacity.	mandatory

Accepted Values	Type	Length	Examples
Number	Numeric characters	25	200

The field 'Installed capacity' measures the nominal generating/transmission/consumption capacity. It is the maximum electrical active power/ energy interchange the facility can produce/transmit /consume continuously throughout a long period of operation in normal conditions, under relevant security standards.

Data Field No (11/b) Technical Capacity *(applicable for schema II.)*

No.	Field Identifier	Description	Applicability
11/b	Technical Capacity	Maximum net sustained (flow) capacity that the facility can produce/transmit/store/ consume continuously throughout a long period of operation in normal conditions, under relevant security standards.	mandatory

Accepted Values	Type	Length	Examples
Number	Numeric characters	25	3000000

The field 'Technical Capacity' measures the maximum net sustained (flow) capacity that the facility can produce/transmit/store/ consume continuously throughout a long period of operation in normal conditions, under relevant security standards.

Data Field No (12) Reason for the unavailability *(applicable for schema I. + II.)*

No.	Field Identifier	Description	Applicability
12	Reason for the unavailability	Explanation of the reason(s) behind the unavailability event.	mandatory

Accepted Values	Type	Length	Examples
Free text	Alphanumeric characters	500	The plant is shut down due to the broken coal conveyor.

The field 'Reason for the unavailability' provides an explanation on the cause(s) of the unavailability.

Data Field No (13) Remarks *(applicable for schema I. + II. + III.)*

No.	Field Identifier	Description	Applicability

13	Remarks	Any other information that facilitates the full understanding of the potential impact of the event on wholesale energy prices	optional *Note: mandatory under the 'Other market information' schema*

Accepted Values	Type	Length	Examples
Free text	Alphanumeric characters	500 *Note: For schema III length is 1000*	The event stop date represents a current best estimate. Fixing the conveyor belt may take 2 to 4 days more time.

The field 'Remarks' provides more detailed information on the event that allows a full understanding of its potential impact on wholesale energy prices.

This field must be used when submitting the 'Other market information' schema in order to provide an explanation on the reason(s) for the message. 'Other market information' is usually less structured, hence the 'Remarks' field should be used to explain the relevant circumstances of the event with regards to the possible impact on wholesale energy prices.

Data Field No (14) Fuel Type *(applicable for schema I.)*

No.	Field Identifier	Description	Applicability
14	Fuel Type	Classification of electricity production types.	Mandatory *Note: only in case of production unavailability*

Accepted Values	Type	Length	Examples
Biomass Fossil Brown coal/Lignite Fossil Coal-derived gas Fossil Gas Fossil Hard coal Fossil Oil Fossil Oil shale Fossil Peat Geothermal Hydro Pumped Storage Hydro Run-of-river and poundage Hydro Water Reservoir Marine Nuclear Other renewable Solar Waste Wind Offshore Wind Onshore Other	Alphabetic characters	7 25 23 10 16 10 16 11 10 20 31 21 6 7 15 5 5 13 12 6	Fossil Gas

The field 'Fuel Type' gives additional information on the source of energy used by the production or generation unit concerned.

This field is mandatory only if 'production unavailability' is selected in the field 'Type of Event'. For other types of unavailability this field is not mandatory.

Data Field No (15/a) Bidding Zone *(applicable for schema I.)*

No.	Field Identifier	Description	Applicability
15/a	Bidding Zone	Identification of the bidding zone(s) where the affected asset or unit is located or feeds into.	mandatory

Accepted Values	Type	Length	Examples
The codification scheme used shall be: EIC Y coding scheme.	Alphanumeric characters	16	10YDOM-1001A057K

The field 'Bidding Zone' provides the identification of the bidding zone(s) where the affected asset or unit is located using the EIC Y coding schema on the areas for inter System Operator data interchange.

~~In~~This field allows for multiple EIC codes since, in case of transmission asset, IN and OUT Bidding Zones should be provided in this field.

Data Field No (15/b) Balancing Zone *(applicable for schema II.)*

No.	Field Identifier	Description	Applicability
15/b	Balancing Zone	Identification of the balancing zone(s) where the affected asset or unit is located or feeds into.	mandatory

Accepted Values	Type	Length	Examples
The codification scheme used shall be: EIC Y coding scheme.	Alphanumeric characters	16	21YBA-EC-------B

The field 'Balancing Zone' provides the identification of the balancing zone(s) where the affected asset or unit is located using the EIC Y coding schema for the areas.

The field should allow for multiple EIC codes in case several delivery points are available (e.g. gas storage connected to a number of balancing zones).

Data Field No (16) Affected Asset or Unit *(applicable for schema I. + II.)*

No.	Field Identifier	Description	Applicability
16	Affected Asset or Unit	The official name of the generation or production unit, consumption unit, transmission, or other – gas / electricity – asset.	Mandatory

Accepted Values	Type	Length	Examples
free text	Alphanumeric characters	50	Schladmich Powerplant G3

The field 'Affected Asset or unit' identifies and locates the facility where the event is about to occur/is occurring/occurred using its official name. The information included in the field shall relate to a specific production/consumption asset/unit or connection.

The affected facility has to be identified with the highest level of granularity i.e. if the production unit for generation of electricity is made up of an aggregation of generation units, the generation unit(s) that is (are) unavailable need(s) to be identified.

In case the event cannot be associated to a single facility (e.g.: in case of general strike, floods affecting hydro generation etc.) the information should be published using the 3rd schema type – "Other market information".

Data Field No (17) Affected Asset or Unit EIC Code *(applicable for schema I. + II.)*

No.	Field Identifier	Description	Applicability
17	Affected Asset or Unit EIC code	The EIC W, T, Z or ~~Z~~A code of the resource object, ~~timeline or~~tie-line, measurement point or substation.	~~optional~~mandatory

Accepted Values	Type	Length	Examples
The codification scheme used shall be: EIC W, T, Z or ~~Z~~A coding scheme.	Alphanumeric characters	16	21W000000000001L 10T-AD-ES-00001T 10Z-AD-ES-00001J 11A0-0000-0001-W

This field identifies the affected asset or unit by its EIC code. It includes the EIC W, T, Z or ~~Z~~A code of the facility that is unavailable. The affected asset or unit EIC code has to be identified at the most granular level i.e. if the production unit for generation of electricity is made up of an aggregation of generation units, the generation unit(s) that are unavailable needs to be identified.

Data Field No (18) Market Participant *(applicable for schema I. + II. + III.)*

No.	Field Identifier	Description	Applicability
18	Market Participant	The official name of the market participant(s) that falls under the obligation of Article 4 of REMIT, regarding the specific event.	Mandatory

Accepted Values	Type	Length	Examples
Free text	Alphanumeric characters	300	Energy SA

The field 'Market participant' identifies the market participant that is responsible for the public disclosure of the inside information related to the event described in the UMM. The field allows for identifying multiple market participants e.g.: a facility is associated to multiple equity holders under a joint operating agreement.

In case the information is published via a third party service provider, it is the name of the market participant(s) that should be included in the field and NOT that of the service provider.

Data Field No (19) Market participant code *(applicable for schema I. + II. + III.)*

No.	Field Identifier	Description	Applicability
19	Market Participant Code	The market participant shall identify itself or shall be identified by the third party reporting on its behalf using the ACER registration code which the market participant received or the unique market participant code which the market participant provided while registering in accordance with Article 9 of Regulation (EU) No 1227/2011.	Mandatory

Accepted Values	Type	Length	Examples
EIC BIC LEI GS1	Alphanumeric characters	16 11 20 13	A00000069.DK

ACER Code		12	

The field 'Market Participant Code' contains the ACER registration code or the unique market participant code which the market participant provided while registering in accordance with Article 9 of Regulation (EU) No 1227/2011. The disclosure of the 'ACER registration code or unique market participant code' is required by Article 10(2) of the REMIT Implementing Regulation.

The field allows for identifying multiple market participant codes e.g.: a facility is associated to multiple equity holders under a joint operating agreement.

Data Field No (20) Interval Start (*applicable for schema I. Version 2)*

No.	Field Identifier	Description	Applicability
20	Interval Start	Estimated/actual starting time and date of the interval of relevant event.	mandatory

Accepted Values	Type	Length	Examples
The date and time must be expressed in ISO 8601 time format using UTC time format	Alphanumeric characters	25	2018-03-15T13:10:00+00:00

If the available/unavailable capacity fluctuates over time, information on the time interval (interval start and stop) and available/unavailable capacity should be reported via Data Field No (20) Interval Start and Data Field No (21) Interval Stop.
If the available/unavailable capacity is constant, over time, the value in 'Interval Start' is the same as 'Event Start' and the value in 'Interval Stop' is the same as the one in 'Event Stop'.

Data Field No (21) Interval Stop *(applicable for schema I. Version 2)*

No.	Field Identifier	Description	Applicability
21	Interval Stop	Estimated/actual ending time and date of the interval of relevant event	mandatory

Accepted Values	Type	Length	Examples
The date and time must be expressed in ISO 8601 time	Alphanumeric characters	25	2018-03-15T13:40:00+00:00

format using UTC time format.			

The field 'Interval Stop' describes the estimated (if future) or actual (if past) time and date at which the relevant interval of the event stops or stopped. This field together with the 'Interval Start' field provides the timeframe of the interval of the event.

Data Field No (22) Direction *(applicable for schema II. Version 2)*

No.	Field Identifier	Description	Applicability
22	Direction	Specification of direction	Optional

Accepted Values	Type	Length	Examples
Entry / Exit	Alphabetic characters	-	Entry Exit

This field defines if the outage is at the entry or exit direction in relation to the specified Balancing Zone in field Data Field No (15/b).

For example, if the unavailability affects the transportation of gas entering the Balancing Zone indicated in Data Field No (15/b), then Data Field No (22) Direction should be populated with "Entry". If the unavailability affects the transportation of gas exiting the Balancing Zone indicated in Data Field No (15/b), then Data Field No (22) Direction should be populated with "Exit".

The direction can apply to gas consumption, storage, transmission or production. In particular, for production only "Entry" applies, while for consumption only "Exit". For storage and transmission the field could be populated with either "Entry" or "Exit", or left empty if e.g. both withdrawal and injection into and from the storage are impacted.