



European Union Agency for the Cooperation
of Energy Regulators

REMIT Transaction Reporting User Manual (TRUM)

Version 7.0

17 December 2024

REMIT Transaction Reporting User Manual (TRUM)

Version 7.0

17 December 2024

Find us at:

ACER
REMIT Team
Trg republike 3
1000 Ljubljana
Slovenia

www.acer.europa.eu



© European Union Agency for the Cooperation of Energy Regulators
Reproduction is authorised provided the source is acknowledged.

Version history

Version	Effective date
TRUM Version 1.0	7 January 2015
TRUM Version 2.0	30 September 2015
TRUM Version 2.1	31 March 2016
TRUM Version 2.2	9 May 2016
TRUM Version 3.0	26 April 2017
TRUM Version 4.0	30 June 2020
TRUM Version 4.1	30 April 2021
TRUM Version 5.0	31 March 2022
TRUM Version 5.1	16 November 2022
TRUM Version 5.2	17 April 2023
TRUM Version 6.0	13 March 2024
TRUM Version 6.1	30 September 2024
TRUM Version 7.0	17 December 2024

Article 7 of Regulation (EU) No 1227/2011 (REMIT) stipulates that the Agency for the Cooperation of Energy Regulators ('the Agency') shall collect the data for assessing and monitoring wholesale energy markets as provided for in Article 8 of REMIT. The Agency shall ensure operational reliability of the information received pursuant to Article 8 of REMIT and it shall take all necessary measures to prevent any misuse of, and unauthorised access to, the information maintained in its systems as provided for in Article 12(1) of REMIT.

Pursuant to Article 8(1) of REMIT, market participants, or a person or an entity listed in paragraph 4, points (b) to (f) acting on their behalf, shall provide the Agency with a record of wholesale energy market transactions, including orders to trade. The European Commission shall, by means of Implementing Acts, adopt uniform rules on the reporting of records of transactions, including orders to trade ('transaction data') pursuant to Article 8(2) of REMIT.

According to the REMIT Implementing Regulation adopted by the Commission on 17 December 2014 as Commission Implementing Regulation (EU) No 1348/2014, the Agency shall explain the details of the reportable information in relation to standard and non-standard contracts for the supply and transportation of electricity and gas in a user manual and after consulting reporting parties make this user manual available to the public upon the entry into force of the REMIT Implementing Regulation. On this basis, the Agency has prepared this Transaction Reporting User Manual (hereinafter: TRUM).

On 31 March 2014, the Agency launched a first public consultation on the TRUM which was open until 5 May 2014. The first public consultation document was prepared on the basis of the draft REMIT Implementing Regulation presented by the Commission in October 2013, and it also took into account the feedback received during the Agency's public consultation on Technical Standards in spring 2013.

Following the end of the first consultation, the Agency further elaborated the TRUM, taking into account the input received during the first consultation in spring 2014. On 22 July 2014, the Agency launched a second public consultation on the TRUM which was open until 2 September 2014. The second public consultation document was prepared on the basis of the draft REMIT Implementing Regulation presented by the Commission in July 2014.

An ACER staff working document version was published on 9 December 2014 and presented in a public workshop on 10 December 2014.

The TRUM focusses primarily on providing guidance on how to report Wholesale Energy Products. It is important to note that the technical and organisational requirements to be fulfilled by market participants or third parties reporting on their behalf in order to register with the Agency have been addressed separately in the Requirements for Registered Reporting Mechanisms (RRMs). Furthermore, please refer to the Manual for Procedures on Transaction and Fundamental Data Reporting for details on how to report transaction and fundamental data. Further information on how to comply with the data reporting obligation are available in the Frequently Asked Question (FAQ) document on REMIT Transaction Reporting (hereinafter: FAQ document) and the FAQ document on REMIT Fundamental Data and Inside Information.

Version 7.0 of the TRUM includes the updated legal references as a consequence of the entry into force of the revised REMIT as of 7 May 2024. In addition, based on the relevant ACER's Open letter clarifications have been provided in the current version of the document on the reporting obligations introduced by the revised REMIT, and also on the data reporting obligations in place until the entry into force of the future revised REMIT Implementing Regulation, expected to be adopted on 8 May 2025.

Furthermore, the current version of the TRUM includes a new annex, namely Annex IX, which aims to provide further clarification of the new definition of organised marketplaces, introduced by the revised REMIT.

Related documents

- Regulation (EU) No 1227/2011 of the European Parliament and of the Council of 25 October 2011 on wholesale energy market integrity and transparency, <http://eurlex.europa.eu/LexUriServ/LexUriServ.do?uri=OJ:L:2011:326:0001:0016:en:PDF>
- Commission Implementing Regulation (EU) No 1348/2014 of 17 December 2014 on data reporting implementing Article 8(2) and (6) of Regulation (EU) No 1227/2011, http://eur-lex.europa.eu/legal-content/EN/TXT/PDF/?uri=OJ:JOL_2014_363_R_0009&from=EN
- 6th edition of ACER Guidance on the application of Regulation (EU) No 1227/2011 of the European Parliament and of the Council of 25 October 2011 on wholesale energy market integrity and transparency (published: 22 July 2021), [ACER Guidance on REMIT application 6th Edition Final.pdf \(europa.eu\)](#)
- ACER Recommendations to the Commission as regards the records of wholesale energy market transactions, including orders to trade, according to Article 8 of Regulation (EU) No 1227/2011 of the European Parliament and of the Council of 25 October 2011 on wholesale energy market integrity and transparency, 23 October 2012 and 26 March 2013, [REMIT Reports and Recommendations | www.acer.europa.eu](#)
- ACER's public consultation on technical requirements on data reporting under REMIT, 22 March 2013, http://www.acer.europa.eu/Official_documents/Public_consultations/Pages/PC_2013_R_01-on-technical-requirements-for-data-reporting-under-REMIT--.aspx
- ACER's first public consultation on the TRUM, 31 March 2014, http://www.acer.europa.eu/Official_documents/Public_consultations/Pages/PC_2014_R_02.aspx
- ACER's second public consultation on the TRUM, 22 July 2014, http://www.acer.europa.eu/Official_documents/Public_consultations/Pages/PC_2014_R_05.aspx
- ACER's Manual of Procedures on transaction and fundamental data reporting, [ACER REMIT MoP-on-data-reporting.pdf \(europa.eu\)](#)
- ACER's Requirements for Registration of RRM's, https://www.acer.europa.eu/sites/default/files/REMIT/REMIT%20Reporting%20Guidance/RRM%20Registration/ACER_REMIT_RRM_Requirements.pdf
- FAQs on REMIT Transaction Reporting, [FAQs on Transaction Reporting \(europa.eu\)](#)
- FAQs on REMIT Fundamental Data and Inside Information, [FAQs on REMIT Fundamental Data and Inside Information \(europa.eu\)](#)
- Questions & Answers on REMIT policy matters, [Questions and answers on REMIT \(europa.eu\)](#)
- First open letter on data quality, 16 February 2017 [20170216-Open Letter on data quality.pdf \(europa.eu\)](#)
- Second open letter on data quality, 19 July 2018

[20180719_Second-Open-Letter-on-REMIT-data-quality.pdf \(europa.eu\)](#)

- Third open letter on data quality, 26 July 2019
[20190726-Third Open Letter on data quality.pdf \(europa.eu\)](#)
- Fourth open letter on data quality, 22 October 2020
https://www.acer.europa.eu/sites/default/files/REMIT/REMIT%20Reporting%20Guidance/Openn%20Letters%20on%20Data%20Quality/20201022_Fourth-Open-Letter-on-REMIT-data-quality.pdf
- [Regulation \(EU\) 2024/1106 of the European Parliament and of the Council of 11 April 2024 amending Regulations \(EU\) No 1227/2011 and \(EU\) 2019/942 as regards improving the Union's protection against market manipulation on the wholesale energy market \(Regulation amending REMIT\), 11 April 2024](#)
<https://eur-lex.europa.eu/eli/reg/2024/1106/oj>
- Open letter on the implications of the revision of Regulation (EU) No 1227/2011 on REMIT data reporting aspects and notification obligations, 16 April 2024
[Open-letter-on-REMIT-revision-implications.pdf \(europa.eu\)](#)
- Open letter on the notifications of algorithmic trading and direct electronic access according to the revised Regulation (EU) No 1227/2011, 30 July 2024
[Open-letter-on-algorithmic-trading.pdf \(europa.eu\)](#)
- [Open letter on the designation of representatives by non-EU market participants and on the new obligations of persons professionally arranging or executing transactions \(PPAETs\), according to the revised REMIT, 25 September 2024](#)
[25092024_3rd Open Letter Third Countries PPAETs.pdf](#)

Table of Contents

1	Introduction.....	12
1.1	. Scope and purpose of the TRUM	12
1.2	. Target audience	12
1.3	. Market monitoring.....	13
1.4	. ACER contacts	14
2	Legal framework.....	15
3	Reporting obligations	17
3.1	. What to report?	17
3.1.1	Supply contracts	17
3.1.2	Transportation contracts	18
3.1.3	Derivatives of energy supply and transportation contracts	18
3.1.4	Contracts reportable at request of the Agency	18
3.1.5	Definition of standard and non-standard contract	19
3.1.6	Information to be reported	24
3.1.7	Back-loading requirement	26
3.1.8	Identifying reference data to be collected from organised marketplaces for the list of standard contracts and the list of organised market places	27
3.1.9	Distinctions between product, contract and transaction for standard contracts	27
3.1.10	Lifecycle events	30
3.2	. Who shall report?	31
3.2.1	Wholesale energy products concluded at an organised marketplace	33
3.2.2	Transportation contracts	33
3.2.3	Wholesale energy products reported in accordance with EMIR or other EU financial markets legislations	33
3.2.4	Contracts related to wholesale energy products concluded outside an organised market place	35
3.3	. Start of reporting and reporting frequency	35
3.3.1	Start of reporting	35
3.3.2	Frequency of reporting	35
3.4	. How to send a transaction report	36
4	Reporting of transactions related to standard supply contracts.....	37
4.1	. Data fields related to the parties to the contract.....	37
4.2	. Data fields related to order details	47
4.3	. Data fields related to contract details	53
4.4	. Data fields related to transaction details	61
4.5	. Data fields related to option details	75
4.6	. Data fields related to delivery profile	77
4.7	. Data field related to lifecycle information.....	83
4.8	. Examples of transaction reporting.....	85

5	Reporting of non-standard supply contracts	86
5.1	Data fields related to the parties to the contract.....	86
5.2	Data fields related to contract details	92
5.3	Data fields related to fixing index details	99
5.4	Data fields related to option details	103
5.5	Data fields related to delivery profile	109
5.6	Data fields related to lifecycle information.....	110
5.7	Examples of transaction reporting.....	111
6	Reporting of electricity transportation contracts.....	112
6.1	Data fields related to common data for total primary allocation results and secondary market resale and transfer rights and bid document.....	112
6.2	Data fields related to capacity allocation time series (for primary allocation)	116
6.3	Data fields related to No-Bid auction time series (for primary allocation)	121
6.4	Data fields related to secondary rights time series (for secondary rights)....	122
6.5	Data fields related to period for primary allocation and secondary processes	127
6.6	Data fields related to interval for primary and secondary allocation processes	128
6.7	Data fields related to reason for primary allocation and secondary processes	131
6.8	Data fields related to Bid header document and bid document fields for organised market places (applicable for secondary trading)	132
6.9	Examples of transaction reporting.....	133
7	Reporting of gas transportation contracts	135
7.1	Data fields related to common data for total primary and secondary allocation process.....	136
7.2	Data fields for lifecycle reporting	143
7.3	Data fields for quantity and price reporting	143
7.4	Data fields for identification of location and market participant.....	147
7.5	Data fields applicable only for secondary allocations	151
7.6	Data fields applicable only for orders placed at auctions for primary allocations.....	156
7.7	Examples of transaction reporting.....	158
	ANNEX I: – Data fields included in the REMIT Implementing Regulation.....	159
	ANNEX II: – Trading scenarios for the purpose of REMIT data reporting	159
	ANNEX III: – Reporting of REMIT derivatives under REMIT and EMIR	159
	ANNEX IV: – Guidance on UTI generation	159

ANNEX V: – Abbreviations.....159

ANNEX VI: – Additional information on how to correctly report the Delivery point or zone.....159

ANNEX VII: – Guidance on reporting lifecycle events.....159

Annex VIII: – Guidance on reporting LNG supply contracts under REMIT159

Annex IX: – Guidance on the definition of Organised marketplaces159

Table of figures

Figure 1: The Agency’s market monitoring approach.....	13
Figure 2: Clarification of standard vs non-standard contract	21
Figure 3: Decision tree for the reporting of records of transactions related to standard and non-standard contracts and the use of Table 1 or Table 2.....	22
Figure 4: Transaction reporting obligations timeline.....	Error! Bookmark not defined.
Figure 5: Identification of the direction for gas transportation transactions.....	149

1 Introduction

The section provides information concerning the scope and purpose of the Transaction Reporting User Manual (TRUM), its target audience and the available channel to contact ACER.

1.1 Scope and purpose of the TRUM

The Agency has developed the TRUM in order to facilitate the data reporting to the Agency under Regulation (EU) No 1227/2011 (hereinafter: “REMIT” or “revised REMIT”)¹, that has been amended by Regulation (EU) 2024/1106 (hereinafter: “Regulation amending REMIT”), in order to ensure operational reliability according to Article 12(1) of REMIT.

Article 5(2) of Commission Implementing Regulation (EU) No 1348/2014² (hereinafter: “REMIT Implementing Regulation”) stipulates that the Agency shall explain the details of reportable information referred to in Article 5(1) of the REMIT Implementing Regulation in a user manual and after consulting relevant parties make it available to the public upon entry into force of the REMIT Implementing Regulation.

The TRUM is intended to provide market participants with guidance to make informed decisions about their transaction reporting obligations. The TRUM explains the details of the reportable transaction data by providing guidance on how to populate the data fields included in the REMIT Implementing Regulation, including the formats and standards that apply to reporting. The TRUM is not intended to be a replacement of the REMIT Implementing Regulation.

The TRUM and its Annexes were and will be further updated in subsequent editions on the basis of the experience gained by the Agency through the implementation of REMIT, including data quality analysis and feedback from market participants and other stakeholders. The Agency anticipates that subsequent updates of the Annex II of TRUM will cover details and examples on reportable information following also the energy market developments and introduction of the new market concepts and/or products.

All subsequent editions of the TRUM containing conceptual changes and/or novelties in the REMIT reporting will be made publicly available and consulted upon in due time, in accordance with Article 5(2) of the REMIT Implementing Regulation which states that the Agency shall consult relevant parties on all material updates of the user manual. The Agency also issues a REMIT Quarterly newsletter where inter alia relevant updates regarding transaction reporting obligations are provided.

The technical and organisational requirements to be fulfilled by reporting entities in order to become a Registered Reporting Mechanism (hereinafter: “RRM”) are defined in the [Agency's Requirements for the registration of Registered Reporting Mechanisms](#), including the Technical Specifications for RRM.

Please note that the TRUM does not cover the reporting of fundamental data. For further information in that regard, please consult the [Manual of Procedures on transaction and fundamental data reporting](#) which, in accordance with Article 10(3) of the REMIT Implementing Regulation, establishes procedures, standards and electronic formats for the reporting of transaction and fundamental data.

1.2 Target audience

The Agency expects compliance departments and compliance officers of market participants, organised marketplaces and other entities with transaction reporting responsibilities and third-parties acting on their behalf to consult the TRUM thoroughly and with careful attention to details in order to ensure the correct interpretation of the guidance.

¹ OJ L 326, 8.12.2011, p.1. (as amended by Regulation (EU) 2024/1106, [OJ L, 2024/1106](#), 17.4.2024)

² OJ L 363, 18.12.2014, p. 121.

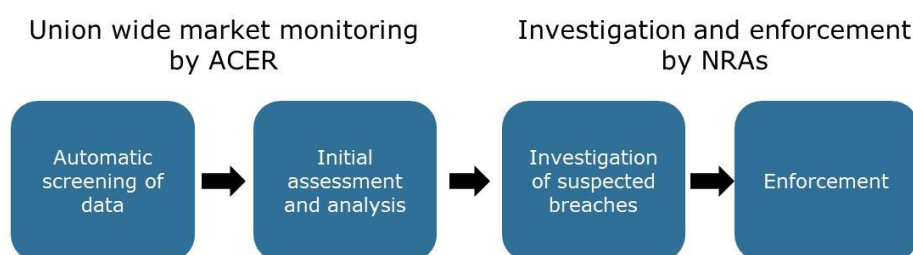
1.3 Market monitoring

The primary purpose of transaction reporting under REMIT is to enable the Agency and NRAs to efficiently and effectively monitor trading activity in wholesale energy products to detect and prevent suspected market abuse (insider trading and market manipulation³) in order to fulfil the goal of increased integrity and transparency of wholesale energy markets⁴. This is important in order to ensure that final consumers and other market participants can have confidence in the integrity of electricity and gas markets, that prices set on wholesale energy markets reflect a fair and competitive interplay between supply and demand, and that no profits can be drawn from market abuse⁵.

According to Article 7 of REMIT, the Agency shall monitor trading activity in wholesale energy products to detect and prevent market manipulation, attempted market manipulation and trading based on inside information. According to Article 16 of REMIT, NRAs shall cooperate at regional level and with the Agency in carrying out the monitoring of wholesale energy markets and ensure that the prohibitions of market manipulation, attempted market manipulation and insider trading are applied in accordance with Article 13 of REMIT.

The automated screening will form part of the Agency's monitoring activities. Article 16(4) of REMIT also requires an initial assessment or analysis by the Agency prior to notifying a suspected breach of REMIT to the NRAs and prior to using the Agency's powers under Article 16(4), 16a, and 16b of REMIT. The following figure illustrates the market monitoring approach envisaged by the Agency.

Figure 1: The Agency's market monitoring approach



The Agency's REMIT Information System (ARIS) is the Agency's IT system for data collection, data sharing, and automatic screening and monitoring of trading activities in wholesale energy products.

ARIS is based on four tiers:

- Tier 1 of ARIS supports the collection of the reported transactions and fundamental data. The scope and details for the data to be reported under Tier 1 is defined by the European Commission in the REMIT Implementing Regulation.
- Tier 2 of ARIS is the main database, where all the reported transactions and fundamental data, as well as the registration data from market participants is stored.
- Tier 3 of ARIS is the market monitoring system, which screens and analyses the data collected and processed in Tier 1 and 2, with the aim to detect and deter market abuse in forms of insider trading and market manipulation, including attempted market manipulation. The market monitoring system will also be used for supporting investigations conducted by NRAs in coordination with the Agency.

³ For definitions and explanations of the concept of insider trading and market manipulation, please refer to the ACER Guidance on the application of REMIT on the REMIT Documents section of the ACER website: [Guidance on REMIT application | www.acer.europa.eu](https://www.acer.europa.eu/Guidance-on-REMIT-application)

⁴ See recital 2 of REMIT.

⁵ See recital 1 of REMIT.

- Tier 4 of ARIS is the data sharing system. According to Article 10 of the revised REMIT, the Agency shall establish mechanisms to share the information it receives in accordance with Article 7(1) and Article 8 with the Commission, national regulatory authorities, competent financial authorities of the Member States, national competition authorities, ESMA, Eurofisc, and other relevant authorities at Union level. Before establishing such mechanisms, the Agency shall consult with those authorities. This tier may also be used for additional data analysis, reporting and archiving, and for the publication of certain aggregated information according to Article 12(2) of REMIT.

ARIS plays a key role in both the identification of suspicious transactions and the establishment of facts once suspected market abuse has been identified. However, the efficiency of both of these functions can be compromised by inaccurate transaction reporting and poor data quality. The Agency is required to identify any questionable transactions and establish their nature, timing and the parties involved.

Transaction reports are a key means of establishing this, enabling the Agency to discover possible instances of market abuse that call for further investigation and possible enforcement actions by NRAs. Similarly, transaction reports are very important as evidence when NRAs are bringing market abuse cases to court, as they provide an audit trail of the complete transaction.

The Agency also carries out wider market monitoring to detect any possible risks of market abuse due to market developments and new features of the markets. Transaction reports provide the Agency with useful information that can help with this kind of monitoring, e.g. statistics that show the rate of growth in the trading of certain wholesale energy products.

According to the requirements set out in Article 12 of REMIT, the Agency shall ensure the confidentiality, integrity and protection of the information collected under REMIT. Hence, ARIS must be operationally reliable.

1.4 ACER contacts

The Agency recommends stakeholders wishing to address questions related to REMIT transaction data reporting to always refer to the Agency's [REMIT Query Form](#) available on the REMIT Documents section of the ACER website.

2 Legal framework

In December 2011, the EU adopted a dedicated market integrity and transparency regulation for the gas and electricity wholesale markets with an EU-wide monitoring scheme: Regulation (EU) No 1227/2011 on wholesale energy market integrity and transparency. REMIT introduced a sector-specific framework for the monitoring of European wholesale energy markets, with the objective of detecting and deterring market manipulation.

Entry into force of the Regulation amending REMIT and its implications on data reporting

Due to the significant evolution of the EU wholesale energy markets since REMIT was first introduced, on 14 March 2023 the European Commission published its proposal to amend REMIT. The interinstitutional negotiations (trilogues) were concluded on 14 December 2023, and the [Regulation \(EU\) 2024/1106 of the European Parliament and of the Council of 11 April 2024 amending Regulations \(EU\) No 1227/2011 and \(EU\) 2019/942 as regards improving the Union's protection against market manipulation on the wholesale energy market](#) has entered into force on 7 May 2024.

The Regulation amending REMIT introduces several new or revised provisions which expand the scope of the reporting parties' data reporting obligations to ACER under the revised REMIT. Certain provisions are expected to be further elaborated in the revised REMIT Implementing Regulation, i.e. the reporting of certain contracts or information, not currently foreseen in the REMIT Implementing Regulation in force (e.g. storage contracts for gas and electricity, contracts for balancing markets, reporting of exposures), needs to be incorporated before the data reporting for such contracts can commence. The adoption of the revised REMIT Implementing Regulation is expected within 12 months from the entry into force of the amended REMIT, as per Article 8(1a) of the amended REMIT. Until the enter into force of the revised REMIT Implementing Regulation, the data reporting shall continue based on the current REMIT Implementing Regulation n.1348/2014.

Reporting parties shall refer to the Annex of *ACER's Open letter on the implications of the revision of Regulation (EU) No 1227/2011 on REMIT data reporting aspects and notification obligations* describing the changes in the revised REMIT impacting data reporting.

Reporting parties shall note that in line with the indications specified in the above-mentioned Open letter, the current TRUM and its Annexes do not provide reporting guidance for transactions related to contracts that are not foreseen in the current REMIT Implementing Regulation. The transaction reporting guidance documents will be updated accordingly (after consulting with stakeholders), once the revised REMIT Implementing Regulation is adopted.

REMIT defines prohibitions of market manipulation, attempted market manipulation and insider trading. It introduces obligations to disclose inside information and it provides for the monitoring of wholesale energy markets by the Agency in close cooperation with national regulatory authorities (hereinafter: NRAs), the European Securities and Markets Authority (hereinafter: ESMA), financial authorities and other relevant authorities.

For the purpose of market monitoring, Article 8(1) of REMIT imposes an obligation on market participants, or a person or an entity listed in paragraph 4, points (b) to (f) acting on their behalf, to provide the Agency with a record of wholesale energy market transactions, including orders to trade. In particular, with reference to the transactions that are entered into, concluded or executed at organised marketplaces, Article 8(1a) of the revised REMIT imposes an obligation on organised marketplaces to make available to the Agency data relating to the order book, in accordance with the specifications set out in the REMIT Implementing Regulation (EU) No 1348/2014, thereby fulfilling on behalf of market participants their data reporting obligations. Furthermore, Article 8(5) of REMIT requires that market participants shall report to the Agency and NRAs information related to the capacity and use of facilities for production, storage, consumption or transmission of electricity or natural gas or related to the capacity and use of LNG facilities, including planned or unplanned unavailability of those facilities, and

with inside information that is publicly disclosed pursuant to Article 4, for the purpose of monitoring trading on wholesale energy markets.

REMIT also gives NRAs the option to monitor wholesale energy markets at national level and calls on Member States to provide them with appropriate investigatory and enforcement powers (see Article 13 of REMIT). REMIT also requires that the Agency shall establish a mechanism to share information it receives in accordance with Article 8 with NRAs and other relevant authorities (see Article 7(2) and 10 of REMIT).

According to Article 8(2) and 8(6) of REMIT, the European Commission shall, by means of Implementing Acts, adopt uniform rules on the reporting of records of transactions, including orders to trade.

As regards the reporting of transactions, Article 8(2) of REMIT states that the Commission shall, by means of Implementing Acts:

- a) draw up a list of the contracts and derivatives, including orders to trade, which are to be reported in accordance with paragraph 1 and appropriate *de minimis* thresholds for the reporting of transactions where appropriate;
- b) adopt uniform rules on the reporting of information which is to be provided in accordance with paragraph 1;
- c) lay down the timing and form in which that information is to be reported.

As regards the reporting of fundamental data, Article 8(6) of REMIT states that the Commission shall, by means of Implementing Acts:

- a) adopt uniform rules on the reporting of information to be provided in accordance with paragraph 5 and on appropriate thresholds for such reporting where appropriate;
- b) lay down the timing and form in which that information is to be reported.

On 17 December 2014 the Commission adopted the REMIT Implementing Regulation according to Article 8(2) and 8(6) of REMIT. According to Article 5(2) of the REMIT Implementing Regulation, the Agency shall explain the details of the reportable information in relation to standard and non-standard contracts for the supply and transportation of electricity and gas in a user manual and after consulting relevant parties make it available to the public upon the entry into force of the REMIT Implementing Regulation. On this basis, the Agency has developed this Transaction Reporting User Manual (TRUM), in which the details of the reportable information are explained.

On 31 March 2014, the Agency launched a first public consultation on the TRUM which was open until 5 May. The first public consultation document was prepared on the basis of the draft REMIT Implementing Regulation presented by the Commission in October 2013 and also took into account the feedback received during the public consultation on Technical Standards in spring 2013.

Following the end of the first consultation, the Agency further elaborated the TRUM, taking into account the input received during the first consultation in spring 2014. On 22 July 2014, the Agency launched a second public consultation on the TRUM which was open until 2 September 2014. The second public consultation document was prepared on the basis of the draft REMIT Implementing Regulation presented by the Commission in July 2014. In addition to the public consultations, the Agency organised a number of roundtable meetings and workshops with relevant stakeholders in order to consult on the topics of the TRUM.

An ACER staff working document version was published on 9 December 2014 and presented in a public workshop on 10 December 2014.

3 Reporting obligations

The aim of the section is to clarify which the contracts shall be reported to ACER and which entities are responsible for the reporting. The Section also provides information concerning the frequency of the reporting activity.

3.1 What to report?

According to Article 8(1) of REMIT, market participants, or a person or an entity listed in paragraph 4, points (b) to (f) acting on their behalf, shall provide the Agency with a record of wholesale energy market transactions, including orders to trade. Article 8 of REMIT also stipulates that the Commission, by means of Implementing Acts, shall define the list of contracts and derivatives to be reported, including orders to trade, the timing and form for reporting and who should report transactions.

The REMIT Implementing Regulation also provide a context for the reporting of fundamental data. For further information in this regard, please consult the Manual of Procedures on transaction data, fundamental data and inside information reporting.

The list of contracts to be reported is defined in Article 3 of the REMIT Implementing Regulation. An overview of the reportable contracts is provided below.

3.1.1 Supply contracts

According to Article 3(1)(a) of the REMIT Implementing Regulation, the following contracts concerning wholesale energy products in relation to the supply of electricity or natural gas with delivery in the Union shall be reported:

- (i) Intraday or within-day contracts for the supply of electricity or natural gas where delivery is in the Union irrespective of where and how they are traded, in particular regardless of whether they are auctioned or continuously traded,
- (ii) Day-ahead contracts for the supply of electricity or natural gas where delivery is in the Union irrespective of where and how they are traded, in particular regardless of whether they are auctioned or continuously traded,
- (iii) Two-days-ahead contracts for the supply of electricity or natural gas where delivery is in the Union irrespective of where and how they are traded, in particular regardless of whether they are auctioned or continuously traded,
- (iv) Week-end contracts for the supply of electricity or natural gas where delivery is in the Union irrespective of where and how they are traded, in particular regardless of whether they are auctioned or continuously traded,
- (v) After-day contracts for the supply of electricity or natural gas where delivery is in the Union irrespective of where and how they are traded, in particular regardless of whether they are auctioned or continuously traded,
- (vi) Other contracts for the supply of electricity or natural gas with a delivery period longer than two days where delivery is in the Union irrespective of where and how they are traded, in particular regardless of whether they are auctioned or continuously traded,
- (vii) Contracts for the supply of electricity or natural gas to a single consumption unit with a technical capability to consume 600 GWh/year or more.

As clarified in Recital (4) of the REMIT Implementing Regulation, supply contracts concluded bilaterally are expected to be reported by both counterparties, or third parties acting on their behalf. To facilitate reporting, parties should be able to report on each other's behalf or use the services of third parties for this purpose.

3.1.2 Transportation contracts

According to Article 3(1)(b) of the REMIT Implementing Regulation, the following contracts concerning wholesale energy products in relation to the transportation of electricity or natural gas in the Union shall be reported:

- (i) Contracts relating to the transportation of electricity or natural gas in the Union between two or more locations or bidding zones concluded as a result of a primary explicit capacity allocation by or on behalf of the TSO, specifying physical or financial capacity rights or obligations.
- (ii) Contracts relating to the transportation of electricity or natural gas in the Union between two or more locations or bidding zones concluded between market participants on secondary markets, specifying physical or financial capacity rights or obligations, including resale and transfer of such contracts.

According to Article 6(2) of the REMIT Implementing Regulation, records of transaction, including orders to trade (matched and unmatched) referring to contracts described in (i), shall be reported by the TSOs or third parties acting on their behalf. As clarified in Recital (4) of the REMIT Implementing Regulation, records of transaction, including orders to trade referring to contracts described in (ii), are expected to be reported by both counterparties, or third parties acting on their behalf. To facilitate reporting, parties should be able to report on each other's behalf or use the services of third parties for this purpose.

3.1.3 Derivatives of energy supply and transportation contracts

Article 3(1)(a) and (b) of the REMIT Implementing Regulation stipulate the reporting of the following derivatives contracts:

- a) Options, futures, swaps and any other derivatives of contracts relating to electricity or natural gas produced, traded or delivered in the Union (Article 3(1)(a)(8)),
- b) Options, futures, swaps and any other derivatives of contracts relating to the transportation of electricity or natural gas in the Union (Article 3(1)(b)(3)).

Clarification on spread and swap definition

For the purpose of transaction reporting under REMIT, the following definition of spread and swap contracts related to financial products applies in TRUM:

- **Spread:** contract that involves using price differences in forwards / future / option prices, rates, based upon inter-market relationships (time differences (maturities), locational differences, commodity differences). Spread can be established by taking a position in one contract (first leg) and simultaneously taking an opposite position in another contract (second leg). However, spread might also refer to trading based on pure price difference with an index or reference price.
- **Swap:** typically indicates a contract that settles with multi periods and results in exchange of a series of cash flows. It may for example involve one market participant having a fixed-price contract for an energy commodity, while the other counterparty takes on the floating price of the same commodity. However also floating-to-floating trades might occur, as well as physical/geographical swaps where the hedging is based on different pricing in different locations.

3.1.4 Contracts reportable at request of the Agency

Article 4(1) of the REMIT Implementing Regulation also establishes a list of contracts reportable only upon reasoned request of the Agency and on an ad-hoc basis. This includes:

- a) Intragroup contracts,
- b) Contracts for the physical delivery of electricity produced by a single production unit with a capacity equal to or less than 10 MW or by production units with a combined capacity equal to or less than 10 MW,

- c) Contracts for the physical delivery of natural gas produced by a single natural gas production facility with a production capacity equal to or less than 20 MW,
- d) Contracts for balancing services in electricity and natural gas.

As regards the contracts listed in Article 4(1) of the REMIT Implementing Regulation, for the time being the Agency does not intend to request information on those contracts. As of 2019 the Agency will be informing about its ad hoc data reporting activities regarding contracts listed in Article 4(1) of the REMIT Implementing Regulation in the ACER Annual Work Programme Documents. The Agency will consult with relevant stakeholders in due time before establishing RRM requirements applicable to the reporting of contracts covered by Article 4(1) of the REMIT Implementing Regulation.

However, if the contracts listed above are concluded at an organised marketplace, then they shall be reported even in the absence of a request from the Agency.

Reporting intragroup contracts after deconsolidation

Intragroup contracts are reportable at the request of the Agency according to Article 4(1) of the REMIT Implementing Regulation. If Company A and Company B are originally part of the same group (both are registered as REMIT market participants), but later Company A is going to be deconsolidated from the consolidated financial statement of Company B and it changes status, in the Agency's view Company A should report all its outstanding contracts (which will no longer be considered intragroup transactions) in T+1 month from its status change, with the date of its status change. For further information on reporting lifecycle events, please refer to Annex VII on lifecycle events.

3.1.5 Definition of standard and non-standard contract

According to Article 2 of the REMIT Implementing Regulation:

- a) 'standard contract' means a contract concerning a wholesale energy product admitted to trading at an organised market place, irrespective of whether or not the transaction actually takes place on that market place;
- b) 'non-standard contract' means a contract concerning any wholesale energy product that is not a standard contract;

According to the above definitions, the definition of an 'organised marketplace' plays a determining role in assessing of whether a certain contract is considered a standard contract or not. The definition of 'organised marketplace' or 'OMP' can be found in Article 2(4) of the current REMIT Implementing Regulation, **however, reporting parties shall note that the definition of OMP has changed with the entry into force of the revised REMIT as stipulated in Article 2(20) of REMIT:**

'organised marketplace' or 'OMP' means an energy exchange, an energy broker, an energy capacity platform or any other system or facility in which multiple third-party buying or selling interests in wholesale energy products interact in a manner that may result in a transaction.

Further guidance on the definition of an OMP is available in Annex IX to the TRUM.

The REMIT Implementing Regulation imply that any contract admitted to trading at an organised marketplace is a **standard contract**. Furthermore, if the same contract is traded outside the organised marketplace, this shall still be considered a standard contract.

An example of a contract admitted to trading at an organised marketplace is a futures contract on gas or electricity. This futures contract is a wholesale energy product, and as per the definition of the TRUM it is a tradable instrument that allows market participants to trade a product (i.e. energy commodity) that may also be traded bilaterally or through a broker outside the exchange. In this case, such contract shall be considered a standard contract.

Transactions that take place on broker platforms (broker as OMP), including those that are voice brokered, are often based on bilateral general agreements, e.g. a master agreement, which set the

rules for trading activity of the two counterparties to the contract. As the conclusion of such contracts takes place via the broker OMPs, these contracts are considered **standard contracts**. Another example is a spot or forward contract for the physical delivery of electricity concluded on a broker platform under a general or master agreement. This is a standard contract irrespective of its profile and complexity. For example, a shaped (profile) contract traded through a broker OMP (including voice brokered) shall be considered a standard contract.

Two parties may also trade and conclude the same contract under a general or master agreement bilaterally outside the organised marketplace. **If the two parties bilaterally trade a contract which is admitted to trading at an organised marketplace, that contract shall be considered a standard contract**, e.g. a spot or forward contract for the physical delivery of gas or electricity.

However, when a shaped (profile) contract is traded outside the organised marketplace, that contract not being offered for trading at any organised marketplace should not be considered a standard contract⁶.

When a contract for the delivery of gas or electricity at a specific delivery point or zone is not admitted to trading at an organised marketplace, but only bilaterally between the two parties, that contract should not be considered a standard contract, even if a similar contract for the delivery of gas or electricity at a different delivery point or zone is traded at an organised marketplace. For example, if a physical forward for the delivery of gas in country (A) in the month of July is traded on a broker platform, but a contract with the same characteristics for the delivery of gas in country (B) in the month of July is not traded on an organised market, the latter should not be considered a standard contract.

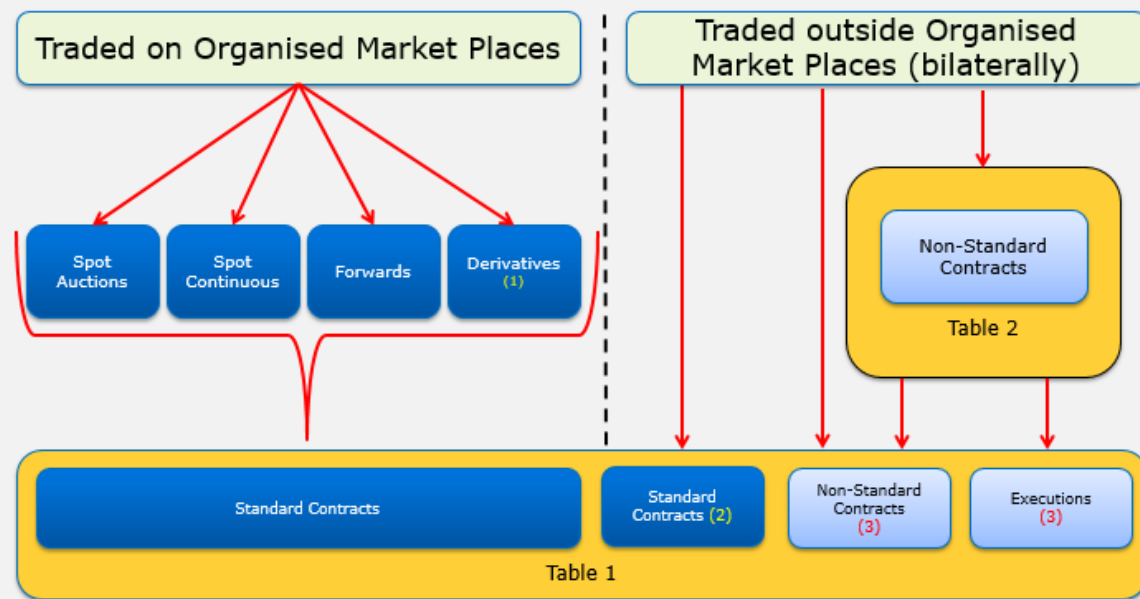
Uncertainty about the specifications of a standard contract agreed bilaterally

The Agency understands that there might be some circumstances where market participants may not have full visibility to the specifications of the standard contracts traded on organised marketplaces. Therefore, whenever two market participants enter into a bilateral contract agreed outside an organised marketplace and, despite the information provided by the public List of Standard Contracts available on the ACER website, they do not have the certainty that their contract is the same as the one traded on organised marketplaces, it can be assumed that the bilaterally agreed contract normally entails some elements of customisation. These elements of customisation distinct the bilateral contract from contracts on wholesale energy products admitted to trading at an organised marketplace. They may therefore report such a contract on a T+1 month basis and, where the contract has a defined price and quantity, with Table 1 of the Annex to the REMIT Implementing Regulation.

Article 5(1) of the REMIT Implementing Regulation states that “*details of transactions executed within the framework of non-standard contracts specifying at least an outright volume and price shall be reported using Table 1 of the Annex*”. This implies that even if the contract is considered a non-standard contract, but has an agreed price and quantity, the contract has to be reported using Table 1 of the REMIT Implementing Regulation. However, it is important to note that under the non-standard contract reporting requirements such a contract would be reportable no later than 30 days from its execution (even if reported in Table 1), and not within the time limit for standard contracts transactions for which the reporting shall take place no later than the following business day.

⁶ Please see also the List of Standard Contracts, drawn up and published by the Agency in accordance with Article 3(2) of the REMIT Implementing Regulation.

Figure 2: Clarification of standard vs non-standard contract



(1) Trades not reported under EU financial legislations

(2) Contracts that are admitted to trade at organised marketplaces but traded bilaterally

(3) Non-standard contracts with defined price and quantity (indicated as 'BILCONTRACT' in the transaction report under *Contract Name* in Data Field (22) and details of transactions executed within the framework of non-standard contracts specifying at least an outright volume and price (indicated as 'EXECUTION' in the transaction report under *Contract Name* in Data Field (22) shall be reported using Table 1 of the Annex to the REMIT Implementing Regulation.

Distinguishing bilateral contracts executed outside an organised marketplace and executions under the framework of a non-standard contract

In the Agency's view, in order to distinguish bilateral contracts executed outside an organised marketplace and executions under the framework of non-standard contracts, the framework under which these contracts are executed may play a key role. A typical structure of the bilateral contracts for the supply for electricity and/or gas may include: general or master agreement ("main body"), election sheet, annexes (part of the general agreement by default), and individual transactions (constituting the economic terms) defining precisely the energy related contract.

However, other master agreements may not include some of the parts indicated above but are general contracts for the supply for electricity and/or gas that have two main parts: a commercial part and an economic part.

If market participants have agreed on the commercial terms under a general agreement, then market participants may:

1. Negotiate the economic terms and conclude a contract (commercial + economic terms) → a REMIT bilateral contract reportable with Table 1 (Contract name under Data Field (22) shall be populated with BILCONTRACT); or

2. Negotiate the economic terms and conclude a contract (commercial + economic terms) with flexibility → a REMIT non-standard contract reportable with Table 2 (price and quantity may change at a later stage).

Alternatively, depending on the agreement they may have, market participants may have already agreed the commercial and economic terms in one agreement (contract) which includes non-

standard contract clauses, such as take or pay and/or reselling of already purchased quantities and/or different pre-defined pricing formulas. Under such a contract, which is a REMIT non-standard contract reportable with Table 2, quantities are not necessarily pre-defined, and the price is pre-defined (e.g. by formula or index) but may not be fixed, and at least one of the market participants is obliged to deliver/offtake agreed quantity or has the single right to request this from the other market participant. Under this type of agreement there may be different nomination, pricing flexibility, option exercise and possibility to enter into forward contracts or additional volumes.

Under such a non-standard contract (reportable with Table 2), market participants may:

1. Negotiate the economic terms and conclude a new contract → a bilateral contract reportable with Table 1

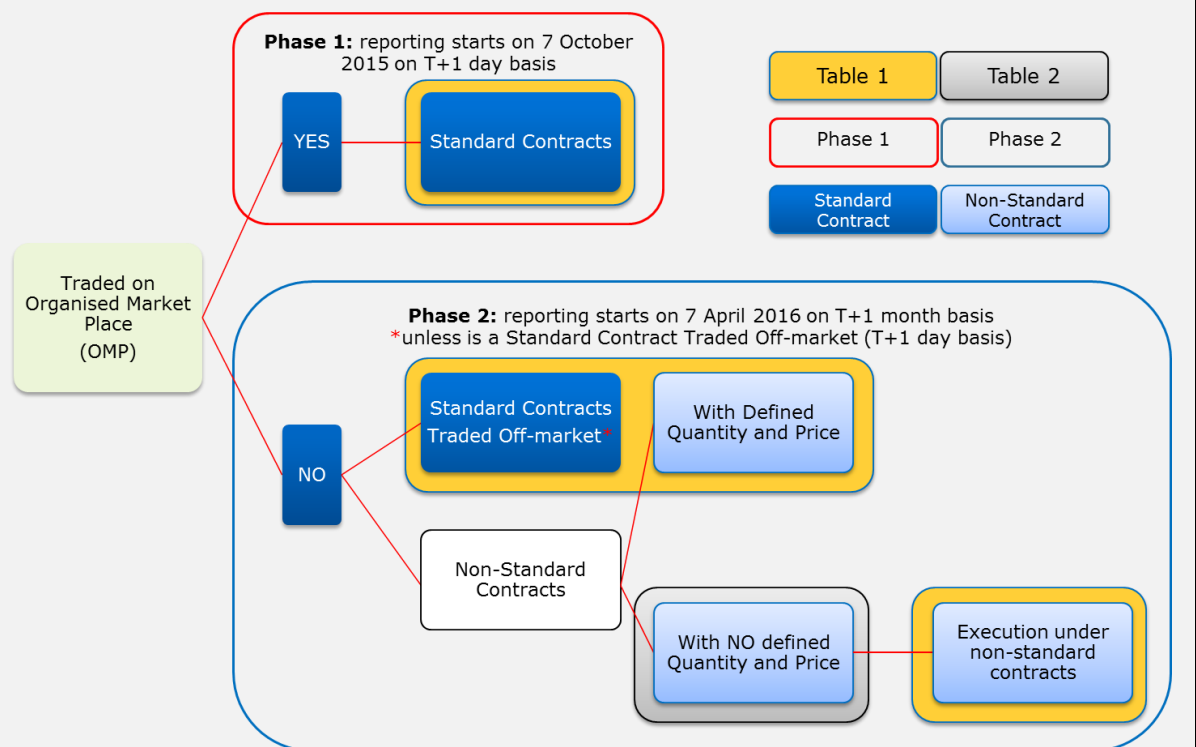
Contract name under Data Field (22) shall be populated with BILCONTRACT and Data Field (32) Linked Transaction ID shall include the Contract ID of the non-standard contract reported in Table 2; or

2. Use the flexibility and fixing events which can be reported as EXECUTION with Table 1.

Contract name under Data Field (22) shall be populated with EXECUTION and Data Field (32) Linked Transaction ID shall include the Contract ID of the non-standard contract reported in Table 2.

If the transaction is executed ahead of the delivery with the characteristics of any other transaction of BILCONTRACT type, then such transaction should be reported as BILCONTRACT transaction linked to the non-standard contract previously reported with Table 2.

Figure 3: Decision tree for the reporting of records of transactions related to standard and non-standard contracts and the use of Table 1 or Table 2



This guidance aims to clarify the Agency's understanding of the difference between a standard contract and a non-standard contract based on Article 2 of the REMIT Implementing Regulation:

- (2) *'standard contract' means a contract concerning a wholesale energy product admitted to trading at an organised market place, irrespective of whether or not the transaction actually takes place on that organised market place;*
- (3) *'non-standard contract' means a contract concerning any contract on a wholesale energy product that is not a standard contract.*

In the Agency's view it is essential to further clarify the meaning of "admitted to trading" at an organised marketplace.

A contract admitted to trading at an organised marketplace is a contract that is visible to the market and available for trading to market participants.

Exchange OMP-traded contracts

A contract that is admitted to trading and listed on the exchange is a tradable instrument the market participants can sell or buy. The transactions can be registered at the exchange also if market participants agree on the price off-screen or if the transaction is facilitated by a broker.

Broker OMP-traded contracts

For a contract admitted to trading on broker OMPs, it is worth to further clarify the meaning of "admitted to trading".

Brokers, in the context of Article 2(4) of the REMIT Implementing Regulation, advertise tradable contracts on their platforms. These contracts have certain specifications such as clip size (contract size), delivery point of the energy commodity, delivery start and end date, hours of the delivery and any other specifications to identify the contract. These contracts, e.g. within-day or day-ahead contracts, as well as any forward contracts, are tradable multiple times until their "expiration date and time" (last trading date and time) is reached.

For example:

1. Hourly electricity product: this can be traded for several days before the gate closure;
2. Day-ahead gas or electricity product: this can be traded for several hours during the day before the delivery of the gas/electricity starts; and
3. A monthly/quarterly/seasonal forward product: this can be traded every day for several months before the delivery starts.

In the Agency's view, exchange and broker OMP contracts are considered standard contracts admitted to trading at an organised marketplace. As a consequence, the organised marketplace where these contracts on wholesale energy products were traded shall, at the request of the market participant, offer a data reporting agreement in line with Article 6(1) of the REMIT Implementing Regulation.

Voice brokered contracts

In general, the above considerations apply also for voice-brokered contracts. In this context, the references in the TRUM to "including voice brokered" should be understood as referring to the following scenario:

- 1) The contract is admitted to trading at organised marketplaces;
- 2) An order is visible on the screen (initiator order); and
- 3) A voice brokered order matches the order on the screen. The resulting trade is considered a *voice brokered* trade.

Specificities of voice-brokered shaped/profile contracts

When a shaped/profile contract is voice brokered without being advertised on the screen of the broker OMP (e.g. a broker's client asks the broker to find a counterparty to a shaped/profile contract), it would be traded only once and would then expire and not be tradable any more (as opposed to those contracts that are traded on the screen and that can be traded multiple times). In the Agency's view such a contract, although traded through a broker, is not to be considered admitted to trading at an organised marketplace and it should not be considered a standard contract. Therefore, and in line with Article 7(4) of the REMIT Implementing Regulation these contracts shall be reported no later than one month following their conclusion, modification or termination.

Some organised marketplaces may allow their clients to upload on the screen (and therefore be visible to other market participants) complex shaped/profile contracts which are available for trading. Although these contracts might not be traded several times (e.g. they might be removed once they are matched) they are still admitted to trading at OMP and therefore they should be considered standard contracts. Hence, regardless of the complexity of the contract, as long as the contract is visible to the market, it is considered *admitted to trading* at the organised marketplace and it should be considered a standard contract.

The Agency understands that the reporting of complex contracts on a T+1 day basis may bring up some difficulties for the reporting parties; however, they should make their best effort to report such standard contracts in line with the timeline set out in the REMIT Implementing Regulation.

Consequences of the criterion "admitted to trading" for the transaction reporting obligation

Transactions related to contracts admitted to trading at the organised marketplace are subject to the reporting obligations for standard contracts and reportable on a T+1 day basis, irrespective of whether they are traded on screen or voice brokered.

Transactions related to any other contracts that are not standard contracts are subject to the reporting obligations for non-standard contracts and thus reportable on a T+1 month basis.

3.1.6 Information to be reported

Market participants, other reporting entities or third parties reporting on their behalf, are obliged to ensure that the submitted records of transactions are complete, valid, consistent and accurate.

The information to be reported shall include:

- a) in relation to standard contracts for the supply of electricity or natural gas, the details set out in Table 1 of the Annex to the REMIT Implementing Regulation,
- b) in relation to non-standard contracts for the supply of electricity or natural gas, the details set out in Table 2 of the Annex to the REMIT Implementing Regulation,
- c) in relation to standard and non-standard contracts for the transportation of electricity, the details set out in Table 3 of the Annex to the REMIT Implementing Regulation,
- d) in relation to standard and non-standard contracts for the transportation of natural gas, the details set out in Table 4 of the Annex to the REMIT Implementing Regulation.

Details of transactions executed within the framework of non-standard contracts specifying at least an outright volume and price shall be reported using Table 1 of the Annex to the REMIT Implementing Regulation.

Clarification of outright volume and price and reporting frequency for transactions executed within the framework of non-standard contracts

As indicated in paragraph 3.2.4, details of transactions executed within the framework of non-standard contracts specifying at least an outright volume and price shall be reported using Table 1 of the Annex to the REMIT Implementing Regulation.

With regard to “specifying at least an outright volume and price”, the Agency understands that once the volume and the price of the transaction is known to the two market participants, the transaction is complete. This can occur after the delivery of the commodity.

There is little difference between a physical spot/forward contract traded at an organised marketplace with a price settled against an index and an execution under the framework of a non-standard contract which settles days after the delivery of the energy commodity ends. In fact, both of these two contracts may not have a fixed price or volume before the delivery of the energy commodity starts and, most likely, both of them will be completely settled after the delivery period ends.

However, while the physical spot/forward contract traded on an organised marketplace is reported with the contracted volume and the fixing index (which most likely is publicly available), the transaction executed under the framework of a non-standard contract has to be reported once the delivered quantity and the price are known, but still using Table 1 of the Annex to the REMIT Implementing Regulation. The time and the date of the executions may be different in the two records of transaction reported by the involved market participants.

As far as the Agency is aware, details of transactions executed within the framework of non-standard contracts specifying at least an outright volume and price are available to both parties to the contract by the invoicing date at the latest. On that basis, executions under the framework of non-standard contract are reportable no later than 30 days after the invoicing date using Table 1 of the Annex of the REMIT Implementing Regulation.

Clarifications on the expected way of reporting executions via Table 1

As indicated in Annex II to the TRUM, the Agency understands that *billing cycle* and *invoicing date* is the last point in time that the price and quantity can be discovered. Market participants should not understand the terms *billing cycle* and *invoicing date* as an indication that under REMIT they have to report the components of their invoices which include taxes, costs and adjustments which are not in the scope of REMIT. Market participants should report the energy price for the energy delivered in the period of time the reported execution/contract refers to.

With regard to the **energy price**, market participants reporting transactions executed within the framework of non-standard contracts on a monthly basis should report the energy price as considered in the contract. If the price is fixed, that price will be reported. If the price is fixed by a fixing index, a price formula, a strike price or anything else as defined in the contract, then that energy price has to be reported to the Agency.

With regard to the **energy delivered**, market participants should report the energy delivered as indicated in the execution report.

The Agency understands that invoices may cover several months: the current month plus some adjustments from previous months (these can sometimes go back up to several months in the past). Market participants have to report only the energy delivered in the period of time the execution report refers to without any adjustments from the past. The Agency understands that the reporting of the energy delivered in the previous month may be over/under estimated and it recommends market participants to consider an amendment (modification as lifecycle event) to the execution reports already reported.

Executions and price formulas

When executions under the framework of a non-standard contract have a price which is set with **different price formula** depending on the delivery point of the commodity, then these executions should be reported separately (one report for each delivery point).

When executions under the framework of a non-standard contract have a price which is set with **one price formula for all the delivery points** of the commodity, and the **volume split is known** to the market participant, then these executions should be reported separately (one report for each delivery point).

When executions under the framework of a non-standard contract have a price which is set with **one price formula for all the delivery points** of the commodity, but the **volume split is not known** to the market participant, then these executions can be reported with one report (e.g. one report indicating the total volume).

Sale and purchase of energy under the same non-standard contract

Within the framework of a non-standard contract, for those periods when there is no delivery, there is no need to report executions. However, where the framework of a non-standard contract allows for the sale and purchase of energy under the same contract, market participants should not net those executions, as in some circumstances they may lead to 0 (zero) volume at the end of the month. Market participants should report the sold and bought volumes separately with different execution reports in Table 1.

The data fields included in the REMIT Implementing Regulation are listed in Annex I of this manual.

To achieve complete and accurate transaction reporting, market participants, other entities with reporting responsibilities and third parties reporting on their behalf must have appropriate systems and controls in place. For further information on this matter, please consult the [Requirements for the Registration of RRM](#)s.

3.1.7 Back-loading requirement

According to Article 7(6) of the REMIT Implementing Regulation, details of wholesale energy contracts which were concluded before the date on which the reporting obligation become applicable and remain outstanding on that date had to be reported to the Agency within 90 days after the reporting obligation become applicable for those contracts.

This was done to allow market participants to report their back-loading transactions even in those cases where they did not have the full set of information as required by the REMIT Implementing Regulation for reportable records of transactions, including orders to trade reportable as of 7 October 2015 (Phase 1 of REMIT reporting) and 7 April 2016 (Phase 2 of REMIT reporting). Back-loading of transactions ended on 5 January 2016 for Phase 1 and on 6 July 2016 for Phase 2.

The reportable details had to include data which could be extracted from market participants' existing records. They had to at least comprise data referred in Article 44(2) of Directive 2009/73/EC of the European Parliament and of the Council⁷ and in Article 40(2) of Directive 2009/72/EC of the European Parliament and of the Council⁸ (record keeping obligations).

⁷ No longer in force. Repealed by Directive (EU) 2024/1788 of the European Parliament and of the Council of 13 June 2024 on common rules for the internal markets for renewable gas, natural gas and hydrogen, amending Directive (EU) 2023/1791 and repealing Directive 2009/73/EC.

⁸ No longer in force. Repealed by Directive (EU) 2019/944 of the European Parliament and of the Council of 5 June 2019 on common rules for the internal market for electricity and amending Directive 2012/27/EU (recast)

3.1.8 Identifying reference data to be collected from organised marketplaces for the list of standard contracts and the list of organised market places

According to Article 3(2) of the REMIT Implementing Regulation, the Agency shall, in order to facilitate reporting, draw up and maintain a public list of standard contracts upon entry into force of the REMIT Implementing Regulation and update that list in a timely manner.

In order to assist the Agency in complying with its obligations, organised marketplaces shall submit identifying reference data to the Agency for each wholesale energy contract they admit to trading. This information shall be submitted in a format defined by the Agency before trading commences in that particular contract. Organised marketplaces shall submit updates of the information as changes occur. The list of standard contracts covers both physical and financial contracts traded at organised marketplaces.

The purpose of the list of organised marketplaces is to publish the exchanges, brokers and other persons professionally arranging transactions which fall under Article 6(1), especially the contracts traded at organised marketplaces that are covered under the first phase of transaction reporting, nine months following the entry into force of the REMIT Implementing Regulation⁹. The list of organised marketplaces was published for the first time upon the entry into force of the REMIT Implementing Regulation. The Agency has consulted on the list prior to its publication on the REMIT Portal. Since then, the list has been continuously updated.

The purpose of the list of standard contracts is to identify the supply contract types for which Table 1 of the Annex to the REMIT Implementing Regulation is applicable with a reporting on a T+1 basis. Any bilateral contract has to refer to the List of Standard Contracts in order to evaluate whether the contract is considered a standard one. The creation of the list of standard contracts is not intended to assign unique identifiers to the contracts listed, nor will the information collected be used for matching against the transaction reports. The purpose of the public list of standard contracts is to display the characteristics of each standard contract.

The Agency currently considers that the identifying reference data, to be submitted by organised marketplaces, shall contain the following information¹⁰:

- a) Contract name
- b) Delivery zone
- c) Energy commodity type
- d) Contract type
- e) Load type
- f) Organised marketplace ID
- g) Full name of the marketplace
- h) Type of organised marketplace

The list of standard contracts was first published before the start of the second phase of transaction reporting in 2016, in order to facilitate the identification of contracts traded outside organised marketplaces that falls under the definition of standard contracts. The List of Standard Contracts is regularly updated with the information provided by OMPs and it is available on the REMIT Portal.

3.1.9 Distinctions between product, contract and transaction for standard contracts

The Agency recognises that, given the terminology used in REMIT and in the REMIT Implementing Regulation, there is a need to clarify the following terms used in the TRUM:

- a) Product
- b) Contract

⁹ The reporting obligation as provided in Article 9(1) and 6(1) except in relation to contracts as referred to in Article 3(1)(b).

¹⁰ Annex II of this document provides a table outlining the identifying reference data to be submitted by organised market places.

- c) Transaction
- d) Order report
- e) Trade report

A definition of such terms under the REMIT reporting framework is provided below.

a) Product

REMIT and the REMIT Implementing Regulation use the term “wholesale energy product” when referring to the subjects of contracts for the supply and transportation of gas and electricity within the European Union. In the TRUM, “product” refers to a physically deliverable energy commodity that can be identified by a set of characteristics defining its profile:

- (i) Energy commodity = Electricity
- (ii) Delivery point or zone = France
- (iii) Delivery Profile / Period = 1 Hour / 2 Hours / 1 Month / Quarter / Season / 2pm to 3pm, etc. or for example from 01/01/2015 to 31/01/2015 from 7:00am to 7:00pm

This could be represented as: [Commodity Type][EIC Code][Delivery Profile]. All products, regardless of how or where they are traded are physically identical, in that they are the same commodity delivered to the same zone with the same profile. A product is the subject of a wholesale energy contract.

b) Contract

A contract is a specific tradable instrument that allows a market participant to trade the product, on a specific marketplace. Orders and trades can only occur against a contract. There can be multiple contracts against a single product. The contract has the following characteristics (with examples):

- a) Product = as defined in the product definition above
- b) Contract Type = Forward style contract
- c) Market Identification = OMP code (or BILATERAL)
- d) Contract ID = Electricity French Base load 2023

This could be represented as: [Product][Contract Type][MIC][Contract ID]. The product is the subject of the contract. Whilst the contract is specific to one organised marketplace, the product can be traded at other organised marketplaces, or bilaterally, as well. Additional information relating to a contract, which varies between venues, includes:

- (i) Delivery capacity = 25 MW
- (ii) Contract trading hours = 12pm (auction) or 09:00 to 17:00 (continuous market)
- (iii) Price currency = EUR

Contracts traded at different organised marketplaces are different from each other as different terms and conditions apply, even though they are related to the same product. For each individual contract, there is a specific order book.

c) Transaction

Transactions can only occur for a specific contract traded on an organised marketplace or bilaterally. The term ‘transaction’ encompasses both orders to trade and trades.

Market participants submit orders (bids and offers) to the organised marketplace as an indication of their willingness to trade the contract for the delivery of the product. An order, either in an auction or on a continuous market, is always considered as a bid or offer for the purchase or sale of the contract for the delivery of the product.

The rules of the organised marketplace determine whether the market participant’s submission of orders results in a trade. In the case of a continuous market, an order placed by a market participant will result

in a sequenced set of events that may produce a trade. In the case of an auction market, the organised marketplace will produce all trade results at the close of the auction period.

d) Order report

An order report is a representation of orders submitted by a market participant and represents the willingness to trade a contract with determinable parameters, such as price and volume.

e) Trade report

A trade report is a representation of an event where there is a match between two or more orders to trade placed on an organised marketplace's order book or an agreement on a bilateral basis (place off-market) to exchange the product.

According to REMIT Article 8, market participants or a person or an entity listed in paragraph 4, points (b) to (f) acting on their behalf, shall provide the Agency with records of wholesale energy transactions, including orders to trade. The trade report always shows a single side of the trade, representing the matched values for the particular market participant. When a trade occurs, each side of a trade report shall be reported (double-sided reporting) either by the seller and the buyer separately, or by one counterparty reporting both sides of the trade when delegation agreements are in place.

Orders to trade

The reporting of orders to trade is an important requirement that enables the Agency and the NRAs to detect potential market manipulation. The Agency understands that, under the REMIT transaction reporting regime, all orders that are visible to market participants on organised markets shall be reported to the Agency.

The financial market legislations suggest that *the notion of order for the purpose of Article 25 MiFIR includes quotations on trading venues. This is consistent with the approach taken in Article 17(2) MiFID. In particular 'order' includes quotations on RFQs (Request for Quotes) and voice broking systems operated by a trading venue where such quotations are advertised through the trading venue's system.*

Therefore, the Agency is of the understanding that the reference to orders includes quotations on trading venues such as Indication of Interest (IOI) advertised on the screens of the organised market places, while according to Article 7(3) of the REMIT Implementing Regulation, orders placed in brokers' voice operated services are not reportable, unless they appear on electronic screen or other devices used by the trading venue. These orders shall thus only be reported at request of the Agency.

With regard to orders to trade in auction markets, Article 7(2) of the REMIT Implementing Regulation states that *"In the case of auction markets where orders are not made publicly visible, only concluded contracts and final orders shall be reported. They shall be reported no later than on the working day following the auction."* This indicates that only orders that are admitted to the final auction have to be reported. For example, in the situation where an order is placed in an auction platform and then modified, the initial order is not a reportable order, but the latter order is, if it is valid when the actual auction takes place.

Orders on spreads

Orders on spreads are orders that are placed by market participants on the screen of the organised marketplace with the intention to enter into a transaction made up of more than one contract (leg) at the same time. An example of such orders is those placed on the broker platforms to trade a dirty spark spread. Only orders on spreads that consist of wholesale energy products are reportable under REMIT.

As the REMIT reporting obligation encompasses both gas and electricity contracts, any spread trade which includes an underlying which is outside the scope of the REMIT reporting obligations (e.g. coal, oil, carbon emissions) falls outside the scope of orders on spreads reportable under the REMIT

reporting regime. If a market participant places an order on a spread where only one of the two legs differs from wholesale energy products under REMIT (electricity and gas), that order should be reported to the Agency by only indicating the leg falling under the scope of REMIT. The same approach applies to the relevant trades, where only the individual trade falling under the scope of REMIT will be reported to the Agency.

As an example, if a market participant places an order on a spread that encompasses natural gas and coal, only the concluded trade referring to natural gas is reportable to the Agency.

Furthermore, organised marketplaces or trade matching systems may advertise spread trade opportunities for their clients on their screens. These types of advertised spreads such as spark, dark, inter period, inter product, ratios, cleared vs. non-cleared spreads should not be considered orders to trade as these are not placed by their client, the market participant. Trades which result from such spread are not different from trades that are executed manually by the market participant and should be reported as two or more separate transactions.

3.1.10 Lifecycle events

According to Article 7(1), of the REMIT Implementing Regulation “*Any modification or the termination of the concluded contract or order to trade shall be reported as soon as possible but no later than the working day following the modification or termination*”. The obligation to report modifications (so-called lifecycle events) applies also to non-standard contracts (Article 7(4) of REMIT Implementing Regulation), as well as to primary allocations of transportation capacity of electricity or natural gas (Article 7(5) of REMIT Implementing Regulation). The reporting of lifecycle events related to non-standard contracts shall occur no later than one-month following the modification or termination of the contract.

Table 1 and Table 2 of the Annex to the REMIT Implementing Regulation requires market participants to report details for contracts, trades, orders to trade and their lifecycle events to the Agency.

The REMIT transaction reporting lifecycle events via Table 1 and Table 2 include:

- a) the submission of a bilateral contract, an order or a trade for the first time will be identified as **'new'**;
- b) the submission of the modification of details of a previously reported record due to the business event or cause will be identified as **'modify'**;
- c) the invalidation of a previously wrongly submitted bilateral contract, an order or a trade will be identified as **'error'**; and
- d) the submission of the early termination of an existing bilateral contract (e.g. an early termination of a contract) or trade (e.g. cancelation of the trade due to the novation), or cancellation of an order (e.g. permanent withdrawal of an order) due to the business event will be identified as **'cancel'**.

Trading scenarios incorporating the lifecycle events described above for Table 1 and Table 2 and the expected way of how to report them are available in detail in Annex VII, which should help market participants understand lifecycle events under the REMIT transaction reporting regime. A non-exhaustive list of examples for reporting lifecycle events can be found in Annex II of this document.

Market participants should note that reporting of lifecycle events under REMIT may differ from lifecycle events reported under other EU legislations. In fact, the following are not expected to be reported under REMIT as they are not activities related to the execution or modification of a transaction entered into a wholesale energy market: confirmation, compression, settlement (pre-settlement, excluding early termination, and/or post-settlement activities), notional increase/decrease (relative to commodity index transactions including derivatives), clearing or option exercise.

There are following categories of lifecycle events reported under REMIT:

- a) lifecycle event related to trades;
- b) lifecycle event related to orders to trade; and
- c) lifecycle events related to bilateral contracts.

a) Lifecycle event for trades (trade report)

The first submission to the Agency of a trade report (executed at an organised marketplace or bilaterally) is an event which will be identified as “new”. A modification of this trade report due to business decision/events has to be notified to the Agency and reported as “modify” (Annex VII to the TRUM shall be consulted for further details on using Action type ‘M’ in case of modifying a trade report). When an invalidation of a wrongly submitted trade report is needed, a record shall be submitted to the Agency and reported as “error”.

For further information on lifecycle events related to trades, reporting parties shall refer to Annex VII to the TRUM.

b) Lifecycle event for orders to trade (order report)

The submission to the Agency of an order at an organised marketplace for the first time will be identified as “new”. Any modification of this order report within the order book has to be notified to the Agency and reported as “modify”. Permanent withdrawal of an order or its expiration will be identified as “cancel”. When an invalidation of a wrongly submitted order report is needed, a record shall be submitted to the Agency and reported as “error”.

For further information on lifecycle events related to orders to trade, reporting parties shall refer to Annex VII to the TRUM.

c) Lifecycle event for bilateral contracts

The submission to the Agency of a bilateral contract for the first time will be identified as “new”. The early termination of an existing bilateral contract should be identified as “cancel”. At any time during the term of a contract, the parties may agree to terminate the contract (i.e. they end the contract earlier than its natural maturity date). In situations where the two counterparties to the contract may decide, or be forced, for an early termination of a contract prior to their natural maturity, a report shall be reported to indicate the agreed early termination date. This report shall be identified as “cancel”. When an invalidation of a wrongly submitted bilateral contract report is needed, a record shall be submitted to the Agency and reported as “error”.

In the bilateral and organised marketplace environment, trades may sometimes be amended after initial execution, e.g. counterparties may agree to increase the volume or to amend the price. If counterparties agree, e.g. through the broker, to increase the volume or to change the price of the trade, this must be reported by the broker. The same applies to any other organised marketplace. Lifecycle events that happen bilaterally between the market participants without involving an organised marketplace, should be reported by the market participants.

For further information on lifecycle events related to bilateral contracts, reporting parties shall refer to Annex VII to the TRUM.

Indications on how to report modifications or early terminations of the concluded contracts via Table 3 and Table 4 are provided in the description of the relevant data fields in TRUM, mainly in (but not limited to):

- Table 3: Data Field (2) Document version;
- Table 4: Data Field (14) Action Type.

Additional guidance on the reporting of lifecycle events related to contracts for the transportation of electricity and natural gas is reported in the Annex II of TRUM.

3.2 Who shall report?

In accordance with Article 8 of REMIT, market participants, or a person or an entity listed in paragraph 4, points (b) to (f) acting on their behalf, shall provide the Agency with a record of wholesale energy market transactions, including orders to trade. Reporting obligations cover:

- a) market participants, which means any person, including transmission system operators, distribution system operators, storage system operators and LNG system operators, who

enters into transactions, including orders to trade, in one or more wholesale energy markets. Entities entering into transactions via third parties (e.g. via a Direct Market Access service) are also considered market participants;

- b) third parties acting on behalf of market participants (e.g. OMP members offering a Direct Market Access service);
- c) trade reporting systems;
- d) organised marketplaces, trade matching systems or other persons professionally arranging transactions;
- e) trade repositories registered or recognised under Regulation (EU) No 648/2012 (EMIR);
- f) competent authorities which have received the information in accordance with Article 25(3) of Directive 2004/39/EC (MiFID)¹¹ or ESMA when received in accordance with Regulation (EU) No 648/2012 (EMIR).

Market participants should bear in mind that the meaning of 'entering into a transaction' under EMIR is different than under REMIT. In the latter case, it refers to entering into a transaction in 'wholesale energy markets' and not to being a counterparty to the contract, such as CCPs or clearing members.

The Agency expects that market participants under REMIT may enter into transactions:

- a. acting on their own account and on their own behalf (pure principal transaction – i.e. on the decision of the firm);
- b. acting on their own account and on behalf of a client – i.e. on the order of other market participant; and/or
- c. acting on the account and on behalf of a market participant (pure agency transaction)
- d. acting on a third entity's account and on their own behalf

The REMIT Implementing Regulation establish uniform rules on the reporting of transaction data and specify the reporting channels. An overview of the relevant provisions of the REMIT Implementing Regulation is provided below. For further information on reporting parties and their responsibilities, please consult the Agency's Requirements for the Registration of Registered Reporting Mechanisms (RRMs). For further information on the Agency's understanding of the definition of market participant, please consult the ACER Guidance on the application of REMIT.

Reporting obligation introduced by the revised REMIT as of 7 May 2024

The obligation for OMPs to report data relating to the order books has been introduced by the revised REMIT. According to Article 8(1a) of the revised REMIT, for the purpose of reporting records of transactions in the wholesale energy market, including orders to trade, entered, concluded or executed at organised marketplaces, those OMPs, or third parties on their behalf, shall:

- (a) make available to the Agency data relating to the order book, in accordance with the specifications set out in the Implementing Regulation (EU) No 1348/2014, thereby fulfilling on behalf of market participants their obligations pursuant to paragraph 1 of this Article; or,*
- (b) upon the Agency's request, give the Agency access without delay to the order book so that the Agency is able to monitor trading on the wholesale energy market.*

In line with the above provision specified in Article 8(1a)a, ACER expects OMPs to report data relating to the order book(s) for all the market participants trading on the OMP, on the basis of reporting standards detailed in the current REMIT Implementing Regulation, following the guidance available in the TRUM and its Annexes, and the Manual of Procedures. In particular, it is expected that orders and trades constituting an order book are reported to ACER via Table 1, as per the Annex of the REMIT Implementing Regulation. Data relating to the order book shall be reported either by the OMP himself (in this case the OMP needs to register as an RRM with ACER) or by a third-party RRM on behalf of the OMP.

¹¹ No longer in force. Repealed by [Directive \(EU\) 2016/1034 of the European Parliament and of the Council of 23 June 2016 amending Directive 2014/65/EU on markets in financial instruments](#)

Regarding order book data that may already have been reported under Regulation (EU) No 648/2012 (EMIR) or Regulation (EU) No 600/2014 (MiFIR) and thus is not required to be reported under REMIT, ACER is of the understanding that OMPs are not required to remove this data before fulfilling their reporting requirement under the amended REMIT.

3.2.1 Wholesale energy products concluded at an organised marketplace

According to Article 6(1) of the REMIT Implementing Regulation, market participants shall report details of wholesale energy products executed at organised marketplaces, including matched and unmatched orders, to the Agency through the organised marketplace concerned, or through trade matching systems or trade reporting systems. The organised marketplace where the wholesale energy product was executed or the order was placed shall, at the request of the market participant, offer a data reporting agreement.

This provision covers the reporting of transactions, including orders to trade, executed at organised marketplaces related to the following wholesale energy products:

- a) standard supply contracts;
- b) contracts relating to the transportation of electricity or natural gas concluded between market participants on secondary markets (physical or financial capacity rights or obligations) including resale and transfer of such contracts; and
- c) derivative contracts (unless already reported under Article 9 of Regulation (EU) No. 648/2012¹² 'EMIR' or other EU financial markets legislation).

3.2.2 Transportation contracts

Primary allocation contracts: TSOs or third parties on their behalf shall report details of contracts relating to the transportation of electricity or natural gas concluded as a result of a primary explicit capacity allocation by or on behalf of the TSO (physical or financial capacity rights or obligations), including matched and unmatched orders (Article 6(2) of the REMIT Implementing Regulation).

Secondary transportation contracts: The reporting obligation for secondary transportation contracts applies to the involved market participants. In line with Article 6(1) of the REMIT Implementing Regulation, market participants shall report details of secondary transportation contracts executed at organised marketplaces including matched and unmatched orders to the Agency through organised marketplaces concerned, or through a trade matching or trade reporting system, which is registered as an RRM. Secondary transportation contracts which have been concluded outside and organised market shall be reported by the market participants or third parties on their behalf (Article 6(3) of the REMIT Implementing Regulation).

3.2.3 Wholesale energy products reported in accordance with EMIR or other EU financial markets legislations

According to Article 6(4) of the REMIT Implementing Regulation, information in relation to wholesale energy products which have been reported in accordance with Article 26 of Regulation (EU) No 600/2014¹² or Article 9 of Regulation (EU) No 648/2012 shall be provided to the Agency by:

- a) trade repositories referred to in Article 2 of Regulation (EU) No 648/2012,
- b) approved reporting mechanisms referred to in Article 2 of Regulation (EU) No 600/2014;
- c) competent authorities referred to in Article 26 of Regulation (EU) No 600/2014; or
- d) the European Securities and Markets Authority.

¹² Regulation (EU) No 600/2014 of the European Parliament and of the Council of 15 May 2014 on markets in financial instruments and amending Regulation (EU) No 648/2012 (OJ L 173, 12.6.2014, p. 84)

Furthermore, according to Article 6(5), where persons have reported details of transactions in accordance with Article 26 of Regulation (EU) No 600/2014 or Article 9 of Regulation (EU) No 648/2012, their obligations in relation to reporting under REMIT shall be considered as fulfilled.

As stipulated in Recital (6) of the REMIT Implementing Regulation, in order to avoid double reporting the Agency should collect details of derivatives relating to contracts for the supply or transportation of electricity or natural gas which have been reported in accordance with applicable financial regulation to trade repositories or to financial regulators from those sources. Notwithstanding this, organised markets, trade matching or reporting systems, who have reported details of such derivatives under financial rules, subject to their agreement, should be able to report the same information also to the Agency.

It is important to note that the financial legislation does not prescribe the reporting of orders to trade. Hence, the latter are not covered by Article 6(4) and 6(5) of the REMIT Implementing Regulation and shall, in principle, be reported in accordance with Article 6(1) of the REMIT Implementing Regulation (see above).

Clarification on the reporting of derivatives contracts

According to the REMIT Implementing Regulation, the following transactions, including orders to trade on derivatives contracts shall be reported to the Agency:

1. Options, futures, swaps and any other derivatives of contracts relating to electricity or natural gas produced, traded or delivered in the Union (Article 3(1)(a)(viii)),
2. Options, futures, swaps and any other derivatives of contracts relating to the transportation of electricity or natural gas in the Union (Article 3(1)(b)(iii)).

The REMIT Implementing Regulation also stipulates that where persons have reported details of transactions in accordance with Article 26 of MiFIR or Article 9 of EMIR, their obligations in relation to reporting those details under REMIT shall be considered as fulfilled. However, subject to the agreement of organised markets, trade matching or reporting systems, that information may be reported directly to the Agency.

Therefore, information on derivatives reportable under EMIR and MiFIR may either be made available to the Agency in the EMIR / MiFIR format or reported directly to the Agency in the REMIT format, that is in accordance with Table 1 of Annex I of the REMIT Implementing Regulation as regards contracts referred to in Article 3(1)(a)(viii) and Tables 3 or 4 as regards contracts referred to in Article 3(1)(b)(iii).

Furthermore, derivatives contracts covered by the REMIT Implementing Regulation but not reportable under EMIR or MiFIR (e.g. where market participants are not established or resident in the Union and are not reporting those derivatives under EMIR or MiFIR) shall be reported in accordance with Table 1 of Annex I of the REMIT Implementing Regulation as regards contracts defined in Article 3(1)(a)(viii) and in accordance with Tables 3 or 4 as regards contracts referred to in Article 3(1)(b)(iii).

For derivatives not reported under EMIR, including those that are reported under non-EU regulations but still reportable under REMIT, market participants shall refer to this manual on how to report transactions to the Agency. For example, if a U.S. counterparty enters into a transaction on a derivatives contract related to a wholesale energy product admitted to trade at an exchange within the EU, most likely the U.S. firm reports that transaction under the U.S. Dodd- Frank Act to the U.S. authorities. However, since the firm traded a wholesale energy product as defined in REMIT, the person is a REMIT market participant and in case such a wholesale energy product relates either to the supply of electricity or natural gas with delivery in the Union or to the transportation of electricity or natural gas in the Union, that person must report that transaction to the Agency in order to comply with REMIT.

3.2.4 Contracts related to wholesale energy products concluded outside an organised market place

Under Article 6(3) of the REMIT Implementing Regulation, market participants or third parties acting on their behalf shall report details of supply contracts (whether standard or non-standard), derivatives contracts, and transportation contracts concluded outside an organised market.

This is, therefore, the only instance where transaction data may be reported by market participants themselves. However, the reporting may also be delegated to third parties.

If a market participant is unsure if they are responsible for reporting specific transactions, please seek legal advice or contact the Agency via the REMIT Query Form available on the ACER website.

Market participant registration

All market participants entering into transactions which are required to be reported to the Agency in accordance with Article 8(1) of REMIT are required to register with the competent NRA in accordance with Article 9 of REMIT. Market participants can seek information on the registration process here: <https://www.acer-remit.eu/portal/ceremp>

The Agency has established the Centralised European Register of Energy Market Participants (CEREMP) based on the national registers of market participants provided to the Agency by NRAs.

In the registration form, market participants must inform the Agency whether or not they wish to rely on third party RRM reporting on their behalf and if so, identify the relevant RRM. This includes the organised marketplace or third party on which the market participant relies for the reporting of records of transactions, including orders to trade.

3.3 Start of reporting and reporting frequency

3.3.1 Start of reporting

According to Article 12 of the REMIT Implementing Regulation, the following transaction data started to be reported to the Agency nine months following the entry into force of the REMIT Implementing Regulation:

- a) Details of wholesale energy products in relation to the supply of electricity and gas executed at organised marketplaces, including matched and unmatched orders;

Furthermore, according to Article 12 of the REMIT Implementing Regulation, the following transaction data started to be reported to the Agency fifteen months following the entry into force of the REMIT Implementing Regulation:

- a) Details of wholesale energy products in relation to the supply of electricity and gas which have been concluded outside an organised market;
- b) Details of wholesale energy products in relation to the transportation of electricity and gas, including options, futures, swaps and other derivatives of contracts relating to the transportation of electricity or natural gas in the Union.

3.3.2 Frequency of reporting

According to the REMIT Implementing Regulation, the following reporting frequency applies for transaction data:

- a) Details of transactions related to standard contracts, shall be reported no later than on the working day following the conclusion of the trade or the placement of the order. Any lifecycle event of the concluded trade or the order placed shall be reported no later than the working day following the lifecycle event;
- b) Details of non-standard contracts including any lifecycle events of the contract as well as transactions executed within the framework of non-standard contracts specifying at least an outright volume and price shall be reported no later than one month following conclusion or any lifecycle event of the contract;
- c) Details of contracts relating to the transportation of electricity or natural gas concluded as a result of a primary explicit capacity allocation shall be reported no later than the working day following the availability of the allocation results.

Clarification on the meaning of working days and business days

Working days should be understood as business days rather than the exchange trading days. This implies that bank holidays are not working days.

3.4 How to send a transaction report

Article 10(3) of the REMIT Implementing Regulation stipulates that the Agency shall, after consulting relevant parties, establish procedures, standards and electronic formats based on established industry standards for reporting of, inter alia, transaction data. These procedures, standards and electronic formats are described in the Agency's Manual of Procedures on transaction and fundamental data reporting.

Furthermore, according to Article 11 of the REMIT Implementing Regulation, the Agency shall develop technical and organisational requirements for submitting data. The requirements shall ensure efficient, effective and safe exchange and handling of information. They shall:

- a) ensure the security, confidentiality and completeness of information,
- b) enable the identification and correction of errors in data reports,
- c) enable authentication of the source of information,
- d) ensure business continuity.

The Agency shall assess whether reporting parties comply with the requirements. Reporting parties who comply with the requirements shall be registered by the Agency.

Reporting entities complying with the RRM requirements defined by the Agency shall be registered by the Agency as such and indicated in the public list of RRMs available on the REMIT Portal.

The transaction reporting is operating through the Agency's REMIT Information System (ARIS)¹³.

¹³ See point 3.1 above.

4 Reporting of transactions related to standard supply contracts

In this chapter, the Agency provides information on how the data fields listed in Table 1 of the Annex to the REMIT Implementing Regulation should be populated.

It is worth noting that not all the data fields are mandatory for all transactions. Data fields are expected to be populated when applicable according to this manual. The Agency has prepared an extensive, but not exhaustive, list of trading scenarios, to show what is expected and applicable to each scenario. The trading scenarios are listed in Annex II.

Please note that this guidance shows what has to be reported for a specific data field while the technical implementation, i.e. how to report the content of each data fields in XML format is not covered in this manual, but by the Agency's Manual of Procedures on transaction and fundamental data reporting. Market participants and other reporting parties should consult their Registered Reporting Mechanism (RRM) who reports on their behalf.

4.1 Data fields related to the parties to the contract

This section includes the following fields:					
Field No.	Field name	Traded on OMP		Traded outside OMP	
		Orders	Trades	BILCONTRACT	EXECUTIONS
1	ID of the market participant or counterparty	M	M	M	M
2	Type of code used in field 1	M	M	M	M
3	ID of the trader and/or of the market participant or counterpart or counterparty as identified by the organised market place	M	M	M	-
4	ID of the other market participant or counterparty	-	M*	M	M
5	Type of code used in field 4	-	-	M	M
6	Reporting entity ID	M	M	M	M
7	Type of code used in field 6	M	M	M	M
8	Beneficiary ID	M*	M*	M*	-
9	Type of code used in field 8	M*	M*	M*	-
10	Trading capacity of the market participant or counterparty in field 1	M	M	M	M
11	Buy/sell indicator	M	M	M	M
12	Initiator/Aggressor	-	M*	M*	-

M = mandatory
O = optional
- = does not apply
** = conditionally required*
DV = default value specified in TRUM

Data Field (1) ID of the market participant or counterparty

No.	Field Identifier	Description
1	ID of the market participant or counterparty	The market participant or counterparty on whose behalf the record of transaction is reported shall be identified by a unique code.

Description of Accepted Values	Type	Length	Examples
ACER code	Alphanumerical	12	A0643278W.EU
LEI		20	1a2b3c4d5e6f7g8e9f0h
BIC		11	ACERSILJ500
EIC		16	21X000EUROPEU--8
GLN/GS1 code		13	a1b2c3d4e5f6g

This field aims to capture the ID of the market participant or counterparty on whose behalf the order to trade or the trade is reported.

As REMIT uses the term market participant and EMIR uses the term counterparty to identify the reporting party, both terms are used in this context for the purpose of reporting. The other market participant is referred to as the "other counterparty" (see Data Field (4)). Counterparty and the other counterparty are therefore considered equivalent of market participant and the other market participant for the purpose of reporting under REMIT.

The market participant shall be identified by the unique code registered with their NRA. If the market participant has several codes among those listed as accepted values for the population of Data Field (1), then all those codes have to be provided when registering with the NRA (i.e. should be recorded in their registration in CEREMP).

Registration of market participants with the relevant NRA will result in receiving an ACER code. However, the ACER code may not be known to the organised marketplace or other reporting party which is reporting on behalf of the market participant. If the ACER code has not been provided by the market participant to the organised marketplace or other reporting party reporting on behalf of the market participant, one of the alternative codes listed above shall be used; otherwise, the report will be rejected as invalid.

From the Agency's perspective, the ACER code is preferred, but all the other codes may also be used. If a market participant is already using the LEI for EMIR reporting, that market participant may use the LEI code also for REMIT reporting. If market participants prefer the LEI because it is already used for EMIR, they are free to use it as long as the LEI has been provided to the relevant NRAs in the registration process.

If a market participant is using an ACER code, this can be used to verify the identity of the other market participant from the European register of market participants published by the Agency and available on the Agency's website.

Guidance on reporting the ID of market participants, including its lifecycle

Data Field (1) *ID of the market participant or counterparty*, requires that the ID of the market participant or counterparty on whose behalf the record of transactions, including orders to trade, are reported shall be identified by a unique code. In the Agency’s view, this means that market participants that place orders have to be identified in the transaction report as responsible for the trading activity. This does not necessarily imply that they are the final beneficiary to the transaction, but that they are responsible for the reporting of the order or the trade. For example, when market participants place orders to trade on broker platforms on behalf of more than one legal entity, the organised marketplace should be informed by their clients on which market participant is placing the order for the reporting purpose and has to be reported in Data Field (1) and if there is a different beneficiary of the transaction to be reported in Data Field (8). For the population of Data Field (8) please refer to the guidance provided in the description of the relevant data field.

Reporting parties should be aware that it is not possible to modify (i.e. reporting lifecycle event with Action type ‘M’) the reported value in Data Field (1), as this is a key component for the identification of the uniqueness of the submitted report. For further information on how to report lifecycle event on Data Field (1), please refer to Annex VII to the TRUM.

If a market participant which is a financial entity chooses to use a BIC code for Data Field (1), it could be the case that the code is less than 11 characters long. In such a case, typically when an 8-digit code is given, the code has to be reported adding “XXX” at the end up to the 11-digit length.

Clarification on direct market access

Article 2 of REMIT identifies as market participants any person, including transmission system operators, distribution system operators, storage system operators and LNG system operators, who enters into transactions, including the placing of orders to trade, in one or more wholesale energy markets. Hence there is no distinction between entering into transactions *in one or more wholesale energy markets* directly or via a third entity.

ACER is aware that market participants might decide to conclude transactions on organised marketplaces via a third-party account by virtue of a Direct Market Access (DMA) agreement. In such a case, the member of the OMP (DMA provider) allows a client (DMA client) to enter into transactions on or through the OMP on its own account and under its contractual arrangements.

When dealing with DMA, it is ACER’s opinion that both the DMA provider and the DMA client fall under the definition of market participants under REMIT.

When the account of the DMA provider is used for the order lifecycle and for executing trades, then the DMA provider (not the DMA client), despite acting solely on behalf of third entities, is responsible for all trading activity and compliance with REMIT and shall be reported in Data Field (1). DMA clients shall instead be identified using Data Field (8) Beneficiary ID.

Further guidance on how to report DMA provider and DMA client is provided in the FAQs on transaction reporting.

Data Field (2) Type of code used in field 1

No.	Field Identifier	Description
2	Type of code used in field 1	ACER registration code, Legal Entity Identifier (LEI), Bank Identifier Code (BIC), Energy Identification Code (EIC), Global Location Number (GLN/GS1).

Description of Accepted Values	Type	Length	Examples
--------------------------------	------	--------	----------

ACER code	Text	3	ACE
LEI		3	LEI
BIC		3	BIC
EIC		3	EIC
GLN/GS1 code		3	GLN

This field identifies the type of code used in Data Field (1). For example, if an LEI code is used to identify the market participant in Data Field (1) (e.g. 1a2b3c4d5e6f7g8e9f0h), the accepted value in Data Field (2) is “LEI”. The same principle applies to ACER, BIC, EIC and GLN/GS1 codes.

Data Field (3) ID of the trader and/or of the market participant or counterparty as identified by the organised market place

No.	Field Identifier	Description
3	ID of the trader and/or of the market participant or counterparty as identified by the organised market place	The login username or trading account of the trader and/or the market participant or counterparty as specified by the technical system of the organised market place.

Description of Accepted Values	Type	Length	Examples
Up to 100 alphanumeric digits.	Alphanumeric	100	1234567890abcdefghi

This field indicates the ID used by the organised marketplace or by the market participant to identify the user responsible for entering into the transaction that is reported. This is most likely an electronic ID for the trader/market participant’s account or a technical representation of that account. If populated from the perspective of the organised marketplace, this field shall represent how the marketplace identifies the trader or the market participant; if populated from the perspective of the market participant, then this field shall represent how the market participant identifies the trader.

For example, a trader called Joe Bloggs working at Company (A) trades on European Gas/Power Futures Exchange (EGPFE):

- EGPFE identifies Joe Bloggs with ID = 123Abc
- EGPFE identifies Company (A) with ID = CompA123
- Company A identifies Joe Bloggs internally with ID = Abc12345

For trades at organised marketplaces, Trader ID as identified by the organised marketplace should be reported as “123Abc” or if not available, the Company ID as identified by the organised marketplace should be reported as “CompA123”.

For bilateral contracts traded off-organised marketplaces, Trader ID as identified by Company (A) should be reported as “Abc12345”.

Trader ID is a mandatory field in the sense that there must be an identifier of the person or the group of persons responsible for taking decisions or actions in executing or amending the transaction. That person or group of persons shall be identified by an ID.

A number or code does not disclose the identity of the person in the transaction reporting and market participants and organised marketplace may report a number (or code) in order to avoid the reporting of names.

As the same trader may have multiple IDs, the ID used for the execution of the transaction that is reported shall be used.

With regard to orders to trade placed by executing brokers at the organised marketplace (for the definition, please consult chapter 3.1.5 Definition of standard and non-standard contract), the trading ID of the executing broker’s client shall also be reported in this field if available to the organised market place. Alternatively, if the order or trade report is reported through a third party on behalf of the executing

broker, this information should be made available to the reporting party by the executing broker along with the Beneficiary ID (Data Field (8)) and reported to the Agency.

TraderIdForOrganisedMarket and traderIdForMarketParticipant

Data Field (3) is represented by two fields in the electronic format: <traderIdForOrganisedMarket> and <traderIdForMarketParticipant>. Whenever the transaction is executed or order placed at an OMP and the ACER XML file is generated by the OMP, the original data provided by the OMP should be reported, *even if* the market participant chooses to report via a third-party RRM. Since the market participant should report the trade/order report with the same information of the organised marketplace, in the electronic format the <traderIdForOrganisedMarket> (Data Field (3a)) should be reported, instead of <traderIdForMarketParticipant> (Data Field (3b)).

Data Field (4) ID of the other market participant or counterparty

No.	Field Identifier	Description
4	ID of the other market participant or counterparty	Unique identifier for the other counterparty of the contract.

Description of Accepted Values	Type	Length	Examples
ACER code	Alphanumeric	12	A0643278W.EU
LEI		20	1a2b3c4d5e6f7g8e9f0h
BIC		11	ACERSILJ500
EIC		16	21X000EUROPEU--8
GLN/GS1 code		13	a1b2c3d4e5f6g

This field indicates the ID of the other market participant or counterparty to the transaction that is reported. This field does not apply to orders to trade.

If a market participant is using an ACER code, the market participant will be able to verify the identity of the other market participant from the European register of market participants published by the Agency available on the Agency’s REMIT Portal.

If the trade takes place on an energy exchange and the other market participant is a CCP, clearing house or a clearing member, this field shall be left blank.

Market participants should bear in mind that the meaning of entering into a transaction under EMIR is different to the meaning of entering into a transaction under REMIT, where the latter refers to entering into a transaction in “wholesale energy markets” and not being counterparty to the contract, such as CCPs or clearing members.

Populating the ID of the other market participant or counterparty in the order report for exchange traded contracts when orders are placed on a broker's platform

Exchange traded contracts are typically traded anonymously, so that neither party to the trade knows who the other party is. If the trade takes place on an exchange with orders to trade placed on the broker OMP, this trade should be reported as any other trade that takes place on exchange, i.e. field 4 shall be left blank.

Trade with a market participant without an ACER code

When a REMIT market participant enters into a bilateral trade (e.g. a financial swap related to gas delivered in the EU) with a non-REMIT market participant (e.g. a firm that only trades OTC bilateral financial products related to the EU gas or electricity and never enters into a physical trade) or with a REMIT market participant without an ACER code (e.g. market participant is under registration), the REMIT market participant may need to populate Data Field (4) with a code to indicate that the counterparty to the trade does not have an ACER code. If this is the case, the REMIT market participant reporting bilateral trades should report the fictitious ACER code: ACERNONMP.EU in Data Field (4).

There could be a case where market participant MP1 reports a trade with MP2 which is identified by ACERNONMP.EU in MP1's report and then a month later MP2 registers with the competent National Regulatory Authority (NRA) and receives an ACER code.

Because the previously reported trades by MP1 still identify MP2 with the generic ACER code (ACERNONMP.EU), MP1 should novate the trade as soon as the newly received ACER code of MP2 was communicated to MP1 by MP2. For further information on novation please refer to Annex VII to the TRUM.

MP2 will only be able to report trades identifying itself in Data Field (1) *ID of the market participant or counterparty* once it has been registered with the relevant NRA. At that point MP2 will be able to report all its transactions (past and future transactions) identifying itself in Data Field (1).

Data Field (5) Type of code used in field 4

No.	Field Identifier	Description
5	Type of code used in field 4	ACER registration code, Legal Entity Identifier (LEI), Bank Identifier Code (BIC), Energy Identification Code (EIC), Global Location Number (GLN/GS1).

Description of Accepted Values	Type	Length	Examples
ACER code	Text	3	ACE
LEI		3	LEI
BIC		3	BIC
EIC		3	EIC
GLN/GS1 code		3	GLN

This field identifies the type of code used in Data Field (4). For example, if an LEI code of the market participant is used in Data Field (4) (e.g. 1a2b3c4d5e6f7g8e9f0h), the accepted value in Data Field (2) is "LEI". If an ACER code is used in Data Field (4) (e.g. C0643278WY.EU), the accepted value is "ACE". The same principle applies to BIC, EIC and GLN/GS1 codes.

Data Field (6) Reporting entity ID

No.	Field Identifier	Description
6	Reporting entity ID	ID of the reporting entity.

Description of Accepted Values	Type	Length	Examples
ACER code	Text	12	A0643278W.EU
LEI		20	1a2b3c4d5e6f7g8e9f0h
BIC		11	ACERSILJ500
EIC		16	21X000EUROPEU--8
GLN/GS1 code		13	a1b2c3d4e5f6g

This field indicates the ID of the reporting entity that submits the report to the Agency on behalf of the market participant as identified in Data Field (1). This entity is also known as a Registered Reporting Mechanism (RRM).

Data Field (7) Type of code used in field 6

No.	Field Identifier	Description
7	Type of code used in field 6	ACER registration code, Legal Entity Identifier (LEI), Bank Identifier Code (BIC), Energy Identification Code (EIC), Global Location Number (GLN/GS1).

Description of Accepted Values	Type	Length	Examples
ACER code	Text	3	ACE
LEI		3	LEI
BIC		3	BIC
EIC		3	EIC
GLN/GS1 code		3	GLN

This field identifies the type of code used in Data Field (6). For example, if an LEI code of the reporting entity is used in Data Field (6) (e.g. a2b3c4d5e6f7g8e9f0h), the accepted value in Data Field (7) is "LEI". If an ACER code is used in Data Field (6) (e.g. C0643278WY.EU), the accepted value is "ACE". The same principle applies to BIC, EIC and GLN/GS1 codes.

Data Field (8) Beneficiary ID

No.	Field Identifier	Description
8	Beneficiary ID	If the beneficiary of the contract as referred in Article 8(1) of Regulation (EU) No 1227/2011 is counterparty to this contract the field is to be left blank. If the beneficiary of the contract is not counterparty to this contract the reporting counterparty has to identify the beneficiary by a unique code.

Description of Accepted Values	Type	Length	Examples
ACER code	Alphanumeric	12	A0643278W.EU
LEI		20	1a2b3c4d5e6f7g8e9f0h
BIC		11	ACERSILJ500
EIC		16	21X000EUROPEU--8
GLN/GS1 code		13	a1b2c3d4e5f6g

This field indicates the ID of the beneficiary of the transaction, i.e. the identification of the entity on whose behalf the trading activity was carried out. Data Field (8) has to be considered in case the trading activity is carried out by a third party on behalf of another market participant.

If the market participant reported in Data Field (1) coincides with the beneficiary of the transaction, then Data Field (8) field shall be left blank.

If the party reported in Data Field (1) is not the beneficiary of the transaction, the reporting market participant should identify the beneficiary in Data field (8) by a unique code registered in the European registry of market participants (CEREMP).

For example, if market participant A is trading on behalf of party B, then party B is the beneficiary and market participant A is acting on behalf of B as an Agent, as defined in Data Field (10). As market participant A enters into transactions on a wholesale energy market, party A is considered a market participant and has to be reported in Data Field (1).

If party A always acts as an Agent and does not enter into transaction in any EU wholesale energy markets on its own behalf, it is not considered a market participant according to REMIT. In such a case, the identification code of party B should be reported in Data Field (1) and Data Field (8) shall be left blank. In this case party A should not appear in the report as market participant, unless the agreement between party A and party B foresees that the responsibility of the trading activity and the execution of the potential trades still lies with party A.

If the beneficiary ID is provided by the market participant to the organised marketplaces or to one of the two counterparties to the contract in the case of bilateral contracts, the beneficiary ID must be reported. This can also be reported as a lifecycle event after the trade takes place, according to the guidance provided in Annex VII to TRUM.

If the information on the beneficiary of the transaction is not available to the organised marketplace, this field shall be left blank. For example, the organised marketplace may only know the market participant (or the executing broker in case of exchange) that executed the transaction. Also, when the trade is submitted for clearing, this information may be lost because the clearing house only executes transactions against its clearing members, and the market participant may (in the case of self-clearing members) or may not be the ultimate beneficiary. It is expected that in such cases the organised marketplace where the trading activity occurs is informed by the market participants whenever they trade on behalf of a third party. In such a case, while Data Field (8) shall be left blank, Data Field (10) Trading capacity shall be populated with 'A' (Agent).

Some of the reported trades executed at organised marketplaces will look like: A sells to B, where B is acting on behalf of C (beneficiary of the trade). The Agency shall in these cases receive two reported trades: A sells to B, B sells to C. However, the series of trades may be even more complex, and it may involve more parties. For example, if a bilateral trade takes place off-market between A and B, there may be other trades between B and other parties (e.g. C and D) to represent how they split the value of the A and B trade.

Bilateral contracts concluded off organised marketplace may be of the form A sells to B with beneficiary C. In these cases, the Agency shall receive one reported trade: A sells to B with C identified in Data Field (8) as Beneficiary.

With regard to orders placed and trades concluded by *executing brokers* at the organised marketplace, the Beneficiary ID of the executing broker's client shall also be reported in Data Field (8). The executing broker's clients should make IDs required for reporting available to the organised marketplace or the third party RRM.

For lifecycle events related to Beneficiary ID in Data Field (8), please refer to Annex VII to the TRUM on reporting lifecycle events.

There may be situations where the beneficiary is not known. Market participants and reporting parties should contact the Agency to discuss any of their scenarios that are not represented in this manual.

Data Field (9) Type of code used in field 8

No.	Field Identifier	Description
9	Type of code used in field 8	ACER registration code, Legal Entity Identifier (LEI), Bank Identifier Code (BIC), Energy Identification Code (EIC), Global Location Number (GLN/GS1).

Description of Accepted Values	Type	Length	Examples
ACER code	Text	3	ACE
LEI		3	LEI
BIC		3	BIC
EIC		3	EIC
GLN/GS1 code		3	GLN

This field identifies the type of code used in Data Field (8). For example, if an LEI code of the reporting entity is used in Data Field (8), the accepted value in Data Field (9) is “LEI”. If an ACER code is used in Data Field (8) (e.g. C0643278WY.EU), the accepted value is “ACE”. The same principle applies to BIC, EIC and GLN/GS1 codes.

Data Field (10) Trading capacity of the market participant or counterparty in field 1

No.	Field Identifier	Description
10	Trading capacity of the market participant or counterparty in field 1	Identifies whether the reporting counterparty has concluded the contract as principal on own account (on own behalf or behalf of a client) or as agent for the account of and on behalf of a client.

Description of Accepted Values	Type	Length	Examples
P = Principal A = Agent	Text	1	P

This field identifies the trading capacity of the market participant or counterparty in Data Field (1).

If the market participant is acting on its own behalf, this field shall be populated with “P” for Principal.

If the market participant is acting on behalf of a third party as an agent and the beneficiary identification is known by the OMP and reported in Data Field (8), this field shall be populated with “A” for Agent.

Nevertheless, if the market participant is acting on behalf of a third party as an agent and the OMP is aware that a transaction is concluded on behalf of a third party, Data Field (10) Trading capacity is expected to be populated with the value ‘A’ as ‘Agent’, irrespectively of whether the identification of the final beneficiary is known at the due time of the REMIT reporting.

The Agency understands that the terms Principal and Agent are commonly used in the financial markets, and it depends upon whether an investment firm enters into a transaction as principal or agent.

Data Field (11) Buy/sell indicator

No.	Field Identifier	Description
11	Buy/sell indicator	Identifies whether the contract was a buy or sell for the market participant or counterparty identified in field 1.

Description of Accepted Values	Type	Length	Examples
B = Buy S = Sell C = Buy and Sell	Text	1	B

The Buy/sell indicator indicates whether the market participant is reporting a transaction for the buying or selling of a contract. “B” shall be indicated for buy and “S” shall be indicated for sell from the perspective of the reporting market participant or, in the case of an agent (e.g. executing broker) transaction, from the perspective of the client.

Since REMIT Implementing Regulation requires two-side reporting, each trade report should indicate the side of the trade for the reporting market participant as a buyer or a seller.

For orders, this should indicate whether the market participant indicated the intention to buy or sell the contract.

However, in some auction markets, there may be circumstances where an order is buy and sell. In such cases, this is identified by specifying a combined buy and sell indicator, i.e. "C".

For derivatives that have not already been reported under EMIR, and therefore reported under REMIT, the following buyer and seller logic should apply:

In case of a fix to floating derivative, if party X buys a swap, then party X pays a fixed price and party Y pays a floating price. This means that party X receives the floating leg and party Y receives the fixed leg. X will be identified as a buyer (B) and Y will be identified as a seller (S).

- In the case of a floating-to-floating derivative, if party X buys a swap, party X pays the floating price of the first leg (or index) and party Y pays the floating price of the second leg (or second index). In this case, the legs (indexes) should be sorted alphabetically. X will be identified as a buyer (B) and Y will be identified as a seller (S).

Data Field (12) Initiator/Aggressor

No.	Field Identifier	Description
12	Initiator/Aggressor	When the trade is executed on an electronic or voice assisted broker platform, the initiator is the party who first placed the firm order in the market and the aggressor is the party that initiates the transaction.

Description of Accepted Values	Type	Length	Examples
I = Initiator A = Aggressor S = Sleeve	Text	1	A

This field applies when the trade was executed as an electronic or voice assisted trade on broker platforms. "A" shall be indicated if the market participant was the originator of the transaction (aggressor) and "I" shall be indicated if the market participant was the passive participant (initiator), i.e. the one placing the order in the market first.

A buyer is identified as an aggressor if the market participant submits an order which matches with a sell order (initiator) that is already visible to the market. A seller is identified as an aggressor if the market participant submits an order which matches with a buy order (initiator) that is already visible to the market.

The Agency's understanding of sleeve trade definition is the following: a market participant (A) would like to enter into a transaction with another market participant (B) which has placed an order on an organised marketplace. However, because market participant A and B do not have an agreement to trade (or limited credit status), the broker may find a third market participant (C) who has an agreement to trade with both A and B and is willing to sleeve the trade (buy and sell the same contract simultaneously) for them.

There are two trades in this type of scenario: one trade between A and C (e.g. A buys from C) and another trade between C and B (e.g. C buys from B). The result of the sleeve trade is four legs to be reported to the Agency as follows:

A buys from C:

- A reports the trade as buyer and as aggressor (A); and
- C reports the trade as seller and as sleeve trade (S).

C buys from B:

- C reports the trade as buyer and as sleeve trade (S); and
- B reports the trade as seller and an initiator (I).

This field does not apply to orders to trade.

Guidance on linking transactions when trading in sleeve

When market participants enter into a sleeve trade, the resulting legs of the trade should be linked. By following the example of a sleeve trade provided above, the reporting should be done in the following way:

When A buys from C:

- A reports the trade as buyer and as aggressor (A); and
- C reports the trade as *seller* and as sleeve trade (S).

Market participants A and C shall report UTI 123 in Data Field (31) Unique Transaction ID.

When C buys from B:

- C reports the trade as *buyer* and as sleeve trade (S); and
- B reports the trade as seller and an initiator (I).

Market participants B and C shall report UTI 456 in Data Field (31) Unique Transaction ID.

C in its *sell* sleeve report (reported with UTI 123) shall populate Data Field (32) Linked Transaction ID with UTI 456, and by following the same logic it shall populate the field for linked transaction ID with UTI 123 in its *buy* sleeve trade report.

For further examples on reporting sleeve trade, please consult Annex II to the TRUM.

Guidance on how to report the order of the Aggressor and Initiator for Click&Trade

In case of Click&Trade, the Agency shall receive two trade reports (buy and sell side) and only one order report. This relies on the fact that the order of the aggressor is not visible to other market participants and thus does not need to be reported to ACER.

The initiator shall report an order and a trade populating the Data Field (12) with "I", while the aggressor, who aggresses the initiator's order shall report the trade by populating the tag 'clickAndTradeDetails' in the electronic format with the information on the order of the initiator.

The Agency is aware that some trading systems automatically create the order for the Aggressor when a Click&Trade takes place. In this case, when reporting Click&Trade transactions, the reporting party can decide to report also the Aggressor's order.

4.2 Data fields related to order details

This section includes the following fields:					
Field No.	Field name	Traded on OMP		Traded outside OMP	
		Orders	Trades	BILCONTRACT	EXECUTIONS
13	Order ID	M	-	-	-
14	Order type	M	-	-	-

15	Order condition	M*	-	-	-
16	Order status	M	-	-	-
17	Minimum execution volume	M*	-	-	-
18	Price limit	M*	-	-	-
19	Undisclosed volume	M*	-	-	-
20	Order duration	M	-	-	-

M = mandatory
O = optional
- = does not apply
* = conditionally required

Data Field (13) Order ID

No.	Field Identifier	Description
13	Order ID	The order shall be identified by using a unique code identifier provided by the market place or counterparties.

Description of Accepted Values	Type	Length	Examples
Up to 100 alphanumerical digits.	Alphanumeric	100	12345abcdef

This field identifies the unique order ID as specified by the organised marketplace to identify the order to trade.

When reporting an order ID from an organised marketplace, the ID should be unique for that contract and for that organised market place. The order ID shall be maintained throughout the lifecycle of the order. If an order is reported with an ID when it is reported as new, the same ID shall be used to identify the order throughout the remainder of its lifecycle.

Data Field (14) Order type

No.	Field Identifier	Description
14	Order type	The type of order as defined by the functionality offered by the organised market place.

Description of Accepted Values	Type	Length	Examples
BLO = Block CON = Convertible COM = Combination EXC = Exclusive FHR = Flexible Hour IOI = Indication of Interest LIM = Limit LIN = Linked LIS = Linear Step MAR = Market MTL = Market to Limit SMA = Smart Order SPR = Spread STP = Step VBL = Variable Block	Text	3	MAR

OTH = Other			
-------------	--	--	--

Every order shall have a type as defined within the list below. Orders might be of various types at the same time, however only a single order type is allowed to be reported within the order report. In case of an order where multiple order types might apply– as defined by the functionality offered by the organised marketplace – reporting parties shall select the single order type among the accepted values best representing the key characteristic of the order. In case of doubt, reporting parties are invited to consult the FAQs and then to contact the Agency for further guidance rather than choosing the value 'OTH'.

BLO = Block: an order which is linked to one or more other orders for the purpose of trading (that must have the same price and the same quantity according to the trading venue's rules) irrespective of whether the periods (e.g. half hours, hours) are contiguous.

CON = Convertible: an order which under market conditions may be converted from a block order to a single hourly order.

COM = Combination: an order which refers to two or more orders concerning different series and where the respective orders are executed simultaneously.

EXC = Exclusive: a complex order type where the linked order is the exclusive order, i.e. only one of the orders can be transacted.

FHR = Flexible Hour: a specific order that can trade at any hour provided that the price and volume are matched.

IOI = Indication of Interest: quotations on trading venues such as Indication of Interest advertised on the screens of the organised marketplaces.

LIM = Limit: an order submitted with a specified limit price; the order executes either in part or in full at its limit price or better.

LIN = Linked: an order where there is a dependency on/from another order for choosing to trade either one or the other or both orders.

LIS = Linear Step: an order where the specified step range is matched linearly.

MAR = Market: an unpriced order that will execute against the best priced orders.

MTL = Market to Limit: a market order that executes at the best price. In case the MTL order is partially matched, the remaining part is cancelled, and then reinserted in the order book with order condition LIM (limit order) and price equal to the one at which the matched portion was executed.

SMA = Smart Order: an order can be either against a financial or physical contract.

SPR = Spread: an order where the order contains more than one contract e.g. taking either long or short position in different contracts.

STP = Step: an order which defines a specific step range or step price.

VBL = Variable Block: an order in which the block quantity and/or price can vary, e.g. different quantity at different hours.

OTH = Other: an order that has not been identified by one of the existing order types. 'Other' shall be adopted only exceptionally.

Data Field (15) Order condition

No.	Field Identifier	Description
15	Order condition	A special condition for the order to execute.

Description of Accepted Values	Type	Length	Examples
AON = All or None FAF = Fill and Float FAK = Fill and Kill FOK = Fill or Kill HVO = Hidden Volume MEV = Minimum Execution Volume OCO = One Cancels Other PRE = Preference PRI = Priority PTR = Price Trigger SLO = Stop Loss Order OTH = Other	Text	3	FOK

This field identifies the conditions applied to the order at the time of the lifecycle event (new, modify, cancel, terminate) for the order. It indicates the special behaviours of the order types in combination with the order definition and the specific lifecycle event of the order.

AON = All or None: an order which must fill in full otherwise it will remain on the book until the entire volume has been matched.

FAF = Fill and Float: an order which will be killed immediately after matching with any available volume on the order book; if not filled at all, it stays in the market.

FAK = Fill and Kill: an order which must be filled as much as possible immediately upon entry; otherwise, it is removed from the order book.

FOK = Fill or Kill: an order which must fill immediately in full when it is entered into the book; otherwise, it will be removed without trading.

HVO = Hidden Volume: an order that has a hidden quantity, which is part of the total quantity of the order.

MEV = Minimum Execution Volume: an order which specifies a minimum volume of the order that has to be matched to allow trading.

OCO = One Cancels Other: an order which if triggered cancels another order.

PRE = Preference: an order which will trade with a specific participant or participants in preference of others.

PRI = Priority: an order which has a priority obligation for trading, i.e. it cannot trade with a participant within its own group.

PTR = Price Trigger: an order which will not be available for execution unless a specific trigger price is reached, similar to a Stop Loss, but may be triggered across product pricing, i.e. the price trigger may be based on a different contract or index.

SLO = Stop Loss Order: an order that is submitted to the market as a limit order or market order once a certain price condition of an instrument is met.

OTH = Other: an order that has not been identified by one of the existing order condition. 'Other' shall be adopted only exceptionally.

Data Field (16) Order status

No.	Field Identifier	Description
16	Order status	The status of the order, for example if order is active or deactivated.

Description of Accepted Values	Type	Length	Examples
ACT = Active COV = Converted EXP = Expired MAC = Matched PMA = Partial Matched REF = Refilled SUS = Suspended WIT = Withdrawn OTH = Other	Text	3	ACT

This field identifies the status of the order. Every order should have a status as defined by the list of order status below. Only a single order status is expected to be reported within the order report.

ACT = Active: the order has been activated by the system or market participant and is visible to the market (if an order is not activated in the order book, e.g. "Iceberg" created but inactive or Stop Loss Order ('SLO') not activated, it is not reportable until activation).

COV = Converted: converted a block order or variable block order which has been converted into a single order. For example, if Order type (Data field (14)) has been converted from 'BLO' (Block) or 'VBL' (Variable Block) to a single order, the consequence of that event is reporting lifecycle event 'Modify' to indicate the change of the order status to 'COV' (Converted).

EXP = Expired: the order has expired as per its order duration or order conditions. An order with 'EXP' status shall be reported with the remaining quantity/volume.

MAC = Matched: the order's quantity/volume has been fully matched (filled) by another order. An order with 'MAC' order status contains the total matched quantity/volume (e.g. in Data Field (40) Quantity/Volume) and the transaction time of matching. The same timestamp should be reflected in the corresponding trade record being linked to that order.

PMA = Partial Matched: the order's quantity/volume has been partially matched (filled) by another order. An order with 'PMA' status shall be reported with the remaining quantity/volume left for further trading (e.g. in Data Field (40) Quantity/Volume) and not with the matched quantity/volume. The matched quantity/volume should be populated (e.g. in Data Field (40) Quantity/Volume) in the corresponding trade record which has the same transaction timestamp as the matched order to which it is linked.

REF = Refilled: the order has had the hidden or undisclosed quantity refilled to provide visible volume for the order to trade. For example if Order condition in Data Field (15) indicates that an order has Hidden Volume ('HVO'), e.g. an "Iceberg" order, and provided that the total quantity/volume has been refilled from the Undisclosed Volume (Data Field (19)) as a consequence of the execution of the disclosed volume (visible to the market), this will be reported as a lifecycle event 'Modify' to indicate the change of Order status to 'REF' (Refilled).

SUS = Suspended: an order which has been temporarily or permanently suspended from trading by the system (e.g. an exceptional event of IT system failure) or by the organised marketplace (e.g. due to the suspension of a trading agent or trading portfolio), but not by participant or order condition or duration. An order with status 'SUS' shall be reported with the suspended quantity/volume.

WIT = Withdrawn: an order has been withdrawn from the market by the participant (withdrawal based on the business decision of the participant). An order with status 'WIT' shall be reported with the withdrawn quantity/volume.

OTH = Other: an order that has not been identified by one of the existing order statuses. ‘Other’ shall be adopted only exceptionally.

Data Field (17) Minimum execution volume

No.	Field Identifier	Description
17	Minimum execution volume	Minimum Execution Volume – The quantity / volume of any defined minimum execution.

Description of Accepted Values	Type	Length	Examples
Up to 20 numerical digits in the format xxxxx.yyyyy with a maximum of 5 decimals.	Number	20	100

This field identifies the minimum execution volume of the order which has to be matched for the order to be executed. This field shall only be populated if the order condition Data Field (15) is Minimum Execution Volume “MEV”.

The minimum execution volume of the order shall be expressed in the same unit of measurement in which the quantity or energy volume (delivery capacity) for the contract (reported in Data Field (40)) has been expressed, i.e., same unit of measurement as reported in Data Field (42).

Data Field (18) Price limit

No.	Field Identifier	Description
18	Price limit	The defined price of the limit for the trigger or stop loss order.

Description of Accepted Values	Type	Length	Examples
Up to 20 numerical digits in the format xxxxx.yyyyy with a maximum of 5 decimals.	Number	20	58.6

This field identifies the defined price limit for a trigger or stop loss order that causes the order to either enter into the order book or to be withdrawn from the order book. This field shall only be populated if the order condition Data Field (15) is Price Trigger “PTR” or Stop Loss “SLO”.

Data Field (19) Undisclosed volume

No.	Field Identifier	Description
19	Undisclosed volume	The volume that is not disclosed to the market for the order.

Description of Accepted Values	Type	Length	Examples
Up to 20 numerical digits in the format xxxxx.yyyyy with a maximum of 5 decimals.	Number	20	1000

This field identifies the “undisclosed” or “hidden” volume of the order as provided to the organised marketplace. The volume entered in this field is the volume of the order which is not visible to the market. This field applies to those orders that have an order condition Data Field (15) Hidden Volume “HVO” (e.g. Iceberg Orders).

The undisclosed volume of the order shall be expressed in the same unit of measurement in which the quantity or energy volume (delivery capacity) for the contract (reported in Data Field (40)) has been expressed, i.e., same unit of measurement as reported in Data Field (42).

Data Field (20) Order duration

No.	Field Identifier	Description
20	Order duration	The order duration is the time for which the order exists within the system until it is removed / cancelled unless it is executed.

Description of Accepted Values	Type	Length	Examples
DAY = Day GTC = Good Till Cancelled GTD = Good Till Date GTT = Good Till Time SES = Session OTH = Other	Text	3	SES

This field identifies the duration of the order, i.e. the time for which the order exists within the system until it is removed or cancelled unless it is executed. For example, an order can be active during the trading session for the day or until it is cancelled.

DAY = Day: an order which persists for the current day only.

GTC = Good Till Cancelled: an order which persists until the market participant cancels the order or it reaches the system maximum duration.

GTD = Good Till Date: an order which persists until a specified date.

GTT = Good Till Time: order which persists until a specified time and date.

SES = Session: an order which persists only within the current trading session or until gate closure.

OTH = Other: an order duration that has not been identified by one of the existing order duration types. 'Other' shall be adopted only exceptionally.

4.3 Data fields related to contract details

This section includes the following fields:					
Field No.	Field name	Traded on OMP		Traded outside OMP	
		Orders	Trades	BILCONTRACT	EXECUTIONS
21	Contract ID	M	M	DV	DV
22	Contract name	M	M	DV	DV
23	Contract type	M	M	M	M
24	Energy commodity	M	M	M	M
25	Fixing index or reference price	M*	M*	M*	M*
26	Settlement method	M	M	M	M
27	Organised market place ID/OTC	M	M	DV	DV
28	Contract trading hours	M	M	DV	-
29	Last trading date and time	M*	M*	-	-

M = mandatory
O = optional

- = does not apply
 * = conditionally required
 DV = default value specified in TRUM

Data Field (21) Contract ID

No.	Field Identifier	Description
21	Contract ID	The contract shall be identified by using a unique code identifier provided by the market place or counterparties.

Description of Accepted Values	Type	Length	Examples
Up to 50 alphanumeric digits.	Alphanumeric	50	AGHDN15832839

This field identifies the unique contract ID provided by the organised marketplace on which the contract is traded. The contract ID is organised marketplace-specific. The contract ID is needed to link all the orders to a specific contract.

Where an organised marketplace has not yet identified a contract with a unique ID, the Agency believes that the organised market may decide to do so using the following rules:

- a. For auction markets: gate closure (+ commodity + delivery point if the exchange organises more than one commodity and/or delivery points);
- b. For exchange continuous markets: delivery date (or month) + hrs (if needed) (+ commodity and or + delivery point if the exchange organises more than one commodity and /or delivery points);
- c. For Brokers: delivery point + commodity + delivery date (or month) + hrs (if needed).

The examples above are just one way to illustrate how to construct a unique contract ID in those situations where the organised marketplaces have not yet a unique contract ID.

Market participants reporting bilateral contracts traded off-organised marketplaces, back-loading and executions under the framework of non-standard contracts are not expected to submit a contract ID, but only "NA" for 'not available'.

Guidance on reporting contract ID for transactions executed at an organised marketplace

The contract ID of the organised marketplace is required to be reported in order and trade reports executed at OMPs. Market participants or RRM's should not create their contract ID in substitution of the contract ID used by the OMP for the reporting of orders to trade and trades.

The OMP must have only a single contract identifier for the contract for the lifetime of the contract. The contract identifier must be unique and shall not be shared with any other contract. The contract must always be represented using the same contract identifier throughout the lifecycle of the transaction/contract, i.e. up to the date of delivery.

Data Field (22) Contract name

No.	Field Identifier	Description
22	Contract name	The name of the contract as identified by the organised market place.

Description of Accepted Values	Type	Length	Examples
Up to 200 alphanumeric digits.	Alphanumeric	200	XYZ abc day-ahead

This field identifies the name of the contract as identified by the organised marketplace hosting the trading of the contract. The contract name should be unique within a particular organised marketplace, but the same name can also be used by other organised market places.

The contract name should be the same as used by the organised marketplace to advertise the contract in their system to their clients. If market participants delegate third parties to report their records of transactions, including orders to trade placed on organised marketplaces, then reporting parties should ensure accuracy of the reported data by checking the consistency with the parameters originally provided by the organised market place.

Sometimes the contract name and the contract ID may be the same. In this case, both fields should be populated with the same value.

Population of “Contract name” when reporting bilateral contracts traded off-organised market places, back loading of standard contracts and execution under non-standard contracts in Table 1

Market participants reporting bilateral contracts traded off-organised marketplace are expected to report the value of “BILCONTRACT”, “BACKLOADING” or “EXECUTION” according to the trading scenarios available in Annex II.

“BILCONTRACT”: should be reported to identify standard contracts and non-standard contracts (that have a defined price and quantity) that are traded outside the organised marketplaces.

“BACKLOADING”: was reported to identify the reporting of details of wholesale energy contracts which were concluded before the date on which the reporting obligation becomes applicable and remains outstanding on that date shall be reported to the Agency within 90 days after the reporting obligation becomes applicable for those contracts.

Please be aware that the back-loading exercise has expired according to the deadlines as specified in the REMIT Implementing Regulation.

“EXECUTION”: should be reported to identify the reporting of the details of transactions executed within the framework of non-standard contracts, specifying *at least an outright volume and price*.

Data Field (23) Contract type

No.	Field Identifier	Description
23	Contract type	The type of the contract.

Description of Accepted Values	Type	Length	Examples
AU = Auction CO = Continuous FW = Forward style contract FU = Future style contract OP = Option style contract OP_FW = Option on a forward OP_FU = Option on a future OP_SP = Option on spread OP_SW = Option on a swap SP = Spread SW = Swap SWG= Swings OT = Other <u>Applicable for EFPs and EFSs</u> FW_EFP = Forward for Exchange for Physical FW_EFS = Forward for Exchange for Swaps	Text	Up to 5	FW

<p>FU_EFP = Future for Exchange for Physical FU_EFS = Future for Exchange for Swaps</p> <p><u>Applicable only for LNG</u> FW_DES = Forward on DES basis FW_FOB = Forward on FOB basis FU_DES = Future on DES basis FU_FOB = Future on FOB basis OP_DES = Option on DES basis OP_FOB = Option on FOB basis SP_DES = Spread on DES basis SP_FOB = Spread on FOB basis SW_DES = Swap on DES basis SW_FOB = Swap on FOB basis SWG_DES = Swing on DES basis SWG_FOB = Swing on FOB basis</p> <p><u>Applicable only for PPAs</u> SO_PPA = Spot contract concluded under a PPA FW_PPA = Forward contract concluded under a PPA FU_PPA = Future contract concluded under a PPA OP_PPA = Option contract concluded under a PPA SP_PPA = Spread contract concluded under a PPA SW_PPA = Swap contract concluded under a PPA</p>		
--	--	--

This field identifies the type of contract.

For contracts traded in auction or exchange markets, the value of “AU” (for auction) or “CO” (for continuous on exchange) shall be reported respectively, unless the contract type is one of the other type of contracts listed above. If the contract type is not one of the allowed values listed above, e.g. AU to SW, then “OT” (for other) should be used.

For bilateral trades that take place on broker platforms or bilateral trades off-organised market places, “AU” or “CO” should not be used. “FW” (for forward style contract) refers to the forward style which also includes spot transactions. Market participants should not understand forward style as a sort of derivative contract, but as the style of the contract itself, i.e. for physical delivery at a later date.

Physical swaps or spreads are usually executed under two master agreements, and they should be reported as separate contracts. However, where such transaction is represented by *one legal agreement*, then market participants should report it as “SW” for swap contract, or “SP” for spread contract, using one of the examples available in Annex II of the TRUM.

Guidance on reporting Data Field (14) Order type and Data Field (23) Contract type for orders on spreads

When market participants trade period, contract or product spreads, it is considered that the transaction refers to two different master agreements. The order placed should be reported as a spread order (indicated as “SPR” for ‘Spread’ in Data Field (14) Order type). In addition, Data Field (23) for Contract type should be populated with “FW” (in case the underlying contracts are forward contracts). The order may result in a trade, which needs to be linked to the spread order and reported in two trade legs.

It is ACER's understanding that when dealing spread contracts financially settled, transactions are typically represented by *one legal agreement*. In such a case, Data Field (23) Contract type is expected to be populated with "SP" ('Spread').

For details, please consult Annex II of the TRUM.

Guidance on the reporting of Exchange for Physical (EFP) and Exchange for Swaps (EFS)

It is ACER's understanding that exchanges may offer to its clients the possibility to use trade types as Exchange for Physical (EFP) and Exchange for Swap (EFS), standing for:

- Exchange for Physical (EFP) – An EFP is a bilaterally negotiated transaction involving the simultaneous exchange of an Exchange futures position for a corresponding related cash or physical position. In such a transaction the buyer (seller) of the futures transaction is the seller (buyer) of a corresponding amount of the cash commodity, as appropriate, at a price mutually agreed upon.
- Exchange for Swaps (EFS) – An EFS is a bilaterally negotiated transaction involving the simultaneous exchange of an Exchange futures position for a corresponding related OTC swap or other OTC derivative in the same or related product.

Such trades are published on the screen with volume and price. The trade type flag identifies that a trade is a block-, an EFP- or an EFS trade, in order to allow the market to understand the differences in the trade types.

Transactions related to EFP or EFS shall be flagged in field (23) as FU_EFP, FW_EFP, FU_EFS or FW_EFS respectively.

Guidance on reporting the contract type information for LNG supply contracts

As described in Annex VIII of the TRUM, LNG supply contracts/transactions can be concluded based on two distinct delivery terms, i.e. on the basis of DES ('Delivery-ex-ship') or FOB ('Free-on-board'). Therefore, the contract type of the reportable LNG contract/ transaction shall be selected in field (23) with reference to the delivery terms applicable to that contract/transaction.

For more details, please consult Annex II and Annex VIII of the TRUM.

Guidance on the reporting of Power Purchase Agreements (PPAs)

When reporting a non-standard contract concluded under a PPA in Table 2, reporting parties shall populate Data field (13) Contract type with one of the values only applicable for PPAs, e.g. FW_PPA, in order to flag in the report that the contract refers to a PPA. When reporting Executions concluded under the non-standard contracts in Table 1, the same information shall be populated in Data Field (23) in Table 1 on the contract type as indicated in the Table 2 report.

For more information on how to report PPAs, please see the extra guidance box in Data field (13) Contract type of Table 2 and also the reporting examples provided in Annex II of the TRUM.

Data Field (24) Energy commodity

No.	Field Identifier	Description
24	Energy commodity	The classification of the energy commodity.

Description of Accepted Values	Type	Length	Examples
NG = Gas LG = Liquefied natural gas	Text	2	NG

EL = Electricity			
------------------	--	--	--

This field identifies the energy commodity of the product reported which may be natural gas, liquified natural gas or electricity. Other commodities such as emissions rights, coal, oil, etc. are out of scope of REMIT.

Spark spreads involve one leg for the electricity trade and one leg for the gas trade, which has to be reported separately but should be linked by using Data Field (32) Linked Transaction ID. In case of a clean spark spread, the emission leg shall not be reported.

Where one or more elements of a spread is not gas or electricity, only the gas or electricity leg of the spread should be reported. For example, for clean and dirty dark spreads, coal and emissions legs should not be reported. In this case, the electricity trade does not need to be linked to other transactions using Data Field (32).

Data Field (25) Fixing index or reference price

No.	Field Identifier	Description
25	Fixing index or reference price	Fixing index that sets the price for the contract or the reference price for derivatives.

Description of Accepted Values	Type	Length	Examples
Up to 150 alphanumerical digits.	Alphanumeric	150	XYZ abc day-ahead

This field identifies the name of the index used to fix the price of the traded contract as reported by the publisher or the reference price used to settle a derivative. If a fixing index or a reference price is reported in Data Field (25), then Data Field (35) Price should be left empty.

Some contracts are traded on the basis that the price will be fixed by an index value or reference price upon its publication.

Example: Party A trades a day-ahead gas/electricity contract on a broker platform at 11:00 am with fixing index ABCD day-ahead EU gas. The index price will be published later in the day by the ABCD publisher, and that price will be used to settle the contract. Hence, the actual price is not known when the trade is agreed.

For derivatives, this field identifies the name or code (if available) of the underlying used for fixing the price of the traded contract. If a code is available, this field shall contain the code of the ultimate underlying instrument when reporting a transaction in a derivative. For example, a financial swap on two gas future contracts (e.g. two different delivery points) should have the name or the underlying code for the two futures.

As far as the Agency is aware, contracts that reference indexes which are used in order to determine settlement prices are available to the organised marketplaces. Since the Agency does not publish a list of publicly available indexes, the Agency recommends that reporting parties use indexes exactly as reported by the publisher.

If the index is not publicly available, market participants should make best efforts to minimise any discrepancy between the two counterparties when reporting this information.

For derivatives that have not already been reported under EMIR, and therefore reported under REMIT, the following buyer and seller logic should apply. For example, in the case of a fix to floating derivative, if party X buys a swap, then party X pays a fixed price and party Y pays a floating price. This means that party X receives the floating leg and party Y receives the fixed leg. X will be identified as a buyer (B) and Y will be identified as a seller (S).

In the case of a floating-to-floating derivative, if party X buys a swap, party X pays the floating price of the first leg (or index) and party Y pays the floating price of the second leg (or second index). In this case, legs (indexes) should be sorted alphabetically. X will be identified as a buyer (B) and Y will be identified as a seller (S).

Reporting bilaterally agreed index trades in Table 1 and Table 2

Some contracts for physical delivery of gas or electricity (and/or their transportation) are traded on the basis that the price will be fixed by an index value or reference price upon its publication. When these types of contracts are traded bilaterally (i.e. non-standard contracts), market participants should consider the following in order to decide to report their trades with Table 1 or Table 2 of the REMIT Implementing Regulation:

When the price is based on a formula, e.g. by using a combination of indices and fixed parameters, the contract should be reported in Table 2 and the related actual executions should be reported in Table 1.

Example: A market participant buys an electricity forward contract from a counterparty. The contract price is expressed by the following formula/basket index:
50% ELECTRICITY DAILY INDEX BASE SPOT EXCHANGE X + 50% ELECTRICITY MONTH FUTURES BASE EXCHANGE X.

The market participant should report the contract using Table 2, indicating the name of both indices via repeatable Data Field (25) and the price formula in Data Field (15). The price formula should mimic the index reported and provide information as accurately as possible. The related executions shall be reported using Table 1, indicating a numerical value for price and actual quantities.

On the other hand, if the index trade is not subject to a formula but uses only one index or a price differential from an index, Table 1 should be used for the reporting of the contract.

Example: A market participant buys an electricity forward contract from a counterparty. The contract does not have a fixed price, but uses the following formula index:
EUR 2 / MWh + ELECTRICITY DAILY INDEX BASE SPOT EXCHANGE X.

The market participant should report the contract using Table 1 and the value of EUR 2 shall be indicated in Data Field (36) for Index value and Data Field (37) Price currency.

Additional clarifications on the population of Fixing index or reference price in the Table 1 schema

In REMITTable1_V3 schema the element “indexName” is present in the contract, order, and trade sections. Any fixing index adopted for fixing the price of a contract has to be indicated in the contract section of the schema. The purpose of the “indexName” element in the order and trade parts of the schema is to specify to which fixing index the values in the “indexCurrValue” element group refer in cases where more than one fixing index is used for fixing the price of the traded contract. It is not mandatory to populate the “indexName” in the order and trade parts of the schema when there is only one fixing index used to fix the price of the contract.

Data Field (26) Settlement method

No.	Field Identifier	Description
26	Settlement method	Whether the contract is settled physically, in cash, optional or other.

Description of Accepted Values	Type	Length	Examples
P = Physical C = Cash O = Optional for counterparty	Text	1	P

This field identifies the type of settlement for the contract. “P” shall be indicated if the contract is settled physically, and “C” shall be indicated if the contract is settled in cash. “O” shall be indicated if the contract can be physically settled or may be settled in cash at the option of one of the parties.

For contracts such as options on forwards/futures/swaps, the option settles into the underlying forward/future/swap. Since the underlying contract is considered for physical delivery the value of “P” should be reported.

Contracts reportable under REMIT are normally for physical delivery in the EU, but there may also be derivative contracts that are not reported under EMIR and reported under REMIT. Consequently, different types of settlement methods can occur. For further clarification on derivatives not reported under EMIR but reportable under REMIT, please refer to section 3.2.3 of this guidance, and also Annex III to the TRUM.

Data Field (27) Organised market place ID / OTC

No.	Field Identifier	Description
27	Organised market place ID / OTC	In case the market participant uses an organised market place to execute the contract, this organised market place shall be identified by a unique code.

Description of Accepted Values	Type	Length	Examples
LEI	Alphanumeric	20	1234567890abcdefrgf
MIC		4	MICX
ACER code		12	C0643278W.EU
XBIL = Bilateral trade (off-market)		4	XBIL

This field identifies the organised marketplace on which the order was placed, and the trade concluded.

If the order was placed or the trade concluded at an organised marketplace, the organised market place identification field must contain the Legal Entity Identifier (LEI) or, the Market Identifier Code (MIC) or the ACER code as assigned by the Agency at the time of the registration as organised market place.

If the transaction was bilaterally agreed between the two parties and concluded off-organised marketplace, the trade report should indicate “XBIL”.

Data Field (28) Contract trading hours

No.	Field Identifier	Description
28	Contract trading hours	The trading hours of the contract.

Description of Accepted Values	Type	Length	Examples
ISO 8601 time format using UTC time format	Time	n/a	09:00Z/17:00Z

This field identifies the trading timeframe for the contract as set by the organised market place, indicating when a participant can submit orders and when trading can occur. All contract hours shall be reported using UTC time format.

In the case of continuous trading, trading hours are (in general) the opening and closing times of the specific contract along with any additional restrictions in trading times. In such a case, organised market places shall indicate the trading hours in which their clients may place orders and trade in that market: e.g. 09:00Z to 17:00Z or 00:00Z to 24:00Z if no restrictions are imposed by the organised market place.

In the case of exchange traded auction markets, trading hours are in general 00:00Z to 24:00Z unless the exchange has some restrictions on the time from which orders can be placed on a regular day to

the date and time at which orders can no longer be placed, i.e. the last trading date and time (Data Field (29)).

For bilateral trades that occur off-markets, 00:00Z to 24:00Z should be indicated by default.

For reporting EXECUTIONS using Table 1 under the framework of non-standard contracts, this field can be left blank.

Reporting contract trading hours with and without restrictions applied by organised marketplaces

In the Agency’s view the “trading timeframe for the contract” should represent the hours within which the electronic orders are displayed in the screen, e.g. 09:00 to 17:00 if there are restrictions applied by the organised marketplace. If a voice brokered trade takes place outside those trading hours, the contract should be reported with the same hours, but flagged as “voice-brokered” in Data Field (34).

Data Field (29) Last trading date and time

No.	Field Identifier	Description
29	Last trading date and time	The last trading date and time for the reported contract.

Description of Accepted Values	Type	Length	Examples
ISO 8601 date and time format using UTC time format.	Date and Time	n/a	2014-01-29T16:30:00Z

This field identifies the last trading date and time for the contract. The last trading date and time is the last point in time when a market participant can submit orders and when trading can occur. The time shall be reported using UTC time format, thus indicating Z or a time zone offset.

For auction markets (e.g. Day-Ahead or Intraday electricity auctions), specific gate closure times shall be reported. For exchange markets and brokers’ platforms, this is the last date and time when an order can be placed to trade the specific contract as identified in Data Field (21) Contract ID.

If an organised marketplace does not apply a time constraint, this field should be left blank.

As regards bilateral trades which take place outside organised marketplaces, this field shall be left blank.

4.4 Data fields related to transaction details

This section includes the following fields:					
Field No.	Field name	Traded on OMP		Traded outside OMP	
		Orders	Trades	BILCONTRACT	EXECUTIONS
30	Transaction timestamp	M	M	M	M
31	Unique transaction ID	-	M	M	M
32	Linked transaction ID	-	M*	M*	M
33	Linked order ID	M*	M*	-	-
34	Voice brokered	M*	M*	M*	-
35	Price	M*	M*	M*	M

36	Index value	M*	M*	M*	-
37	Price currency	M*	M*	M*	M
38	Notional amount	-	M*	M*	M
39	Notional currency	-	M*	M*	M
40	Quantity/Volume	M*	M*	M*	M*
41	Total notional contract quantity	M*	M	M	M
42	Quantity unit for field 40 and 41	M*	M	M	M
43	Termination date	-	M*	M*	-

M = mandatory
O = optional
- = does not apply
** = conditionally required*

Data Field (30) Transaction timestamp

No.	Field Identifier	Description
30	Transaction timestamp	The date and time of the contract execution or order submission, or their modification, cancellation or termination.

Description of Accepted Values	Type	Length	Examples
ISO 8601 date and time format using UTC time format	Date and Time	n/a	2014-01-29T10:35:56.050Z Or 2014-01-29T12:35:56.050+02.00

This field identifies the transaction timestamp, meaning the time at which the reported event occurred. This field must reflect as accurately as possible the actual time as a string representation of the ISO 8601 date and time format. The timestamp shall always be represented in UTC time format, thus indicating Z or a time zone offset. Transactions that occur in a different time zone have to be converted and represented in UTC time format. In case of coupled markets, the transaction timestamp should reflect the one provided by the centralised coupling system.

For orders placed for continuous markets, the transaction timestamp is the time at which the order is placed or at which any subsequent modification or cancellation of the order occurred. If an order is partially matched in several consecutive steps, these should be reflected also via the timestamp of the order lifecycle events.

For trades concluded on continuously traded contracts, the transaction timestamp is the time at which the linked orders were matched, and trades were created in the market or at which any subsequent modifications or cancellations of the trade transaction occurred.

For orders placed for auction contracts, the transaction timestamp is the time at which the orders were placed and considered for the auction.

For trades in auction markets, the transaction timestamp is the time of the announcement of the auction results or any subsequent modification or cancellation of the trade.

The transaction timestamp reported should reflect the same time granularity as used in organised market places' systems. If an organised marketplace operates in milliseconds the timestamp reported should be in milliseconds granularity. For example, if an order was placed in an order book on

08.10.2019 at 14:45:23.123, exactly the same timestamp should be also reported to the Agency. Any rounding should be strictly avoided.

For bilateral trades, the actual time at which the trade was agreed by the two market participants shall be reported. The timestamp shall be rounded to the nearest minute in the UTC format, e.g. 2014-01-29T10:35Z. However, where market participants are not able to meet the requirement to populate the trading time field with the actual trading time and instead give the time at which the trade is entered into their deal capture systems (when this is not materially different from the actual trading time), market participants should make best efforts to minimise any discrepancy between the actual agreement trading time and the booking time.

With regards to the statement “materially different from the actual trading time”, this shall be assessed on a case-by-case basis.

Where the trading time is not made available to the market participant (e.g. for back-to-back transactions or when market participants do not have access to the markets and the trading time is not available or the trading time is not forwarded by the organised marketplace) the default time of 00:01:00 UTC time must be used. A default time should only be used as a last resort and market participants should take reasonable steps to report the actual time that the trade was concluded. Using this default time will ensure that these transaction reports are included in the Agency’s monitoring, however the accuracy is key to when the information is analysed against the publication of inside information.

Representation of Data Field (30) Transaction timestamp in the electronic format (Table 1 XML Schema)

Data Field (30) Transaction timestamp is represented by the following fields in the schema:

- Transaction timestamp (<transactionTime>)
- Execution timestamp (<executionTime>)
- Original entry time (<originalEntryTime>)

Execution timestamp

Execution timestamp is part of Trade Report. It can be used to indicate that the legally binding execution takes place shortly after the orders have matched. Such an event might occur, for example, when market participants trade bilaterally or over a broker-type organised marketplace and the trades are eventually cleared on exchange.

Please note that <executionTime > should be reported only if different than <transactionTime>.

When <executionTime > is different than <transactionTime>, this can be reported under <executionTime></executionTime> code. For example, for a trade:

```
<transactionTime>2015-06-11T15:58:44.593Z</transactionTime>  
<executionTime>2015-06-11T16:01:15.000Z</executionTime>
```

Please see also “Table1 vs Schema T1 Mapping” document available on the ACER website.

Original entry time

The OrderReport in the schema includes field <originalEntryTime> which shall be used to report orders with a persistent Order ID when the orders are removed from the order book at the end of the day (or trading session) and reintroduced the following day (session):

```
<transactionTime>2015-06-11T09:00:00.000Z</transactionTime> (at the opening)  
<originalEntryTime>2015-06-07T12:39:29.469Z</originalEntryTime> (originally placed)
```

Transaction timestamp in EXECUTIONS reported in Table 1 under the framework of non-standard contracts

When reporting executions using Table 1, the exact transaction timestamps reported by the involved market participants may be different. Therefore, this field should indicate the timestamp when each

market participant confirms the price and the quantity for the particular contract. Since the exact and matching execution time may be not known by the market participants reporting each its own side of the trade, this field should be populated indicating the date only. As the field in the schema is a date-time one, it can be indicated the default time of 00:01:00 UTC.

Transaction timestamp in case of auctions in market coupling

For trades in auction markets, the transaction timestamp is the time of the announcement of the auction results or any subsequent modifications or cancellations of the trade. However, when dealing with auctions in market coupling, the Agency understands that preliminary results of the auction might be shared with market participants before the final global results are published. In such cases, the transaction timestamp refers to the disclosure of the preliminary results carried out by the relevant organised marketplaces (NEMOs) with its market participants. In case the final global result does not differ from the preliminary result, no lifecycle event of the trade is required to be reported.

Data Field (31) Unique transaction ID

No.	Field Identifier	Description
31	Unique transaction ID	Unique identifier for a transaction as assigned by the organised market place of execution or by the two market participants in case of bilateral contracts to match the two sides of a transaction.

Description of Accepted Values	Type	Length	Examples
Up to 100 alphanumeric digits	Alphanumeric	100	1234567890abcdefrgf

This field shall be populated with a unique transaction identifier (UTI) assigned by the organised market in order to allow for the matching of the two sides of a trade. In case of bilateral trades, the UTI shall be agreed and reported by the two market participants.

Generation, dissemination and usage of the UTI

The Agency understands that the UTI reporting requirements under REMIT may be slightly different than requirements set by transaction reporting regimes under other European legislations. The Agency encourages market participants to follow the guidelines set out in this manual for a correct interpretation of how to report the trade UTI under the REMIT transaction reporting regime.

Market participants should bear in mind that it is their obligation to comply with REMIT and it is their obligation to make sure that the Agency receives the correct UTI in the correct format for their transactions as required by the REMIT Implementing Regulation. This should be the unique identifier for a transaction (UTI) as assigned by the organised marketplace or agreed by the two market participants in the case of bilateral contracts to match the two sides of a transaction.

Regardless of whether the trade takes place on an organised marketplace or bilaterally, the buyer and the seller of a trade must report the same UTI for the matched trade.

In a matched trade, there should always be two sides of the trade (reported separately) irrespective of being one-to-one, one-to-many or many-to-many matches. This rule does not apply to auction markets. All transactions have one clearing price, and this is determined by the auction algorithm for all the market participants at the same time. In these particular market segments, all transactions reported by particular market participants shall have a different UTI to distinguish them from each other.

It is crucial that market participants use the UTI generated by the organised marketplace as indicated in the legislation to avoid reporting trades that cannot be matched in the Agency's.

The Agency believes that there are a few UTI generation and dissemination scenarios which need to be considered, namely:

The trade is concluded:	The UTI should be generated by	The trade report is sent to ACER by	Need for MPs to generate the UTI	Lifecycle events reported by
At OMP	The OMP	The OMP or third parties on its behalf	No	Market participants or third parties on their behalf (or OMP if it offers the service)
		Market participants or third parties on their behalf	No	Market participants or third parties on their behalf
Bilaterally	Market participants or third parties on their behalf	Market participants or third parties on their behalf	Yes	Market participants or third parties on their behalf

As far as the Agency is aware, most of the organised market places where wholesale energy products are admitted to trade already have a system in place to generate a UTI, which conforms to the REMIT Implementing Regulation’s requirements, i.e. a unique transaction ID to identify the two sides of the trade.

However, if there are organised markets that do not have such a system, they should put one in place by the time the reporting obligation starts. Article 6(1) of the REMIT Implementing Regulation states that “...The organised market place where the wholesale energy product was executed or the order was placed shall at the request of the market participant offer a data reporting agreement”. In reporting the transaction on behalf of a market participant, the organised market shall provide the Agency with a UTI compliant with the requirements in the REMIT Implementing Regulation and in this user manual.

In summary:

1. For auction markets, each transaction shall have a different UTI generated by the exchange.
2. For continuously traded contracts traded on exchanges, transactions shall identify the buy side and the sell side with the same UTI generated by the exchange, e.g.:
 - (A) matches a trade with (B), both (A) and (B)’s trade reports shall have the same UTI (e.g. 123);
 - (A) matches a trade with (B) and (C), if (A)’s trade report is considered just one execution, then (A), (B) and (C)’s trade reports shall have the same UTI (e.g. 123).
 - If A’s trade with (B) and (C) is split into two trades, then (A) and (B) trade reports shall have the same UTI (e.g. 123) and (A) and (C) shall have the same UTI (e.g. 567) which is different from the (A) and (B) trade report UTI (123).
3. For broker organised marketplaces, the trade reports shall identify the buy side and the sell side with the same UTI generated by the organised market place’s platform.
4. For bilateral trades that take place outside an organised marketplace, the two market participants shall align and assign the same UTI to their trade reports.

The Agency is aware of a few situations where the UTI generation, dissemination and its usage may not be harmonised across organised marketplaces and/or market participants.

If for any reason an organised marketplace does not generate or/and disseminate the UTIs to the market participants, the market participants shall follow the guidance on the generation of the UTI provided below.

In order to facilitate the reporting of bilateral contracts, the Agency has developed and published an ACER algorithm which enables market participants to generate the same UTI from the economic terms of the bilateral trade. Please consult Annex IV to the TRUM.

Therefore, for bilateral trades, the Agency recommends that market participants use the ACER algorithm available in Annex IV to the TRUM, unless:

1. Markets participants agree to submit a UTI which is generated by a publicly available system/guidance. Please refer to Annex IV for the most update-to-date list with the web address of the organisations providing such a system/guidance. In this case, market participants should bear in mind that it is their responsibility to agree on the division of tasks and their timing and submit the same UTI to the Agency; or
2. Market participants may agree on how to generate their UTI: for example, they may agree to accept one of the two parties' UTI generation methods and agree on its dissemination and usage. This is entirely at their discretion how they opt to do it.

In both cases, market participants should bear in mind that it is their responsibility to agree on the division of tasks and their timing and submit the same UTI to the Agency.

Additional guidance on the UTI when reporting EXECUTIONS in Table 1 under the framework of non-standard contracts

Stakeholders have proposed the requirement to assign a unique identification code to each execution report in Data Field (31) Unique Transaction ID of Table 1.

This requirement enables reporting of lifecycle events related to these transaction reports.

The UTI can be any identifier the market participant prefers, as long as it is unique for that market participant and not used for other execution reports. It could be, for example, any progressive unique number for the market participant who is reporting the execution, or the identifier available in their deal capturing systems.

There is no expectation that the buyer and seller unique number for the execution match.

For further guidance on UTI and the UTI generator tool, please see Annex IV to the TRUM.

Guidance on “Additional unique transaction info” field

Data Field (31) Unique transaction ID is represented by the following fields in the schema: Unique transaction ID and Additional UTI info. The *AdditionalUtilInfo* field can be used to report the EIC Y code for a delivery point or zone in a non-EU country.

For example, if a trade is a cross border trade referring to an EU delivery point or zone and the Swiss delivery point or zone (or any other non-EU delivery point or zone), then the organised marketplace *may* report the EIC Y code for the non-EU country delivery point or zone in the “Additional unique transaction info” field. It should be noted that reporting EIC Y code for delivery point or zone in the non-EU country is not a REMIT requirement.

The Agency is aware that REMIT market participants reporting trades (concluded at OMPs) through third parties may not possess this information and may therefore not be able to report the EIC Y code for the non-EU country delivery point or zone.

Data Field (32) Linked transaction ID

No.	Field Identifier	Description
-----	------------------	-------------

32	Linked transaction ID	The linked transaction identifier must identify the contract that is associated with the execution.
----	-----------------------	---

Description of Accepted Values	Type	Length	Examples
Up to 100 alphanumeric digits.	Alphanumeric	100	1234567890abcdefrgf

This field indicates if two or more transactions are linked to each other or execution transactions within the framework of non-standard contracts are linked to the non-standard contract. The value populated in this field is the UTI as defined by the Data Field (31) for standard contracts or Data Field (11) of Table 2 for non-standard contracts. The linked transaction ID shall be used in the following scenarios:

1. When a trade occurs across multiple contracts due to the nature of the contracts, e.g. a contract which is a spread of two or more contracts falling under the scope of REMIT. The trade for each contract is to be reported and the different trades are to be linked to each other when they are executed simultaneously on the organised marketplace.

Examples:

2.
 - a. Clean and dirty spark spreads for a trade that involves electricity and gas: the two trades are reported separately, with one leg for the electricity and one leg for the gas trade. The two legs should be linked together through the Linked transaction ID field.
 - b. Physical swaps for a trade that involves two gas or electricity trades: a geographical physical swap involves two trades, e.g. selling gas in a particular delivery point and buying it at another delivery point. Both trades have to be reported separately and linked together through this field if they are traded simultaneously.
3. When a transaction is an execution within the framework of a non-standard contract, the details of the transaction specifying at least an outright volume and price shall be reported and linked to the non-standard Contract ID (Data Field (11) of table 2).
4. When an option is exercised, then the resulting transactions should be reported and linked to the option via this field.
5. For reporting sleeve trades, Data Field (32) Linked Transaction ID shall be used in order to report the UTI of the linked sleeve trade report. Please refer to Annex II to the TRUM for examples on reporting sleeve trades.

Data Field (33) Linked order ID

No.	Field Identifier	Description
33	Linked order ID	The linked order identifier must identify the order that is associated with the execution.

Description of Accepted Values	Type	Length	Examples
Up to 100 alphanumeric digits.	Alphanumeric	100	1234567890abcdefrgf

This field identifies the order that is associated with the concluded trade. The linked order ID shall be used in the following scenarios:

- When an order is matched, the trade report should contain the field “Linked Order ID” to identify the order that resulted in the trade; and
- When an order has a special condition that links the order to another order, e.g. the order type is a block or exclusive order.

Reporting Linked order ID in a trade report in case of bilateral trading off-organised marketplace

The Agency is aware that there are cases when a standard contract is admitted to trading at a spot market, but the contract was traded bilaterally between two market participants of the spot market and it has been sent to spot market system for clearing. In this case, the trade takes place on an exchange without orders on screen (e.g. cleared), and this trade should be reported as any other trade that takes place on exchange. Data Field (33) Linked order ID should be reported with the value of "NA" to indicate that there was not any order visible to the market.

Reporting exchange traded contracts when orders and trades are placed/executed on two different organised marketplaces

In case of exchange traded contracts, if the trade takes place on an exchange with orders to trade placed on the broker-type organised marketplace, there is no expectation that the order report and the trade report are linked together as they were placed first and executed after on two different organised marketplaces. This implies that in this specific case Data Field (33) should be left blank in the trade report.

Data Field (34) Voice-brokered

No.	Field Identifier	Description
34	Voice-brokered	Indicates whether the transaction was voice brokered, "Y" if it was, left blank if it was not.

Description of Accepted Values	Type	Length	Examples
Y = YES	Text	1	Y

This field identifies if the transaction was voice brokered. If the transaction was voice brokered, this field shall be populated with "Y". If the transaction was not voice-brokered, this field should be left blank, meaning that the schema element "voiceBrokered" shall be left empty.

Data Field (35) Price

No.	Field Identifier	Description
35	Price	The price per unit.

Description of Accepted Values	Type	Length	Examples
Up to 20 numerical digits in the format xxxxx.yyyy with a maximum of 5 decimals.	Number	20	53.45

This field identifies the agreed price per one unit of energy as expressed per unit of time in Data Field (40).

For example: an hourly electricity contract is reported by indicating the total units of energy as 50 (indicated in field 40), the unit of measurement as MWh/h (indicated in Data Field 42 for Data Field 40), and Data Field (35) is populated with 53.45 with a price currency expressed in EUR (indicated in field 37). This implies that the price for 1 MWh of electricity is 53.45 EUR.

In the case of options, this field represents the premium, while, in the case of orders, this field represents the bid or offer price for that order.

If the price of the trade/contract is set by a fixing index or a reference price indicated in Data Field (25), this field should be left blank.

If a price/time interval is specified in Data Field (57), this field shall be left blank.

In case of spreads, this field should be populated with the spread value only for the leg for which the spread applies with positive sign.

In case of MAR and MTL order types, this field shall be left blank.

The trading examples in Annex II explain in which circumstances this field should not be reported.

Clarification on how to interpret the unit of measurement for quantity and total notional contract quantity in relation to the price field

If the price is expressed in a certain currency (e.g. EUR) in Data Field (37), then, depending on the quantity unit reported in Data Field (42) for Data Field (40), the unit of measurement for Data Field (35) Price shall be interpreted the following way:

Quantity units reported in Data Field (42) for Data Field (40)	Interpretation of the unit of measurement related to the price reported in Data Field (35)
KW KWh/h KWh/d	EUR/kWh
MW MWh/h MWh/d	EUR/MWh
GW GWh/h GWh/d	EUR/GWh
Therm/d	EUR/Therm
KTherm/d	EUR/kTherm
MTherm/d	EUR/MTherm
cm/d	EUR/cm
tcm/d	EUR/tcm
mcm/d	EUR/mcm
Btu/d	EUR/Btu
MMBtu/d	EUR/MMBtu
MJ/d	EUR/MJ
100MJ/d	EUR/100MJ
MMJ/d	EUR/MMJ
GJ/d	EUR/GJ

Reporting a trade with negative price

In certain cases, market participants may enter into a trade with a negative price. If the price of the trade is negative, price Data Field (35) should be reported with a negative number.

Data Field (36) Index value

No.	Field Identifier	Description
36	Index value	The value of the fixing index.

Description of Accepted Values	Type	Length	Examples
Up to 20 numerical digits in the format xxxxx.yyyy with a maximum of 5 decimals.	Number	20	+/- 0.02

This field identifies the value of the fixing index indicated in Data Field (25). The index value represents the value of the index at the time the contract was traded.

In order to fix the price of the trade, market participants often agree on a difference (+/-) from the fixing index price that will be published after the trade occurs, e.g. by the end of the particular day or month.

In case there is no difference from the fixing index price and:

- the value of the fixing index is not known when the contract is traded, this field shall be left blank.
- the value of the fixing index is known when the contract is traded, this value is to be reported in this field.

In case there is a difference from the fixing index price, field (36) shall be populated with:

- the agreed price differential from the fixing index, including the positive (+) or negative (-) sign respectively (e.g. +0.05).

The agreed difference (+/-) from the fixing index value may be expressed in currency (e.g. +/- EUR 0.05) or in percentage terms (e.g. +/- 0.1 %). If the price differential is reported in percentage terms, then the value "PCT" shall be used in Data Field (37) Price currency. In REMITTable1_V3 schema, "PCT" shall be indicated in the dedicated elements in the order and trade parts of the schema "indexCurrency".

For further guidance and examples on the reporting of transactions where an index or reference price is used to fix the price of the traded contract, please refer to Data Field (25).

Data Field (37) Price currency

No.	Field Identifier	Description
37	Price currency	The manner in which the price is expressed.

Description of Accepted Values	Type	Length	Examples
ISO 4217 Currency Code and additional accepted values with 3 alphabetical digits: BGN=Bulgarian lev CHF=Swiss franc CZK=Czech koruna DKK=Danish krone EUR=Euro EUX=Euro cent GBX=Penny sterling GBP=Pound sterling HUF=Hungarian forint ISK=Icelandic króna NOK=Norwegian krone PCT=Percentage PLN=Polish złoty RON=Romanian new leu SEK=Swedish krona/kronor USD=U.S. dollar OTH=Other	Text	3	EUR

This field identifies the currency to be considered for the unit of measurement of the value indicated in Data Field (35) Price. As the value indicated in Data Field (35) indicates the price per unit of energy, the unit of measurement of the price refers to values indicated in Data Field (37) Price currency and Data Field (42) Quantity unit for field with reference to Data Field (40) per one unit of time.

Example:

If Data Field (37) populated with EUR and Data Field (42) for Data Field (40) populated with MWh/h, the unit of measurement of the value reported in Data Field (35) is intended to be expressed in EUR/MWh.

If the transaction is priced as a percent of the value of the fixing index (e.g. +/- 0.1 %), this field should be reported as "PCT" for percentage.

If Data Fields (35) Price and (36) Index value are blank, this field should be left blank.

Guidance on reporting price currency for transactions where the contract is advertised by the OMP

Reports for orders and trades concluded at OMPs should be reported in the unit as advertised by the OMP. If market participants decide to report their transactions through third parties (e.g. RRM's), they should indicate the same currency as advertised by the OMP for that contract.

Data Field (38) Notional amount

No.	Field Identifier	Description
38	Notional amount	Value of the contract.

Description of Accepted Values	Type	Length	Examples
Up to 20 numerical digits in the format xxxxx.yyyyy with a maximum of 5 decimals.	Number	20	53450.00

This field identifies the total notional amount value of the trade. In case the notional amount is provided by the OMP, this field shall be populated with the value as provided by the OMP.

The notional amount should be calculated using the following formula:

Notional amount = Price x Volume x Number of periods, where:

- Price is the defined as the price of the volume as per Data Field (35)
- Volume is the quantity of energy as per Data Field (40)
- Number of periods is the number of times that quantity is delivered (as derived from the delivery profile)

This can also be calculated using the following formula:

Notional Amount = Price x Total notional contract quantity where:

- Price is the defined as the price of the volume as per Data Field (35)
- Total notional contract quantity is the quantity of energy as per Data Field (41)

For example, a contract traded for a price of 50 EUR/MWh for a volume of 100 MW delivered for 24h (hours) has the following notional amount:

$$50\text{EUR/MWh} \times 100\text{MW} \times 24\text{h} = \text{EUR } 120,000$$

or for a monthly contract:

$$50\text{EUR/MWh} \times 100 \text{ MW} \times 24\text{h/day} \times 30\text{days} = \text{EUR } 3,600,000$$

Index trades may not have a value for the contract as this type of contract may not have a fixed price available at the time of the trade. Such trades may also include a differential from the published index value which is not available to the organised marketplace. For example, + EUR 0.05 or -0.1%.

The index value may be published after the trading hours or in some cases days/weeks/months after the trade, e.g. a month forward on an index where market participant buys gas three months ahead from the trading date (a forward). The price of that forward will be set the day before the delivery starts based on the front month average price of the month before the delivery takes place. For example, a trade occurs in April for the delivery in July; the average front month (July) price in June is calculated on 30 June and the delivery starts on 1 July at the price of the average front month (July) price in June.

This field should be left blank for trades that do not have a known price at the time of the trade. The same applies to any contracts which have a floating leg, e.g. gas/electricity financial swaps not reported under EMIR but reportable under REMIT. For example: in April, market participant (A) enters into an electricity financial swap contract for the month of July. Market participant (A) is the seller of the swap. Market participant (A) sells the forward fixed leg in April, and it buys the spot price (based on a reference price) in July. For the fixed leg, the forward price is known today, but the spot price is not known until the end of July. In this case, this field should be left blank.

In some cases (e.g. trade at settlement), reporting parties may be able to calculate the notional amount of the trade and populate field (38) by the time the REMIT reporting of the trade is due. Such information always provides an added value to the transaction record.

For the calculation of the notional amount for options, the notional amount calculation should use the option strike price and not the option premium.

For orders and their lifecycle events, this field is not expected to be reported.

Guidance on reporting notional amount if the price of the trade is negative

Data Field (38) Notional amount should always be reported in absolute value even if Data Field (35) Price is reported with a negative number.

Data Field (39) Notional currency

No.	Field Identifier	Description
39	Notional currency	The currency of the notional amount.

Description of Accepted Values	Type	Length	Examples
ISO 4217 Currency Code and additional accepted values with 3 alphabetical digits: BGN = Bulgarian lev CHF = Swiss franc CZK = Czech koruna DKK = Danish krone EUR = Euro EUX = Euro cent GBX = Penny sterling GBP = Pound sterling HUF = Hungarian forint ISK = Icelandic króna NOK = Norwegian krone PCT = Percentage PLN = Polish złoty RON = Romanian new leu SEK = Swedish krona/kronor USD = U.S. dollar OTH = Other	Text	3	EUR

This field identifies the currency for the value indicated in Data Field (38) Notional amount. The notional currency shall be provided in the unit as stored in the system of the reporting party.

However, reporting parties may want to report in a major unit e.g. EUR rather than EUX for euro cent. The reason for reporting the major unit is to avoid unnecessarily large values. For example, that the price for NBP is quoted in pence per therm, but the notional value of the contract may be much bigger, e.g. a gas year forward is 365 days so it may be more appropriate to have GBP 1,000,000 rather than GBX 100,000,000.

If Data Field (38) Notional amount is blank, this field should be left blank.

Data Field (40) Quantity/Volume

No.	Field Identifier	Description
40	Quantity/Volume	Total number of units included in the contract or order.

Description of Accepted Values	Type	Length	Examples
Up to 20 numerical digits in the format xxxxx.yyyyy with a maximum of 5 decimals.	Number	20	100

This field identifies the quantity or energy volume (delivery capacity) for the contract, i.e. the contract size or clip size. The value that shall be reported in this field is the volume per time unit, e.g. the number of MWh/h or therm/day.

For example, consider the two scenarios: market participant A sells 10 MW of electricity at 50 EUR/MWh on the day-ahead market, whilst market participant B sells 10 therms of gas at 50 EUR/therm on the day-ahead market. In both scenarios, the value of 10 should be reported in this field. The same applies if the contract is an hourly or monthly delivery contract.

In case of orders, this field is intended to represent the visible quantity on the order book. Hence, if a hidden quantity is present (e.g. iceberg orders), then the overall quantity of the order should be derived as:

Data Field (19) Undisclosed Volume + Data Field (40) Quantity/Volume

If delivery capacity is specified in Data Field (55) Delivery capacity, the Data Field (40) Quantity/Volume shall be left blank. Please refer to the trading scenarios in Annex II.

Data Field (41) Total notional contract quantity

No.	Field Identifier	Description
41	Total notional contract quantity	The total number of units of the wholesale energy product.

Description of Accepted Values	Type	Length	Examples
Up to 20 numerical digits in the format xxxxx.yyyyy with a maximum of 5 decimals.	Number	20	1000

This field identifies the total notional contract quantity of the transaction including orders to trade.

The total notional contract quantity should be calculated using the following formula:

Total notional contract quantity = Volume x Number of periods, where:

- Volume is the quantity of energy as per Data Field (40) Quantity/Volume or Data Field (55); Delivery capacity; and
- Number of periods is the number of times that quantity is delivered (as derived from the delivery profile).

The total notional contract quantity shall always be calculated based on the information on the volume and number of periods as provided in the respective transaction (i.e. order and trade) report. This implies that the total notional contract quantity of an order shall change accordingly if any components of the above formula (i.e. the volume as defined in Data Field (40) and/or the number of periods) is being modified throughout the lifecycle of the order. This also implies that that the total notional contract quantity of the trade resulting from the matched order might differ from the total notional contract quantity of the order originally placed.

For example, a contract traded for a volume of 50 MW and delivered for 24h would have the following Total notional contract quantity:

$$50 \text{ MW} \times 24 \text{ h} = 1,200 \text{ MWh}$$

or for a monthly contract:

$$50 \text{ MW} \times 24 \text{ h/day} \times 30\text{days} = 36,000 \text{ MWh}$$

Continuing this example, if the above contract was for delivery for 10h, the Total notional contract quantity would be 500 MWh (50 MW x 10 h), however if the contract for delivery was for 10h for 30 days, then the Total notional Contract Quantity would be 15,000 MWh (50 MW x 10 h/day x 30 days).

Data Field (42) Quantity unit for fields 40 and 41

No.	Field Identifier	Description
42	Quantity unit for field 40 and 41	The unit of measurement used for fields 40 and 41.

Description of Accepted Values	Type	Length	Examples
<p><u>For field 40:</u></p> KW KWh/h KWh/d MW MWh/h MWh/d GW GWh/h GWh/d Therm/d KTherm/d MTherm/d cm/d mcm/d tcm/d Btu/d MMBtu/d MJ/d 100MJ/d MMJ/d GJ/d	Text	2 to 8	MW
<p><u>For field 41:</u></p> KWh MWh GWh			

Therm KTherm MTherm cm tcm mcm Btu MMBtu MJ MMJ 100MJ GJ			
---	--	--	--

This field identifies the unit used for the reported quantity in Data Field (40) Quantity/Volume and Data Field (41) Total notional contract quantity. Since the units for Data Field (40) and Data Field (41) differ, the two different quantity units should be provided according to the above list.

Reporting quantity units for transactions concluded at an organised marketplace

The Agency stresses that for Data Field (40) Quantity/Volume, reports for orders to trade and trades concluded at OMPs should be reported in the unit as advertised by the OMP. If market participants decide to report their transactions through third parties (e.g. RRM), they should indicate the same unit as the one advertised by the OMP for that contract.

With regards to Data Field (41) Total notional contract quantity, it is possible that reporting parties report the information in major unit, e.g. MWh or kWh (but not MWh instead of GJ).

Data Field (43) Termination date

No.	Field Identifier	Description
43	Termination date	Termination date of the reported contract. If not different from delivery end date, this field shall be left blank.

Description of Accepted Values	Type	Length	Examples
ISO 8601 date and time format using UTC time format	Date and Time	10	2014-07-31T00:00:00Z

This field identifies the termination date of the contract, where the contract is terminated before the end of the previously reported delivery period (i.e. early-termination). In this case, a cancellation lifecycle report has to be submitted with the termination date of the contract in this field.

Please consult Annex VII to the TRUM available on the ACER website.

Example:

In June, market participant A and market participant B traded a monthly forward for the month of July. During the delivery period, the market participants agree to terminate the contract on 25 July instead of the original delivery end date of 31 July. In this case, a cancellation lifecycle event shall be reported, indicating the date of 25 July in Data Field (43) Termination date. Data Field (30) Transaction timestamp should instead report the time and date of the agreement on the termination of the contract.

4.5 Data fields related to option details

This section includes the following fields:			
Field No.	Field name	Traded on OMP	Traded outside OMP

		Orders	Trades	BILCONTRACT	EXECUTIONS
44	Option style	M*	M*	M*	-
45	Option type	M*	M*	M*	-
46	Option exercise date	M*	M*	M*	-
47	Option strike price	M*	M*	M*	-

M = mandatory
O = optional
- = does not apply
** = conditionally required*
DV = default value specified in TRUM

Data Field (44) Option style

No.	Field Identifier	Description
44	Option style	Indicates whether the option may be exercised only at a fixed date (European and Asian style), a series of pre-specified dates (Bermudan) or at any time during the life of the contract (American style).

Description of Accepted Values	Type	Length	Examples
A = American B = Bermudan E = European S = Asian O = Other	Text	1	B

This field identifies the option style, usually defined by the dates on which the option may be exercised: American, European, Bermudian, Asian or other style.

An American style option can be exercised anytime during its life allowing option holders to exercise the option at any time prior to and including its maturity date. A European style option can only be exercised at the maturity date. A Bermudian style option can only be exercised on specified dates indicated in Data Field (46) Option exercise date.

Reporting parties should refer to financial markets in order to identify the option style they are reporting. The reporting of exotic option styles such as binary, barrier, window options, etc., if traded at organised marketplaces, should be reported with the value of "O".

Data Field (45) Option type

No.	Field Identifier	Description
45	Option type	Indicates whether the option is a call, put or other.

Description of Accepted Values	Type	Length	Examples
P = Put C = Call O = Other	Text	1	C

This field identifies the type of right the option holder owns. "P" shall be indicated if the option is a put option and "C" shall be indicated if the option is a call option. If the option holder owns a type of right different from put or call, the value "O" for other shall be reported in this field.

Reporting parties should refer to financial markets in order to identify the option type they are reporting.

Data Field (46) Option exercise date

No.	Field Identifier	Description
46	Option exercise date	The date or dates when the option is exercised. If more than one, further fields may be used.

Description of Accepted Values	Type	Length	Examples
ISO 8601 date format. Multiple rows if needed.	Date	10	2014-01-29

This field identifies the date at which the option holder has the right, but not the obligation, to buy or sell the commodity or underlying instrument at a specified price on or before a specified date. In the case of an American, European or Asian option style, one exercise date is reported. In the case of a Bermudian option style, several dates may be reported.

Reporting parties should refer to financial markets in order to report correctly the exercise date/dates.

Data Field (47) Option strike price

No.	Field Identifier	Description
47	Option strike price	The strike price of the option.

Description of Accepted Values	Type	Length	Examples
Up to 20 numerical digits in the format xxxx.yyyyy with a maximum of 5 decimals.	Number	20	125.98

This field identifies the price at which the owner of the option can buy (in the case of a call option) or sell (in the case of a put option) the energy commodity as indicated in the option contract.

4.6 Data fields related to delivery profile

This section includes the following fields:					
Field No.	Field name	Traded on OMP		Traded outside OMP	
		Orders	Trades	BILCONTRACT	EXECUTIONS
48	Delivery point or zone	M	M	M	M
49	Delivery start date	M	M	M	M
50	Delivery end date	M	M	M	M
51	Duration	M	M	M	M
52	Load type	M	M	M*	M
53	Days of the week	M*	M*	M*	-
54	Load delivery intervals	M	M	M	M
55	Delivery capacity	M*	M*	M*	-
56	Quantity unit used in field 55	M*	M*	M*	-

57	Price/time interval quantity	M*	M*	M*	-
<p><i>M = mandatory</i> <i>O = optional</i> <i>- = does not apply</i> <i>* = conditionally required</i> <i>DV = default value specified in TRUM</i></p>					

Data Field (48) Delivery point or zone

No.	Field Identifier	Description
48	Delivery point or zone	EIC code(s) for the delivery point(s) or market area(s).

Description of Accepted Values	Type	Length	Examples
EIC code, 16 characters alphanumeric code.	Alphanumeric	16	10YCB-EUROPEU--8

This field should indicate the EIC Y, Z or W code to identify the delivery point for the contract.

Example: A contract for the supply of gas at the TTF will report the EIC Y code to identify that balancing area.

However, since gas can also be delivered at the interconnection point, then the EIC Z code for that interconnector may be indicated.

Contracts for the supply of gas may also be delivered at a gas storage facility or an LNG terminal. In that case the EIC W code for that facility shall be reported.

For additional guidance on how to correctly report delivery point or zone, please refer to Annex VI to the TRUM and the List of Accepted EICs attached to the Annex.

Data Field (49) Delivery start date

No.	Field Identifier	Description
49	Delivery start date	Start date of delivery.

Description of Accepted Values	Type	Length	Examples
ISO 8601 date format	Date	10	2014-01-01

This field identifies the date at which the delivery of the commodity starts as specified in the contract. This fields should refer to the local date and time. This applies for all the data fields related to delivery profiles.

Data Field (50) Delivery end date

No.	Field Identifier	Description
50	Delivery end date	End date of delivery.

Description of Accepted Values	Type	Length	Examples
ISO 8601 date format	Date	10	2014-03-31

This field identifies the date at which the delivery of the commodity ends as specified in the contract. This fields should refer to the local date and time. This applies for all the data fields related to delivery profiles.

Data Field (51) Duration

No.	Field Identifier	Description
51	Duration	The duration of the delivery period.

Description of Accepted Values	Type	Length	Examples
N=Minutes H=Hour D=Day W=Week M=Month Q=Quarter S=Season Y=Annual O=Other	Text	1	M

This field identifies the duration of the delivery period. This is a generic representation of the contract, i.e. it does not specify the exact dates and times of the contract, but the common usage terms of the delivery period. For example, it refers to the contract as a month contract or any other duration as specified in the table reported above without specifying the exact start and end date and time of a month contract.

This field does not provide the exact duration of the contract, as this should be deducted from the Load delivery intervals, Delivery Start Date and Delivery End Date fields, except for quarterly, seasonal and annual contracts. For example, if a contract has one hour of delivery on a daily basis for one month, field Duration should be populated with 'M' (Month). If a contract has a delivery in one day for 15 minutes, field Duration should be populated with 'N' (Minutes). The indication 'N' will not distinguish between 15- and 30-minutes delivery, as these will have to be distinguished via the Load delivery intervals field.

Additional examples on the population of the Duration field are reported in the Annex II.

Data Field (52) Load type

No.	Field Identifier	Description
52	Load type	Identification of the delivery profile (base load, peak load, off-peak, block of hours or other).

Description of Accepted Values	Type	Length	Examples
BL=Baseload PL=Peakload OP=Off-Peakload BH=Hour/BlockHours SH=Shaped GD=GasDay OT=Other	Text	2	BL

This field identifies the delivery profile (base load, peak load, off-peak, block of hours or other) of the contract. The load type should be defined as per the definition of the organised marketplace or as indicated in the contract in case of bilateral trades.

Data Field (53) Days of the week

No.	Field Identifier	Description
53	Days of the week	The days of the week of the delivery

Description of Accepted Values	Type	Length	Examples
MO=Monday TU=Tuesday WE=Wednesday TH=Thursday FR=Friday SA=Saturday SU=Sunday XB=Excluding bank holidays IB=Including bank holidays WD=Week days WN=Weekend	Text	2 to 6	MO Or a combination like: MOtoWE Or WN

This field identifies the days of the week that the commodity (gas or electricity) is delivered. This field does not apply to hourly or daily delivery contracts. This field applies to contracts for the delivery of the product when the delivery is repeated over a number of set days.

If the delivery takes place every day of the indicated delivery period, this field shall be left blank.

Examples:

- A monthly peak electricity forward contract must indicate that the delivery takes place from Monday to Friday during the month of the delivery, by populating the field with “WD”.
- An hourly, block of hours or a day-ahead base load contract will not require reporting of this field, unless for delivery over a number of set days.

Reporting bank holidays and combinations of days of the week

“XB” for ‘Excluding bank holidays’ indicates that on Bank Holidays that profile does not apply and it is excluded. “IB” indicates that on Bank Holidays the same profile applies. In order to correctly use “XB” and “IB”, the field <daysOfTheWeek> </daysOfTheWeek> has to be reported twice in order to indicate the exclusion or inclusion of Bank Holidays. For example:

For “XB”:

```
<deliveryProfile>
  <daysOfTheWeek>MOtoFR</daysOfTheWeek>
  <daysOfTheWeek>XB</daysOfTheWeek>
  <loadDeliveryStartTime>08:00:00</loadDeliveryStartTime>
  <loadDeliveryEndTime>20:00:00</loadDeliveryEndTime>
</deliveryProfile>
```

For “IB”:

```
<deliveryProfile>
  <daysOfTheWeek>SAtoSU</daysOfTheWeek>
  <daysOfTheWeek>IB</daysOfTheWeek>
  <loadDeliveryStartTime>00:00:00</loadDeliveryStartTime>
  <loadDeliveryEndTime>00:00:00</loadDeliveryEndTime>
</deliveryProfile>
```

For electricity delivery profiles that start at 23:00 on Sunday and delivery ends at 23:00 on Friday, this should be reported as SUtoFR from 23:00 to 23:00

```
<deliveryProfile>
  <daysOfTheWeek>SUtoFR</daysOfTheWeek>
  <loadDeliveryStartTime>23:00:00</loadDeliveryStartTime>
  <loadDeliveryEndTime>23:00:00</loadDeliveryEndTime>
</deliveryProfile>
```

The profile WD from 23:00 to 23:00, presented below, would not represent the same profile and it should not be used for the case described above. The WD from 23:00 to 23:00 should be reported as:

```
<deliveryProfile>
  <daysOfTheWeek>WD</daysOfTheWeek>
  <loadDeliveryStartTime>23:00:00</loadDeliveryStartTime>
  <loadDeliveryEndTime>23:00:00</loadDeliveryEndTime>
</deliveryProfile>
```

This indicates that the delivery occurs from MO at 23:00 until FR at 23:00

Data Field (54) Load delivery intervals

No.	Field Identifier	Description
54	Load delivery Intervals	Time interval for each block or shape.

Description of Accepted Values	Type	Length	Examples
Time interval expressed in local time of the delivery point/area in the format of HH:MM:SS	Time	n/a	10:00:00/11:00:00

This field identifies the load intervals for the delivery of the product and shall be expressed in local time at the delivery point or zone.

If the delivery intervals are the same for the entire duration of the contracts, e.g. an electricity peak load contract for delivery 08:00:00 to 20:00:00 or an electricity off-peak contract for delivery 00:00:00 to 08:00:00 and 20:00:00 to 00:00:00, the delivery intervals for each single day of the delivery shall not be reported as these will be the same for the entire duration of the contract.

Representation of Load delivery intervals in the electronic format

In the electronic format, Data Field (54) Load delivery intervals is represented in *deliveryProfileDetails* (in *contractList*) as `<loadDeliveryStartTime>` and `<loadDeliveryEndTime>`, and also in *priceTimeIntervalQuantityDetails* (in *TradeList* and *OrderList*) as `<intervalStartTime>` and `<intervalEndTime>`.

In case of reporting the same price and quantity (Data Fields 35 and 40) for each load delivery interval (Data Field 54), elements `<loadDeliveryStartTime>` and `<loadDeliveryEndTime>` shall be populated in the electronic format. In case of reporting different price and/or quantity for each load delivery interval (by using Data Fields 57 and 54), elements `<intervalStartTime>` and `<intervalEndTime>` shall be populated.

Guidance on reporting delivery start and end time when the delivery starts or ends at the beginning or end of the day (reportable time format for midnight)

According to the ISO 8601 standard and the electronic format of the Agency, in the Agency’s view when the time refers to midnight, it may be represented in the following formats: 00:00:00, 24:00:00 or 23:59:59. These formats have the same meaning, i.e. they refer to the same point in time. However, depending on whether a start time or an end time has to be reported for delivery intervals, different formats shall be adopted.

Reporting parties should be aware that time format 23:59:59 and 24:00:00 should not be reported for delivery start time, but only for delivery end time (23:59:59 is the preferred option). For delivery start time, 23:59:59 or 24:00:00 on Day X should be reported as 00:00:00 on Day X+1.

More specifically:

When trading electricity, delivery start time should be reported as 00:00:00 on Day X if the delivery starts at the beginning of Day X. For delivery end time for an electricity contract, if the delivery ends at midnight of Day X or any other day, the preferable option to report is 23:59:59 (otherwise 24:00:00) on Day X or any other day. For example, a typical yearly electricity baseload contract, where the delivery starts at the beginning of 2017-01-01, the delivery start date and time should be populated with 2017-01-01 00:00:00. The delivery end date and time should be populated with 2017-12-31 23:59:59 (preferred option) or 2017-12-31 24:00:00.

Delivery start time for a gas day should be reported as 06:00:00 on Day X, and delivery end time should be reported as 06:00:00 or 05:59:59 on Day X+1. For example, for a gas within-day contract where the delivery starts on 2017-08-01 at 06:00:00, the delivery start date and time should be populated with 2017-08-01 06:00:00. The delivery end date and time should be populated with 2017-08-02 06:00:00 or 2017-08-02 05:59:59.

For one load delivery interval with constant price and quantity, irrespective of for how long the delivery lasts within that load deliver interval, only one load delivery start time (i.e. when the load delivery starts) and only one load delivery end time (i.e. when the load delivery ends) shall be reported (please see the example for a gas within-day contract explained above).

Delivery profiles to be reported in local time

Delivery profiles shall be reported in local time e.g. 00:00 to 24:00, therefore “00:00Z to 24:00Z” format is not valid for delivery periods.

In case of long clock change, as there is no unique identification of the traded period, reporting parties shall report twice the same interval. The Agency will then consider in chronological order the two intervals reported and thus referred to, respectively, the third and fourth hour of the day.

Example of Data Field (54) reported on the long clock change:

- 00:00/01:00 – first hour
- 01:00/02:00 – second hour
- 02:00/03:00 – third hour
- 02:00/03:00 – fourth hour

Data Field (55) Delivery capacity

No.	Field Identifier	Description
55	Delivery capacity	The number of units included in the transaction, per delivery time interval.

Description of Accepted Values	Type	Length	Examples
Up to 20 numerical digits in the format xxxxx.yyyy with a maximum of 5 decimals.	Number	20	10

This field identifies the delivery capacity for each delivery interval if the delivery capacity is different for each delivery interval reported in Data Field (54) Load delivery intervals. If the delivery capacity is the same for each delivery interval, then this field should be left blank, and the delivery capacity should be reported in Data Field (40) Quantity/Volume.

Data Field (56) Quantity unit used in field 55

No.	Field Identifier	Description
56	Quantity unit used in field 55	The unit of measurement used.

Description of Accepted Values	Type	Length	Examples
KW KWh/h KWh/d MW MWh/h MWh/d GW GWh/h GWh/d Therm/d KTherm/d MTherm/d cm/d mcm/d tcm/d Btu/d MMBtu/d MJ/d 100MJ/d MMJ/d GJ/d	Text	2 to 8	MW

This field identifies the unit used for the reported value in Data Field (55) Delivery capacity.

Data Field (57) Price/time interval quantity

No.	Field Identifier	Description
57	Price/time interval quantity	If applicable price per quantity per delivery time interval.

Description of Accepted Values	Type	Length	Examples
Up to 20 numerical digits in the format xxxx.yyyy with a maximum of 5 decimals.	Number	20	50.25

This field identifies the price for the quantity at each time interval if the price is different for each delivery interval reported in Data Field (54) Load delivery intervals. If the price is the same for each delivery interval, then this field should be left blank and the price should be reported in Data Field (35) Price.

The price reported in Data Field (57) Price/time interval quantity shall be expressed in the price currency indicated in Data Field (37) Price currency per unit of energy.

For example, if Data Field (54) indicates two delivery intervals: 9:00 to 12:00 and 12:00 to 15:00 and Data Field (55) indicates two capacities, e.g. 10 MW (for delivery 9:00 to 12:00) and 20 MW (for delivery 12:00 to 15:00), then Data Field (57) shall be used for reporting different prices per unit of energy per each block, e.g. EUR 50/MWh (for delivery 9:00 to 12:00) and EUR 55/MWh (for delivery 12:00 to 15:00). If the price per unit of energy for the two blocks is the same, then the price should be reported in Data Field (35) and not in this field.

4.7 Data field related to lifecycle information

This section includes the following fields:					
Field No.	Field name	Traded on OMP		Traded outside OMP	
		Orders	Trades	BILCONTRACT	EXECUTIONS

58	Action Type	M	M	M	M
<p><i>M = mandatory</i> <i>O = optional</i> <i>- = does not apply</i> <i>* = conditionally required</i> <i>DV = default value specified in TRUM</i></p>					

Data Field (58) Action type

No.	Field Identifier	Description
58	Action type	When the report contains: - a contract or an order to trade for the first time, it will be identified as 'new'; - a modification of details of a previous report, it will be identified as 'modify'; - a cancellation of a wrongly submitted report, it will be identified as 'error'; - a termination of an existing contract or order to trade, it will be identified as 'cancel';

Description of Accepted Values	Type	Length	Examples
N = New M = Modify E = Error C = Cancel	Text	1	N

This field identifies the type of action for the lifecycle event that is being reported.

The first order or trade record shall be a reported as “New”. Within a single trading day, there should only be one “New” action for a trade. All subsequent order or trade reports should either be reported as “Modify”, “Cancel” or “Error”.

The Agency has published Annex VII to the TRUM on how to correctly report lifecycle events of orders, trades and contracts. Market participants and reporting parties are expected to refer to this additional guidance and follow the instructions provided.

Action type for reporting lifecycle events

Action type M (Modify) shall be adopted in case a reporting party intentionally reports a modification representing a business event, for example modifying values of an order placed in the order book (e.g. price, quantity, hidden volumes, etc.) or to report a modification of an outstanding contract (e.g. modification of the delivery profile within the same Contract ID).

Action type C (Cancel) shall be adopted in case a reporting party intentionally reports a business event that cancels an order in the order book or in case an existing contract is terminated (e.g. due to a novation).

Action type E (Error) shall be adopted in case of erroneous reporting, due to wrong information being reported. Any corrections of the reported information using Action type E will result in a logical deletion of the order or trade record.

4.8 Examples of transaction reporting

In order to facilitate transaction reporting and the understanding of how to populate the data fields in Table 1 of the Annex to the REMIT Implementing Regulation, the Agency provides a number of examples of transaction reports. The examples can be found in Annex II of this document.

It is worth noting that not all the data fields are mandatory for all transactions. Data fields are expected to be reported only when they are applicable according to this manual. The Agency has prepared an extensive list of trading scenarios to show what is expected and applicable to each scenario. However, the Agency is aware of the fact that, given the characteristics of some transactions, not all the possible trading scenarios may have been covered in this manual.

5 Reporting of non-standard supply contracts

Reporting entities shall provide the details set out in Table 2 of the Annex to the REMIT Implementing Regulation in relation to non-standard supply contracts. However, it is important to note that details of transactions executed within the framework of non-standard supply contracts specifying at least an outright volume and price shall be reported using Table 1 of the Annex to the REMIT Implementing Regulation.

In this Chapter, the Agency provides information on how the data fields listed in Table 2 of the Annex to the REMIT Implementing Regulation should be populated. In subsequent editions of the TRUM, the Agency may also provide further guidance on how to report non-standard supply contracts.

It is worth noting that not all the data fields are mandatory for all transactions. Data fields are expected to be populated when applicable according to this manual. However, additional information may be reported at the discretion of Market Participants. The Agency has prepared an extensive, but not exhaustive, list of trading scenarios, to show what is expected and applicable to each scenario. The trading scenarios are listed in Annex II.

5.1 Data fields related to the parties to the contract

This section includes the following fields:		
Field No.	Field name	Non-standard contract
1	ID of the market participant or counterparty	M
2	Type of code used in field 1	M
3	ID of the other market participant or counterparty	M
4	Type of code used in field 3	M
5	Reporting entity ID	M
6	Type of code used in field 5	M
7	Beneficiary ID	M*
8	Type of code used in field 7	M*
9	Trading capacity of the market participant or counterparty in field 1	M
10	Buy/sell indicator	M

M = mandatory
O = optional
- = does not apply
** = conditionally required*

Data Field (1) ID of the market participant or counterparty

No.	Field Identifier	Description
1	ID of the market participant or counterparty	The market participant or counterparty on whose behalf the record of transaction is reported shall be identified by a unique code.

Description of Accepted Values	Type	Length	Examples
--------------------------------	------	--------	----------

ACER code	Alphanumeric	12	A0643278W.EU
LEI		20	1a2b3c4d5e6f7g8e9f0h
BIC		11	ACERSILJ500
EIC		16	21X000EUROPEU--8
GLN/GS1 code		13	a1b2c3d4e5f6g

This field aims to capture the ID of the market participant or counterparty on whose behalf the transaction is reported.

As REMIT uses the term market participant and EMIR uses the term counterparty to identify the reporting party, both terms are used in this context for the purpose of reporting. Thus, for the purpose of reporting, counterparty is considered equivalent to the market participant when entering into transaction on wholesale energy markets. The other market participant is referred to as the "other counterparty" (see Data Field (4)). Counterparty and the other counterparty are therefore considered equivalent of market participant and the other market participant for the purpose of reporting under REMIT.

Registration of market participants with the relevant NRA will result in an ACER code. However, if a third party is reporting on behalf of the market participant the ACER code may not be known. If the ACER code has not been provided by the market participant to the third party reporting on behalf of the market participant, one of the alternative codes listed above shall be used otherwise the report will be rejected as invalid.

The market participant or counterparty shall be identified by the unique code registered with their NRA. If the market participant has several or all the codes listed in Data Field (1), all of them have to be provided when registering with the NRA.

From the Agency's perspective, the ACER code is the preference, but all the other codes may also be used. If a market participant is already using the LEI for EMIR reporting that market participant may use the LEI code also for REMIT reporting as long as the LEI has been provided to the NRAs in the registration process.

If a market participant is using an ACER code, the market participant/counterparty will be able to verify the identity of the other market participant from the European register of market participants published by the Agency and available at the Agency's website.

Data Field (2) Type of code used in field 1

No.	Field Identifier	Description
2	Type of code used in field 1	ACER registration code, Legal Entity Identifier (LEI), Bank Identifier Code (BIC), Energy Identification Code (EIC), Global Location Number (GLN/GS1)

Description of Accepted Values	Type	Length	Examples
ACER code	Text	3	ACE
LEI		3	LEI
BIC		3	BIC
EIC		3	EIC
GLN/GS1 code		3	GLN

This field identifies the type of code used in Data Field (1). For example, if an LEI code is used to identify the market participant in Data Field (1) (e.g. 1a2b3c4d5e6f7g8e9f0h), the accepted value in Data Field (2) is "LEI". If an ACER code is used in Data Field (1) (e.g. C0643278W.EU), the accepted value is "ACE". The same principle applies to BIC, EIC and GLN/GS1 codes.

Data Field (3) ID of the other market participant or counterparty

No.	Field Identifier	Description
3	ID of the other market participant or counterparty	Unique identifier for the other counterparty of the contract.

Description of Accepted Values	Type	Length	Examples
ACER code	Alphanumeric	12	A0643278W.EU
LEI		20	1a2b3c4d5e6f7g8e9f0h
BIC		11	ACERSILJ500
EIC		16	21X000EUROPEU--8
GLN/GS1 code		13	a1b2c3d4e5f6g

This field indicates the ID of the other market participant or counterparty to the transaction that is reported.

Guidance on using a fictitious ACER code for the other MP or counterparty to the contract

When market participants trade a non-standard contract reported in Table 2, and the other counterparty to the contract is a REMIT market participant registered, then Data Field (3) *ID of the other market participant or counterparty* should be populated with one of the allowed codes. If the other counterparty to the contract is not a registered REMIT market participant, then ACERNONMP.EU should be used in order to indicate the counterparty to the contract is not a registered market participant.

Data Field (4) Type of code used in field 3

No.	Field Identifier	Description
4	Type of code used in field 3	ACER registration code, Legal Entity Identifier (LEI), Bank Identifier Code (BIC), Energy Identification Code (EIC), Global Location Number (GLN/GS1)

Description of Accepted Values	Type	Length	Examples
ACER code	Text	3	ACE
LEI		3	LEI
BIC		3	BIC
EIC		3	EIC
GLN/GS1 code		3	GLN

This field identifies the type of code used in Data Field (3) ID of the other market participant or counterparty. For example, if an LEI code of the market participant is used in Data Field (3) (e.g. 1a2b3c4d5e6f7g8e9f0h), the accepted value in Data Field (4) is "LEI". If an ACER code is used in Data Field (3) (e.g. C0643278WY.EU), the accepted value is "ACE" in Data Field (4). The same principle applies to BIC, EIC and GLN/GS1 codes.

Data Field (5) Reporting entity ID

No.	Field Identifier	Description
5	Reporting entity ID	ID of the reporting entity.

Description of Accepted Values	Type	Length	Examples
--------------------------------	------	--------	----------

ACER code	Alphanumeric	12	A0643278W.EU
LEI		20	1a2b3c4d5e6f7g8e9f0h
BIC		11	ACERSILJ500
EIC		16	21X000EUROPEU--8
GLN/GS1 code		13	a1b2c3d4e5f6g

This field indicates the ID of the reporting entity who submits the transaction report to the Agency on behalf of the market participant as identified in Data Field (1). This entity is also known as a Registered Reporting Mechanism (RRM), which can be an energy exchange, a broker, a third party reporting on behalf of a market participant or the market participant itself in case of a bilateral trade. If the reporting party is a market participant, then the ACER code or one of the unique codes that were registered with the NRA should be used.

Data Field (6) Type of code used in field 5

No.	Field Identifier	Description
6	Type of code used in field 5	ACER registration code, Legal Entity Identifier (LEI), Bank Identifier Code (BIC), Energy Identification Code (EIC), Global Location Number (GLN/GS1)

Description of Accepted Values	Type	Length	Examples
ACER code	Text	3	ACE
LEI		3	LEI
BIC		3	BIC
EIC		3	EIC
GLN/GS1 code		3	GLN

This field identifies the type of code used in Data Field (5). For example, if an LEI code of the reporting entity is used in Data Field (5) (e.g. a2b3c4d5e6f7g8e9f0h), the accepted value in Data Field (6) is "LEI". If an ACER code is used in Data Field (5) (e.g. C0643278WY.EU), the accepted value is "ACE" in Data Field (6). The same principle applies to BIC, EIC and GLN/GS1 codes.

Data Field (7) Beneficiary ID

No.	Field Identifier	Description
7	Beneficiary ID	If the beneficiary of the contract as referred in Article 8(1) of Regulation (EU) No 1227/2011 is counterparty to this contract the field is to be left blank. If the beneficiary of the contract is not counterparty to this contract the reporting counterparty has to identify the beneficiary by a unique code.

Description of Accepted Values	Type	Length	Examples
ACER code	Alphanumeric	12	A0643278W.EU
LEI		20	1a2b3c4d5e6f7g8e9f0h
BIC		11	ACERSILJ500
EIC		16	21X000EUROPEU--8
GLN/GS1 code		13	a1b2c3d4e5f6g

This field indicates the ID of the beneficiary of the transaction in case the trade is executed by a third party on behalf of a market participant. If the beneficiary of the contract is the market participant entering into the transaction, this field is to be left blank. If the beneficiary of the contract is not counterparty to this contract, e.g. the market participant is acting on behalf of another market participant, the reporting counterparty has to identify the beneficiary by a unique code.

For example, if party B is trading on behalf of party C, then party C is the beneficiary and party B is acting on behalf of C. As party B enters into a transaction on wholesale energy products, or places an order to trade, party B is a market participant, unless party B always acts only as an agent. If party B always acts as an agent, in this case, it would not be a market participant according to REMIT and would not appear in the report. If this is the case, the ID of C should be reported in Data Field (1) and this field shall be left blank.

Bilateral transactions with a beneficiary may look like as (A) sells to (B) with beneficiary (C). In these cases, the Agency will receive one reported trade: (A) sells to (B) with (C) identified in Data Field (8) as Beneficiary.

However, the trade may be even more complicated, and it may involve more parties. For example, if a bilateral trade takes place between (A) and (B), there may be other trades between (B) and (C) and (D) to represent how they split the value of the (A) and (B) trade.

There may be many situations where the beneficiary may or may not be known and there are many possible scenarios. Market participants and reporting parties should bear in mind that it is their responsibility to contact the Agency to discuss their scenarios not represented in this manual.

Data Field (8) Type of code used in field 7

No.	Field Identifier	Description
8	Type of code used in field 7	ACER registration code, Legal Entity Identifier (LEI), Bank Identifier Code (BIC), Energy Identification Code (EIC), Global Location Number (GLN/GS1)

Description of Accepted Values	Type	Length	Examples
ACER code	Text	3	ACE
LEI		3	LEI
BIC		3	BIC
EIC		3	EIC
GLN/GS1 code		3	GLN

This field identifies the type of code used in Data Field (7). For example, if an LEI code of the reporting entity is used in Data Field (7) (e.g. a2b3c4d5e6f7g8e9f0h), the accepted value in Data Field (8) is “LEI”. If an ACER code is used in Data Field (7) (e.g. C0643278WY.EU), the accepted value is “ACE” in Data Field (8). The same principle applies to BIC, EIC and GLN/GS1 codes.

Data Field (9) Trading capacity of the market participant or counterparty in field 1

No.	Field Identifier	Description
9	Trading capacity of the market participant or counterparty in field 1	Identifies whether the reporting counterparty has concluded the contract as principal on own account (on own behalf or behalf of a client) or as agent for the account of and on behalf of a client.

Description of Accepted Values	Type	Length	Examples
P = Principal A = Agent	Text	1	P

This field identifies the trading capacity of the market participant or counterparty in Data Field (1). Unless the market participant is acting on behalf of a third party as an agent, this field shall be populated with “P” for Principal.

If the market participant is acting on behalf of a third party as an agent and the beneficiary identification is known and reported in Data Field (7), this field may be populated with “A” for Agent.

The Agency understands that the terms Principal and Agent are commonly used in the financial markets and their adoption depends if an investment firm enters into a transaction as principal or agent (depending on their business model). The Agency expects that market participants may enter into transaction:

- a. acting on their own account and on their own behalf (pure principal transaction – i.e. on the decision of the firm);
- b. acting on their own account and on behalf of a client – i.e. on the order of other market participant; and/or
- c. acting for the account and on behalf of a market participant (pure agency transaction).

Market participants should bear in mind that the meaning of entering into a transaction under EMIR is different to the meaning of entering into a transaction under REMIT, where the latter refers to entering into a transaction in “wholesale energy markets” and not being counterparty to the contract, such as CCPs or clearing members.

Data Field (10) Buy/sell indicator

No.	Field Identifier	Description
10	Buy/sell indicator	Identifies whether the contract was a buy or sell for the market participant or counterparty identified in field 1.

Description of Accepted Values	Type	Length	Examples
B=Buy S=Sell C=Buy and Sell	Text	1	B

The Buy/sell indicator indicates whether the market participant is reporting a transaction for the buying or selling of a contract. “B” shall be indicated for *buy* and “S” shall be indicated for *sell* to display whether the transaction was a *buy* or a *sell* from the perspective of the reporting market participant or, in the case of an agent (e.g. executing broker) transaction, from the perspective of the client.

For derivatives that have not already been reported under EMIR, and therefore reported under REMIT, the following buyer and seller logic should apply: for example, in case of a fix to floating derivative, if party (A) buys a swap, then party (A) pays a fixed price and party (B) pays a floating price. This means that party (A) receives the floating leg and party (B) receives the fix leg. In case of a floating-to-floating derivative, if party (A) buys a swap, party (A) pays the floating price of the first leg (or index) and party (B) pays the floating price of the second leg (or second index). In this case the two legs (indexes) of the swap should be sorted alphabetically.

For example, if party (A) and party (B) enter into a swap transaction where the financial settlement is the difference between two floating indexes “XYZ Index” and “ABC Index”, (A) is the buyer of the swap if (A) pays the floating price of ABC Index and receives the floating price of XYZ Index while (B) is the seller of the swap as (B) receives the floating price of ABC Index and pays the floating price of XYZ Index.

Purchase-seller agreements and Buy/sell indicator

In the Agency’s view purchase-seller agreements should be reported with Table 2. Such an agreement should be reported either as one contract with a “C” as Buy/sell indicator, or as two separate contracts reporting one as “B” for *buy* and one as “S” for *sell*, with the condition that the meaning of the reports is the same. Any resulting execution report (EXECUTION) concluded under the framework of the Table 2 non-standard contract should be reported with Table 1.

5.2 Data fields related to contract details

This section includes the following fields:		
Field No.	Field name	Non-standard contract
11	Contract ID	M
12	Contract date	M
13	Contract type	M
14	Energy commodity	M
15	Price or price formula	M*
16	Estimated notional amount	M*
17	Notional currency	M*
18	Total notional contract quantity	M*
19	Volume optionality capacity	M*
20	Notional quantity unit	M*
21	Volume optionality	M*
22	Volume optionality frequency	M*
23	Volume optionality intervals	M*
<p><i>M = mandatory</i> <i>O = optional</i> <i>- = does not apply</i> <i>* = conditionally required</i></p>		

Data Field (11) Contract ID

No.	Field Identifier	Description
11	Contract ID	Unique identifier for the contract as assigned by the two market participants.

Description of Accepted Values	Type	Length	Examples
Up to 100 alphanumeric digits.	Alphanumeric	100	AGHDN15832839

This field identifies the unique contract ID as assigned by the two market participants. For a detailed explanation of how to report the Contract ID market participants should refer to Annex IV which explains how to generate a unique transaction ID. This can also be used to generate a Contract ID. The Agency recommends that market participants use the ACER algorithm available in Annex IV of this manual, unless markets participants agree on their own method of generating a Contract ID.

Data Field (12) Contract date

No.	Field Identifier	Description
12	Contract date	The date the contract was agreed or its modification, cancellation or termination.

Description of Accepted Values	Type	Length	Examples
ISO 8601 date format	Date	n/a	2014-01-30

This field identifies the contract date on which the contract was agreed.

For the population of the field in case of modification of the contract, please refer to Annex VII.

This field must reflect the actual date as a string representation of the ISO 8601 date format.

Data Field (13) Contract type

No.	Field Identifier	Description
13	Contract type	The type of contract.

Description of Accepted Values	Type	Length	Examples
SO = Spot FW = Forward style contract FU = Future style contract OP = Option style contract OP_FW = Option on a forward OP_FU = Option on a future OP_SW = Option on a swap SP = Spread SW = Swap OT = Other <u>Applicable only for LNG</u> FW_DES = Forward on DES basis FW_FOB = Forward on FOB basis FU_DES = Future on DES basis FU_FOB = Future on FOB basis OP_DES = Option on DES basis OP_FOB = Option on FOB basis SP_DES = Spread on DES basis SP_FOB = Spread on FOB basis SW_DES = Swap on DES basis SW_FOB = Swap on FOB basis <u>Applicable only PPAs</u> SO_PPA = Spot contract concluded under a PPA FW_PPA = Forward contract concluded under a PPA FU_PPA = Future contract concluded under a PPA OP_PPA = Option contract concluded under a PPA SP_PPA = Spread contract concluded under a PPA SW_PPA = Swap contract concluded under a PPA	Text	5	FW

This field identifies the type of contract that is reported.

For bilateral contracts forward style contract refers to the forward style which also includes spot transactions. Market participants should not understand forward style as a sort of derivative contract but as the style of the contract itself i.e. for physical delivery at a later date.

Reporting spreads in Table 2 and in the Table 1 execution report

In case of trading a spread under the framework of a Table 2 non-standard contract, Data Field (13) Contract type is expected to be populated with 'SP' for 'Spread' for both legs (e.g. for the electricity and for the gas leg in case of a spark spread). In case of execution, the Table 1 report should indicate the contract type of the underlying contracts, e.g. 'FW' in case of forwards contracts.

Guidance on reporting the contract type information for LNG supply contracts

As described in Annex VIII of the TRUM, LNG supply contracts can be concluded based on two distinct delivery terms, i.e. on the basis of DES ('Delivery-ex-ship') or FOB ('Free-on-board'). Therefore, the contract type of the reportable LNG contract shall be selected in field (23) with reference to the delivery terms relevant for that contract.

For more details, please consult Annex II and Annex VIII of the TRUM.

Guidance on the reporting of Power Purchase Agreements (PPAs)

It is the Agency's understanding that contracts under PPAs are considered as non-standard contracts to be reported in Table 2 and following the billing the Executions (specifying an outright volume and price) will have to be reported by no later than 30 days after the invoicing date, using Table 1 of the Annex to REMIT Implementing Regulation. Based on stakeholders' feedback, PPAs are considered typically as forward contracts concluded between a buyer and a power producer or distributor for the supply of the production of a generation asset agreed bilaterally, usually for a long-term delivery period with predefined commercial conditions, including defined pricing, delivery point and billing and payments conditions.

When reporting a non-standard contract concluded under a PPA in Table 2, reporting parties shall populate Data field (13) Contract type with one of the values only applicable for PPAs, e.g. FW_PPA in order to flag in the report that the contract refers to a PPA.

When reporting Executions concluded under the non-standard contracts in Table 1, the same information shall be populated in Data Field (23) in Table 1 on the contract type as indicated in the Table 2 report.

For more information on how to report PPAs under REMIT, please consult Annex II of the TRUM.

Data Field (14) Energy commodity

No.	Field Identifier	Description
14	Energy commodity	The classification of the energy commodity for the agreed contract.

Description of Accepted Values	Type	Length	Examples
NG = Gas LG = Liquefied natural gas EL = Electricity	Text	2	NG

This field identifies the energy commodity of the product delivered: natural gas, liquefied natural gas or electricity. Other commodities such as emissions rights, coal, oil, etc. are out of scope of REMIT.

Spreads are not commodities. Clean and Dirty Spark Spreads, for trades that involve both electricity and gas have to be reported separately unless the contract itself includes both commodities in which case both, gas and electricity, should be reported in this field.

Clean and Dirty Dark Spreads, for a trade that involves electricity, coal and emissions should be reported as an electricity contract. Coal and emissions have not to be reported.

Data Field (15) Price or price formula

No.	Field Identifier	Description
15	Price or price formula	Fixed price or price formula used in the contract.

Description of Accepted Values	Type	Length	Examples
--------------------------------	------	--------	----------

<p><u>For Price</u> Up to 20 numerical digits in the format xxxxx.yyyyy with a maximum of 5 decimals.</p>	<p>Number Alphanumeric</p>	<p>20 1000</p>	<p>35.00 HGSG/HBS*+578HSH</p>
<p><u>For Formula</u> Up to 1000 alphanumeric digits.</p>			

This field identifies the agreed price per unit of energy as expressed in Data Field (20). In case of options, this field represents the premium. If the contract includes a price formula this shall be reported in this field.

If the price is set by an index reported in Data Field (25) without any formula, then Data Field (15) shall be left blank.

The Agency understands that a price formula may be very complex and may not be represented in the same way in the systems of the two counterparties to the contract. When the price formula is very complex, market participants should report a simplified version of the formula. Nevertheless, a clear reference to the used indices is expected to be indicated here by specifying the fixed and variable components with reference to the index or indices reported in field (25).

Data Field (16) Estimated notional amount

No.	Field Identifier	Description
16	Estimated notional amount	Estimated notional amount of the contract (if applicable).

Description of Accepted Values	Type	Length	Examples
Up to 20 numerical digits in the format xxxx.yyyyy with a maximum of 5 decimals.	Number	20	53450.00

This field identifies the estimated notional amount of the contract. The notional amount should be calculated using the following formula:

Estimated notional amount = Price x Total notional contract quantity where:

- Price is defined as the price of the volume as per Data Field (15)
- Total notional contract quantity is the quantity of energy as per Data Field (18)

For example, a contract traded for a price of 50 EUR/MWh for a volume of 100 MW delivered for 8 hours has the following notional amount:

50 EUR/MWh x 100 MW x 8 h = EUR 40,000

or for a monthly contract:

50 EUR/MWh x 100 MW x 8 h/day x 30 days = EUR 1,200,000

This field should be left blank for contracts that do not have a known (fixed) price at the time of the trade. The same applies to any contracts which have a floating leg, e.g. gas/electricity financial swaps not reported under EMIR but reportable under REMIT. For example: in April, market participant (A) enters into an electricity financial swap contract for the month of July. Market participant (A) is the seller of the swap. Market participant (A) sells the forward fixed leg today and it buys the spot price (based on a reference price) in July. For the fixed leg, the forward price is known today but the spot price is not known until the end of July. In this case, this field should be left blank.

For the calculation of the notional amount for options, the option strike price should be used, and not the option premium.

The Agency understands that without a fixed price and/or quantity, market participants will only be able to provide an estimated notional amount.

Where Data Field (18) Total notional contract quantity is not known, this field shall be left blank.

Data Field (17) Notional currency

No.	Field Identifier	Description
17	Notional currency	The currency of the estimated notional amount.

Description of Accepted Values	Type	Length	Examples
ISO 4217 Currency Code and additional accepted values with 3 alphabetical digits: BGN = Bulgarian lev CHF = Swiss franc CZK = Czech koruna DKK = Danish krone EUR = Euro EUX = Euro cent GBX = Penny sterling GBP = Pound sterling HUF = Hungarian forint ISK = Icelandic króna NOK = Norwegian krone PCT = Percentage PLN = Polish złoty RON = Romanian new leu SEK = Swedish krona/kronor USD = U.S. dollar OTH = Other	Text	3	EUR

This field identifies the currency for the value indicated in Data Field (15) (price) and/or (16) (estimated notional amount). The notional currency shall be provided in the major unit, e.g. EURO rather than EURO cent and GBP rather than GB pence.

The reason for reporting the major unit is, for example, that the price for NBP is quoted in pence per therm, but the notional value of the contract may be much bigger e.g. a gas year forward is 365 days and it may be more appropriate to have GBP 1,000,000 rather than GBX. 100,000,000.

If Data Field (15) (Price) and (16) (Estimated notional amount) is blank, this field should be left blank.

Data Field (18) Total notional contract quantity

No.	Field Identifier	Description
18	Total notional contract quantity	The estimated total number of units of the wholesale energy product. This is a calculated figure.

Description of Accepted Values	Type	Length	Examples
Up to 20 numerical digits in the format xxxx.yyyyy with a maximum of 5 decimals.	Number	20	1000

This field identifies the total quantity or energy volume of the transaction (total notional contract quantity). The total notional contract quantity is the overall quantity/volume of energy included in the contract. The notional contract quantity should be calculated using the following formula:

Total notional contract quantity (TNCQ) = Volume x number of periods, where:

- Volume is the quantity of energy as per Data Field (19) volume optionality capacity (if available)
- Number of periods is the number of times that quantity is delivered / received

For example, a contract traded for a volume of 100 MW delivered for 8 hours would have the following total notional contract quantity:

100 MW x 8 h = 800 MWh

or for a monthly contract:

100 MW x 8 h x 30 days = 240,000 MWh

In case the above mentioned two elements of the formula are defined/known by the contract (especially if the volume classification of the capacity is indicated as 'F' for 'Fix' in Data Field (21) Volume optionality), reporting parties are expected to perform the calculation of the TNCQ of the contract and report it in Data Field (18).

The Agency understands that without a defined quantity market participants will be only able to provide an estimated notional contract quantity, e.g. in case when the volume optionality is indicated as *Min/Max* in Data Field (21).

Where the total notional contract quantity is not known, this field may be left blank. This scenario may be applicable primary when the volume optionality is indicated as *Complex* or *Variable* in Data Field (21). Nevertheless, providing an estimated TNCQ also in these scenarios always gives an added value to the transaction report.

Data Field (19) Volume optionality capacity

No.	Field Identifier	Description
19	Volume optionality capacity	The number of units included in the contract, per delivery time interval if available.

Description of Accepted Values	Type	Length	Examples
Up to 20 alphanumerical digits.	Alphanumeric	20	100/200

This field identifies the number of units included in the contract per delivery time interval if available.

For example, if the non-standard contract has optionality identifying the capacity per time interval, this should be reported in this field. Please see examples available in Annex II.

Data Field (20) Notional quantity unit

No.	Field Identifier	Description
20	Notional quantity unit	The unit of measurement used in fields 18 and 19.

Description of Accepted Values	Type	Length	Examples
<p><u>For field 18:</u></p> KWh MWh GWh Therm kTherm MTherm cm mcm	Text	2 to 8	MWh

Btu MMBtu MJ MMJ 100MJ GJ For field 19: KW KWh/h KWh/d MW MWh/h MWh/d GW GWh/h GWh/d Therm/d KTherm/d MTherm/d cm/d mcm/d Btu/d MMBtu/d MJ/d 100MJ/d MMJ/d GJ/d			
---	--	--	--

This field must identify the unit used for the reported quantity in Data Field (18) (total notional contract quantity) and Data Field (19) (volume optionality capacity). Where the units for Data Field (18) and Data Field (19) differ, the two different quantity units should be provided.

Data Field (21) Volume optionality

No.	Field Identifier	Description
21	Volume optionality	The volume classification.

Description of Accepted Values	Type	Length	Examples
V = Variable F = Fix M = Min/Max C = Complex O = Other	Text	1	F

This field identifies the type of volume classification of the capacity indicated in Data Field (19). This is a representation of the flexibility of the contract capacity.

For example, it refers to the volume classification such as variable “V” (e.g. unbound variable capacity), fix “F” (e.g. 100), min/max “M” (e.g. 100 to 200), complex “C” (e.g. 0 [zero] or 100 to 200) or other “O” (e.g. 0 or 200). Please see the examples in Annex II.

When Data Field (21) is populated with “V”, “M”, “C” and “O”, then Data Field (22) is expected to be populated.

Volume optionality: Complex

In the Agency’s point of view, “C” for Complex should in general cover all the cases where the volume optionality cannot be classified as one of the non-complex options (i.e. Variable, Fix or Min/Max).

Data Field (22) Volume optionality frequency

No.	Field Identifier	Description
22	Volume optionality frequency	The frequency of the volume optionality: e.g. daily, weekly, monthly, seasonal, annual or other, if available.

Description of Accepted Values	Type	Length	Examples
X = Half hourly H = Hourly D = Daily W = Weekly M = Monthly Q = Quarterly S = Season A = Annual O = Other	Text	1	Q

This field identifies the frequency of the volume optionality as indicated in Data Field (19). This is a representation of how frequently the capacity of the non-standard contract can be “flexed”.

For example, it refers to the hourly, daily, weekly, monthly, seasonal, annual or other volume optionality frequency as specified in the table above. It does not specify the exact dates and times when the contract capacity can be changed, but only the frequency that the capacity can be adjusted.

Data Field (23) Volume optionality intervals

No.	Field Identifier	Description
23	Volume optionality intervals	Time interval for each volume optionality if available.

Description of Accepted Values	Type	Length	Examples
ISO 8601 date format	Date	n/a	2014-01-01 / 2014-03-31

This field identifies the time interval for each volume optionality, as indicated in Data Field (19), that the market participant of the non-standard contract can adjust the volume capacity.

Reporting volume optionality intervals

Whenever Data Field (19) Volume optionality capacity must be reported, then Data Field (23) becomes mandatory and both fields (19) and (23) have to be reported within the <volumeOptionalityIntervals> element in the schema.

Data Field (23) consists of <startDate> and <endDate> fields in the schema. If for some reasons, the startDate and endDate is not applicable (not known), then 1900-01-01 should be used for both fields to indicate that no volume optionality intervals are available.

5.3 Data fields related to fixing index details

This section includes the following fields:		
Field No.	Field name	Non-standard contract
24	Type of index price	M*
25	Fixing index	M*
26	Fixing index types	M*

27	Fixing index sources	M*
28	First fixing date	M*
29	Last fixing date	M*
30	Fixing frequency	M*
31	Settlement method	M

M = mandatory
O = optional
- = does not apply
** = conditionally required*

Data Field (24) Type of index price

No.	Field Identifier	Description
24	Type of index price	Price classified as fixed, simple index (single underlying) or complex price formula (multiple underlying).

Description of Accepted Values	Type	Length	Examples
F = Fixed I = Simple Index C = Complex Price Formula O = Other	Text	1	C

This field identifies the type of index or reference price used to set the price of the contract. Some contracts, both derivatives and non-derivatives, related to the delivery of gas or electricity are traded on the basis that the price will be fixed by an index value or reference price upon its publication. The price can be classified as fixed “F” when the contract has a fix price (e.g. EUR 50.60), simple index “I” (e.g. a single underlying) or complex price formula (multiple underlying used in a formula). In case none of the above applies, “O” for other shall be used.

Data Field (25) Fixing index

No.	Field Identifier	Description
25	Fixing index	List of indices determining the price in the contract. For each Index specify the name. In case of a basket of indices for which no unique identifier exists the basket or the index shall be indicated.

Description of Accepted Values	Type	Length	Examples
Up to 150 alphanumerical digits.	Alphanumeric	150	EUGAS day-ahead Publisher Name

This field identifies the name of the fixing index used to set the price of the transactions executed under the contract. Market participants shall report the name of the fixing index in this field and where the contract has several fixing indexes, each of them should be reported in this field.

The source of the fixing index/indexes reported in this field shall be indicated in Data field (27) Fixing index sources.

As the Agency does not intend to publish a list of indexes because most of them are publicly available and can be readily accessed, the Agency recommends that reporting parties use those indexes exactly as advertised by the publisher.

If the index is not public, then market participants should make best efforts to minimise any discrepancy with the other market participant when reporting this information.

Further guidance on how to report bilaterally agreed index trades in Table 1 and Table 2 is available under Data Field (25) of Table 1 referring to Fixing index or reference price.

Reportable fixing indexes

Only indexes related to the energy commodity should be reported in field 25. This would include also oil and coal or any other energy commodity to fix the price of gas or electricity.

There is no need to report an FX index in the fixing index details section (fields (24) to (30) of Table 2). If for any reasons market participants want to report a FX index, it can be reported in the formula under Data field (15) Price or price formula.

Data Field (26) Fixing index types

No.	Field Identifier	Description
26	Fixing index types	Spot, forward , swap, spread, etc.

Description of Accepted Values	Type	Length	Examples
SO = Spot FW = Forward style contract FU = Future style contract OP = Option style contract OP_FW = Option on a forward OP_FU = Option on a future OP_SW = Option on a swap SP = Spread SW = Swap OT = Other	Text	Up to 5	FW

This field identifies the type of fixing index indicated in Data Field (25) used in the contract that is being reported. Where the contract has several types of fixing index, each of them should be reported in this field.

For example, if the index is a spot price published by an exchange, the “SO” value shall be reported. If the index is published by a price reporting agency or other publisher and it represents the delivery of the energy commodity during the course of a specific day, week, weekend, month etc., then the “FW” value shall be reported. If the index is a future price published by an exchange, the “FU” value shall be reported.

Data Field (27) Fixing index sources

No.	Field Identifier	Description
27	Fixing index sources	For each index specify the publication source. In case of basket of indices for which no unique identifier exists the basket or the index shall be indicated.

Description of Accepted Values	Type	Length	Examples
Up to 100 alphanumerical digits.	Alphanumeric	100	Index Source Name

This field identifies the source of the fixing index/indexes used in Data Field (25) (fixing index). Where the contract has several sources for the fixing indexes each source should be reported in this field.

For each index reported in Data Field (25) (fixing index), market participants shall specify the publication source of each index. In the case of a basket of indices for which no unique publisher exists, market participants shall report all sources of the basket of indices.

For example, if in Data Field (25) the index “EU-GAS-CALENDAR-YEAR-2015-PUB-NAME” is reported, the market participants shall report the source of the publication of the index, e.g. the EU-GAS-PRICES-PUB-NAME and the publisher’s name e.g. PUB-NAME, needed to identify where the index is published. This applies to each individual index reported in Data Field (25).

For example, if in Data Field (25) is reported the “EU-GAS-CALENDAR-YEAR-2015-PUB-NAME-ABC” index and “EU-GAS-CALENDAR-YEAR-2015-PUB-NAME-123” index, market participants shall report the source of the publication for both i.e. “PUB-NAME-ABC” and PUB-NAME-123”.

Data Field (28) First fixing date

No.	Field Identifier	Description
28	First fixing date	First fixing date determined by the earliest date of all the fixings.

Description of Accepted Values	Type	Length	Examples
ISO 8601 date format	Date	n/a	2024-01-29

This field identifies the first date at which the price of the contract can be set using the index indicated in Data Field (25) (fixing index).

If the contract has several indexes and each of them may be used to set the contract price, market participants shall report the first date at which the price of the contract can be fixed for each index reported in Data Field (25) (fixing index).

For example:

1. Index ABC may be used to fix the contract price from 01/01/2015 to 31/12/2017;
2. Index 123 may be used to fix the contract price from 01/04/2015 to 31/03/2018; and
3. Index XYZ may be used to fix the contract price from 01/04/2016 to 31/03/2019.

In this case market participants shall report 01/01/2015, 01/04/2015 and 01/04/2016 for this field.

Data Field (29) Last fixing date

No.	Field Identifier	Description
29	Last fixing date	Last fixing date determined by the latest date of all the fixings.

Description of Accepted Values	Type	Length	Examples
ISO 8601 date format	Date	n/a	2034-01-29

This field identifies the last date at which the price of the contract can be fixed using the index indicated in Data Field (25) (fixing index).

In the contract has several indexes and each of them may be used to set the contract price, market participants shall report the last date at which the price of the contract can be fixed for each index reported in Data Field (25) (fixing index).

For example:

1. Index ABC may be used to fix the contract price from 01/01/2015 to 31/12/2017;
2. Index 123 may be used to fix the contract price from 01/04/2015 to 31/03/2018; and
3. Index XYZ may be used to fix the contract price from 01/04/2016 to 31/03/2019.

In this case 31/12/2017, 31/03/2018 and 31/03/2019 shall be reported for in this field.

If the last fixing date is equal to Data Field (28) First fixing date, the field should be left blank.

Data Field (30) Fixing frequency

No.	Field Identifier	Description
30	Fixing frequency	The frequency the fixing: e.g. daily, weekly, monthly, seasonal, annual or other.

Description of Accepted Values	Type	Length	Examples
X = Half hourly H = Hourly D = Daily W = Weekly M = Monthly Q = Quarterly S = Seasonal A = Annual O = Other	Text	1	W

This field identifies the frequency of the fixing of the index for the contract price.

For example, it refers to the daily, weekly, monthly, seasonal, annual or other frequency as specified in the table above. It does not specify the exact dates and times when the fixing occurs but its frequency.

For example, a contract price can be set on the basis of an index that is used daily or a contract price can be set on the basis of an index that it is used monthly.

Data Field (31) Settlement method

No.	Field Identifier	Description
31	Settlement method	Whether the contract is settled physically, in cash, both, optional or other.

Description of Accepted Values	Type	Length	Examples
P = Physical C = Cash O = Optional for counterparty	Text	1	P

This field identifies the type of settlement for the contract. "P" shall be indicated if the contract is settled physically, and "C" shall be indicated if the contract is settled in cash. "O" shall be indicated if the contract can be physically settled or may be settled in cash at the option of one of the parties.

For contract such as option on futures or swaps, as they settle into the underlying future or swap, this should be considered for physical delivery of the underlying contract and the value of "P" should be reported.

A majority of contracts traded under REMIT are for physical delivery, but there may also be derivative contracts that are not reported under EMIR and thus reported under REMIT. Consequently, different types of settlement methods can occur. For further clarification on derivatives not reported under EMIR but reportable under REMIT, please refer to point 3.2.3 of this document.

5.4 Data fields related to option details

This section includes the following fields:

Field No.	Field name	Non-standard contract
32	Option style	M*
33	Option type	M*
34	Option first exercise date	M*
35	Option last exercise date	M*
36	Option exercise frequency	M*
37	Option strike index	M*
38	Option strike index type	M*
39	Option strike index source	M*
40	Option strike price	M*

M = mandatory
O = optional
- = does not apply
** = conditionally required*

Data Field (32) Option style

No.	Field Identifier	Description
32	Option style	Indicates whether the option may be exercised at a fixed date (European and Asian style), a series of pre-defined dates (Bermudan) or at any time during the life of the contract (American).

Description of Accepted Values	Type	Length	Examples
A = American B = Bermudan E = European S = Asian O = Other	Text	1	B

This field identifies the option style, usually defined by the dates on which the option may be exercised: American, European, Bermudan, Asian or other style.

An American style option can be exercised anytime during its life allowing option holders to exercise the option at any time prior to and including its maturity date. A European style option can only be exercised at the maturity date. A Bermudan style option can only be exercised on specified dates indicated in the contract.

Reporting parties should refer to financial markets in order to identify the option style they are reporting. The reporting of exotic option styles such as binary, barrier, window options, etc., it should be reported with the value of "O".

Data Field (33) Option type

No.	Field Identifier	Description
33	Option type	Indicates whether the option is a call, put or other.

Description of Accepted Values	Type	Length	Examples
--------------------------------	------	--------	----------

P = Put C = Call O = Other	Text	1	C
----------------------------------	------	---	---

This field identifies the type of right the option holder owns if it is a call option or a put option. “P” shall be indicated if the option is a put option and “C” shall be indicated if the option is a call option. If the option holder owns a type of right different from a put or a call, the value “O” for other shall be reported in this field.

Reporting parties should refer to financial markets in order to identify the option style they are reporting.

Data Field (34) Option first exercise date

No.	Field Identifier	Description
34	Option first exercise date	First exercise date determined by the earliest date of all the exercises.

Description of Accepted Values	Type	Length	Examples
ISO 8601 date format	Date	n/a	2014-01-29

This field identifies the first date at which the option holder has the right, but not the obligation, to buy or sell the commodity or the underlying instrument at a specified price using the index indicated in Data Field (37) Option strike index or the price as reported in Data Field (40) Option strike price.

For example, the counterparty to the contract that holds the option may exercise, against the option strike index indicated in Data Field (37), the right to buy or sell the energy commodity from 01/01/2015 to 31/12/2017 (on specific dates or at specific intervals), the market participant shall report 01/01/2015 in this field.

Where the contract has several indexes and where each of them may be used to exercise the right to buy or sell the energy commodity, market participants shall report the first date at which the option can be exercised per each index reported Data Field (37) (option strike index). For example:

1. Index ABC may be used to exercise the option from 01/01/2015 to 31/12/2017;
2. Index 123 may be used to exercise the option from 01/04/2015 to 31/03/2018; and
3. Index XYZ may be used to exercise the option from 01/04/2016 to 31/03/2019.

In this case 01/01/2015, 01/04/2015 and 01/04/2016 shall be reported in this field.

Data Field (35) Option last exercise date

No.	Field Identifier	Description
35	Option last exercise date	Last exercise date determined by the latest date of all the exercises.

Description of Accepted Values	Type	Length	Examples
ISO 8601 date format	Date	n/a	2024-01-29

This field identifies the last date at which the option holder has the right, but not the obligation, to buy or sell the commodity or underlying instrument at a specified price using the index indicated in Data Field (37) Option strike index or the price as reported in Data Field (40) Option strike price.

For example, a counterparty to the contract that holds the option may exercise, against the option strike index indicated in Data Field (37), the right to buy or sell the energy commodity from 01/01/2015 to 31/12/2017 (on specific dates or at specific intervals), the market participant shall report 31/12/2017 in this field.

Where the contract has several indexes and where each of them may be used to exercise the right to buy or sell the energy commodity, market participants shall report the last date at which the option can be exercised per each index reported in Data Field (37) Option strike index. For example:

1. Index ABC may be used to exercise the option from 01/01/2015 to 31/12/2017;
2. Index 123 may be used to exercise the option from 01/04/2015 to 31/03/2018; and
3. Index XYZ may be used to exercise the option from 01/04/2016 to 31/03/2019.

In this case 31/12/2017, 31/03/2018 and 31/03/2019 shall be reported in this field.

Data Field (36) Option exercise frequency

No.	Field Identifier	Description
36	Option exercise frequency	The frequency of the Volume optionality: e.g. daily, weekly, monthly, seasonal, annual or other.

Description of Accepted Values	Type	Length	Examples
D = Daily W = Weekly M = Monthly S = Seasonal A = Annual O = Other	Text	1	W

This field identifies the frequency at which the option holder has the right, but not the obligation, to buy or sell the commodity or underlying instrument at a specified price using the index indicated in Data Field (37) (option strike index) or the price as reported in Data Field (40) Option strike price.

For example, a counterparty to the contract that holds the option may exercise, against the option strike index indicated in Data Field (37), the right to buy or sell the energy commodity on monthly basis, the market participant shall report "M" in this field. The same applies to the other type of frequencies.

Where the contract has several indexes and where each of them may be used to exercise the right to buy or sell the energy commodity, market participants shall report frequency at which the option can be exercised per each index reported Data Field (37) (option strike index). For example:

1. Index ABC may be used to exercise the option from 01/01/2015 to 31/12/2017 on a daily basis;
2. Index 123 may be used to exercise the option from 01/04/2015 to 31/03/2018 on a monthly basis; and
3. Index XYZ may be used to exercise the option from 01/04/2016 to 31/03/2019 on a weekly basis.

In this case "D", "M" and "W" shall be reported in this field.

Data Field (37) Option strike index

No.	Field Identifier	Description
37	Option strike index	For each Index specifying the name. In case of a basket of indices for which no unique identifier exists, the basket or the index shall be indicated.

Description of Accepted Values	Type	Length	Examples
Up to 150 alphanumeric digits.	Alphanumeric	150	Index Name

This field identifies the name of the strike index used in the index option embedded in the contract. Market participants shall report the name of the index in this field.

An index option is a call or put option contract in which the underlying asset is an index of any sort. For example, in a call, a market participant may buy the right to an index on or before the expiration date at a certain strike index.

Some options, both derivatives and non-derivatives, related to physical delivery of gas or electricity are traded on the basis that the option may be exercised against an index or reference price upon its publication.

As the Agency does not intend to publish a list of indexes because most of them are publicly available and can be readily accessed, the Agency recommends that reporting parties use those indexes exactly as advertised by the publisher.

If the index is not public, then market participants should make best efforts to minimise any discrepancy with the other market participant when reporting this information. Market participants may consider using the following convention:

[commodity]-[delivery area]-[delivery period]-[index name]-[publisher name]

1. GAS-NBP-DAYAHEAD-INDEX-PUBLISHERNAME
2. GAS-EU- FRONTMONTH-AVERAGEPRICE-PUBLISHERNAME
3. ELECTRICITY-GERMANY-FRONTMONTH-FUTURE-EXCHANGENAME

Data Field (38) Option strike index type

No.	Field Identifier	Description
38	Option strike index type	Spot, forward, swap, spread, etc.

Description of Accepted Values	Type	Length	Examples
SO = Spot FW = Forward style contract FU = Future style contract OP = Option style contract OP_FW = Option on a forward OP_FU = Option on a future OP_SW = Option on a swap SP = Spread SW = Swap OT = Other	Text	2	FW

This field identifies the type of strike index of the option used in the contract as reported in Data Field (37). For each index, market participants shall specify the type of index.

For example, if the index is a spot price published by an exchange, the “SO” value shall be reported.

If the index is published by a price reporting agency or other publisher and it represents the delivery of the energy commodity during the course of a specific day, week, weekend, month etc., then the “FW” value shall be reported. If the index is a future price published by an exchange, the “FU” value shall be reported.

Where the contract has several indexes and where each of them may be used to exercise the right to buy or sell the energy commodity, market participants shall report the type of index used against which the option can be exercised per each index reported in Data Field (37) Option strike index. For example:

1. The spot price published by Exchange ABC may be used to exercise the option from 01/01/2015 to 31/12/2017;
2. The index value for a forward contract published by Publisher 123 may be used to exercise the option from 01/04/2015 to 31/03/2018; and
3. Future price published by Exchange XYZ may be used to exercise the option from 01/04/2016 to 31/03/2019.

In this case “SO”, “FW” and “FU” shall be reported in this field.

Data Field (39) Option strike index source

No.	Field Identifier	Description
39	Option strike index source	For each index specifying the fixing type. In case of a basket of indices for which no unique identifier exists, the basket or the index shall be indicated.

Description of Accepted Values	Type	Length	Examples
Up to 100 alphanumeric digits.	Alphanumeric	100	Index Source Name

This field identifies the source of strike index of the option used in the contract as reported in Data Field (37) Option strike index. For each index, market participants shall specify the source of the index.

For example, if the index is a spot price published by Exchange ABC, the name of the exchange shall be reported. If the index is published by a price reporting agency or other publisher, then the name of the publisher shall be reported.

Where the contract has several indexes and where each of them may be used to exercise the option, market participants shall report the source of each index reported in Data Field (37) Option strike index against which the option can be exercised. For example:

1. The spot price published daily by the Exchange ABC may be used to exercise the option from 01/01/2015 to 31/12/2017;
2. The index value for a forward contract published by Publisher 123 may be used to exercise the option from 01/04/2015 to 31/03/2018; and
3. Future price published by the Exchange XYZ may be used to exercise the option from 01/04/2016 to 31/03/2019.

In this case “Exchange ABC”, “Publisher 123” and “Exchange XYZ” shall be reported in this field.

Data Field (40) Option strike price

No.	Field Identifier	Description
40	Option strike price	The strike price of the option.

Description of Accepted Values	Type	Length	Examples
Up to 20 numerical digits in the format xxxxx.yyyyy with a maximum of 5 decimals.	Number	20	125.98

This field identifies the price at which the owner of the option can buy (in the case of a call option), or sell (in the case of a put option), the energy commodity (gas or electricity) or the instrument as indicated in the option contract, e.g. future/forward/swap.

This field shall be reported only if the strike price is available. In the case of an option strike index where the strike price is not available, this field should not be blank.

Where the option has several strike prices and where each of them may be used to exercise the right to buy or sell the energy commodity, market participants shall report all the strike prices at which the option can be exercised.

5.5 Data fields related to delivery profile

This section includes the following fields:		
Field No.	Field name	Non-standard contract
41	Delivery point or zone	M
42	Delivery start date	M
43	Delivery end date	M
44	Load type	M

M = mandatory
O = optional
- = does not apply
** = conditionally required*

Data Field (41) Delivery point or zone

No.	Field Identifier	Description
41	Delivery point or zone	EIC code(s) for the delivery point(s) or market area(s).

Description of Accepted Values	Type	Length	Examples
EIC code, 16-character alphanumeric code.	Alphanumeric	16	10YCB-EUROPEU--8

This field identifies the commodity delivery point or zone. This field shall report the EIC Y code (or an alternative code to be agreed with the Agency if the EIC is not available) to identify the delivery and/or balancing point for the contract.

However, because gas can also be delivered at the interconnection point, then the EIC Z Code for that interconnector maybe used.

Where the contract for the supply of gas may be delivered at a gas storage facility or an LNG terminal, then the EIC W code for that facility shall be reported.

For additional guidance on how to correctly report delivery point or zone, please refer to Annex VI to the TRUM and the List of Accepted EICs attached to the annex.

Data Field (42) Delivery start date

No.	Field Identifier	Description
42	Delivery start date	Start date and time of delivery. For physically delivered contracts this would be the delivery start date of the contract.

Description of Accepted Values	Type	Length	Examples
ISO 8601 date format	Date	n/a	2014-01-29

This field identifies the date that delivery of the commodity under the reported contract starts.

Guidance on reporting Data Field (42) and Data Field (43) when delivery start and end date is not known

Delivery start date in Data Field (42) and Delivery end date in Data Field (43) are mandatory fields. However, the Agency is aware of the fact that, given the characteristics of some non-standard contracts, it is not always possible to report both fields when reporting a contract in Table 2. In order to allow market participants or reporting parties on their behalf to properly report such contracts, the Agency has identified reference codes to be reported in such special cases, as per the examples available in Annex II:

- If the Delivery start date is unknown, by default 1900-01-01 should be reported.
- If the Delivery end date is unknown, by default 2100-12-31 should be reported.

Data Field (43) Delivery end date

No.	Field Identifier	Description
43	Delivery end date	End date and time of delivery. For physically delivered contracts this would be the end delivery date of the contract.

Description of Accepted Values	Type	Length	Examples
ISO 8601 date format	Date	n/a	2014-01-29

This field identifies the end date of delivery of the commodity under the reported contract.

Data Field (44) Load type

No.	Field Identifier	Description
44	Load type	Identification of the delivery profile (base load, peak load, off-peak, block of hours or other).

Description of Accepted Values	Type	Length	Examples
BL = Base load PL = Peak load OP = Off-Peak load BH = Hour/Block Hours SH = Shaped GD = Gas Day OT = Other	Text	2	BL

This field identifies the delivery profile (base load, peak load, off-peak, block of hours or other) of the contract. The load type should be identified as defined in the contract if available. If a delivery profile is not defined in the contract, market participants shall report "OT" for other.

5.6 Data fields related to lifecycle information

This section includes the following fields:		
Field No.	Field name	Non-standard contract
45	Action Type	M

M = mandatory

O = optional
 - = does not apply
 * = conditionally required

Data Field (45) Action type

No.	Field Identifier	Description
45	Action type	When the report contains: - a contract reported for the first time, it will be identified as 'new'; - a modification of details of a previously reported contract, it will be identified as 'modify'; - a cancellation of a wrongly submitted report, it will be identified as 'error'; - a termination of an existing contract, it will be identified as 'cancel'.

Description of Accepted Values	Type	Length	Examples
N = New M = Modify E = Error C = Cancel	Text	1	N

This field identifies the type of action regarding the event that is being reported.

The first submission of a transaction to the Agency of a non-standard contract is an event which will be identified as “new”. Any modification of this report has to be notified to the Agency and reported as “modify”. An example of a report modification is when two parties agree to amend one or more terms of the original agreement (e.g. price, quantity or any other value previously reported). Please note that the modification of the identification code of one of the counterparties is not considered a modification, rather shall be reported as a novation. For further information on novation, please refer to Annex VII to the TRUM.

When an invalidation of a wrongly submitted report is needed, a report shall be submitted to the Agency with the Action type value “error”.

At any time during the term of a contract, the parties may agree or be forced to terminate the contract (i.e. they end the contract earlier than its natural maturity date). This cancelation, i.e. early termination of an existing contract, should be reported as the record with Action type “cancel”.

5.7 Examples of transaction reporting

In order to facilitate transaction reporting and the understanding of how to populate the data fields in Table 2 of the Annex to the REMIT Implementing Regulation, the Agency provides a number of examples of transaction reports. The examples can be found in Annex II of this document.

It is worth noting that not all the data fields are mandatory for all transactions. The data fields are expected to be reported only when it is applicable according to this manual. The Agency has prepared an extensive list of trading scenarios to show what is expected and applicable to each scenario. However, the Agency is aware of the fact that, given the characteristics of some transactions, not all the possible trading scenarios have been covered in this manual.

6 Reporting of electricity transportation contracts

The reporting of electricity transportation contracts to ACER between two balancing zones within the European Union will be mandatory from 7 April 2016 onwards. In this Chapter, the Agency provides information on how the data fields listed in Table 3 of the Annex to the REMIT Implementing Regulation should be populated. In subsequent editions of the TRUM, the Agency may also provide further guidance on how to report electricity transportation contracts. It should be noted that Table 3 of the Annex to the REMIT Implementing Regulation shall be used for the reporting of both standard and non-standard electricity transportation contracts.

It is worth noting that not all the data fields are mandatory for all transactions. Data fields are expected to be populated when applicable according to this manual. The Agency has prepared a list of trading scenarios to show what is expected and applicable to each scenario. The trading scenarios are listed in Annex III.

6.1 Data fields related to common data for total primary allocation results and secondary market resale and transfer rights and bid document

This section includes the following fields:	
Field No.	Field name
1	Document identification
2	Document version
3	Document type
4	Sender identification
5	Sender role
6	Receiver identification
7	Receiver role
8	Creation date and time
9	Bid time interval/applicable time interval
10	Domain
11	Document status (if applicable)

Data Field (1) Document identification

No.	Field Identifier	Description
1	Document identification	Unique identification of the document for which the time series data is being supplied.

Description of Accepted Values	Type	Length	Examples
Sender Unique Identification	String	Maximum 35	A_R-IT-FR-I-HOURLY1624-140709-01

This field identifies the unique identification of the document for which the time series data is being supplied. A Bid Document for a given set of time series and a given bid period must have a unique identification assigned by the sender of the document for all transmissions to the receiver. All additions, modifications, or suppressions for the time series and bid period must use the same identification.

This field is mandatory.

Data Field (2) Document version

No.	Field Identifier	Description
2	Document version	Version of the document being sent. A document may be sent several times, each transmission being identified by a different version number that starts at 1 and increases sequentially.

Description of Accepted Values	Type	Length	Examples
An integer value starting with 1. 1 2 3 ... 999	Integer	Maximum 3	1

This field identifies the document version. The document version is used to identify a given version of a time series set for a given bid period. The first version number for a given document identification shall normally be 1. The document version number must be incremented for each retransmission of a document that contains changes to the previous version. The receiving system shall only accept a document with a version number which is greater than the previous version number of the same document.

This field is mandatory.

Data Field (3) Document type

No.	Field Identifier	Description
3	Document type	The coded type of the document being sent.

Description of Accepted Values	Type	Length	Examples
Refer to ENTSO-E Code list for data interchange document for valid codes. A24: Bid Document	Alphanumeric	3 (no blanks)	A24

This field identifies the document type. The document type identifies the information flow characteristics. The initial code to be used is: A24: Bid Document.

Data Field (4) Sender identification

No.	Field Identifier	Description
4	Sender identification	Identification of the party that is the owner of the document and is responsible for its content (EIC code).

Description of Accepted Values	Type	Length	Examples
EIC	Alphanumeric	Maximum 16	10X1001A1001A450

This field indicates the identification of the owner and sender of the document. The sender of the document is identified by a unique coded identification. This code identifies the party that is the “owner” of the information being transmitted in the document and who is responsible for its content.

It should be borne in mind that for the reporting of transportation contracts, the Agency had to rely on existing industry schemas which were originally defined for different purposes and therefore have to be understood in a way that they comply with the REMIT transaction reporting regime. For its original

purpose, the field and its values assume that the sender is normally a TSO or another market participant.

However, for the purpose of reporting under REMIT, the sender may not only be a self-reporting market participant, but also a third-party RRM. When the reporting entity is a third-party RRM, the third-party RRM has certain responsibilities for the document content as they have to validate the data they receive from market participants, ensure completeness, accuracy and timely submission of the data according to Article 11(2) of REMIT Implementing Regulation and, if necessary, correct and resubmit the rejected data in line with Article 11(2) of REMIT Implementing Regulation. This is why the sender identification has to identify the third-party RRM in cases where a third-party RRM reports.

This field is mandatory.

Data Field (5) Sender role

No.	Field Identifier	Description
5	Sender role	Identification of the role that is played by the sender, e.g. TSO or other reporting party.

Description of Accepted Values	Type	Length	Examples
Refer to ENTSO-E Code list for data interchange document for the valid list of codes. A07 = Transmission capacity allocator	Alphanumeric	Maximum 3	A07

This field indicates the role of the sender within the document. The sender role, depending on the operational process which identifies the role of the sender within the document.

This field is mandatory.

Data Field (6) Receiver identification

No.	Field Identifier	Description
6	Receiver identification	Identification of the party who is receiving the document.

Description of Accepted Values	Type	Length	Examples
EIC	Alphanumeric	Maximum 16	10X1001A1001A450

This field identifies the party receiving the document. The receiver of the document is identified by a unique coded identification. In general, this identifies the auction office or its representative.

The codification scheme used for the coded identification is indicated by the coding scheme attribute. It is a 3-character alphanumeric code.

This field is mandatory.

Data Field (7) Receiver role

No.	Field Identifier	Description
7	Receiver role	Identification of the role played by the receiver.

Description of Accepted Values	Type	Length	Examples
--------------------------------	------	--------	----------

Refer to ENTSO-E Code list for data interchange document for the valid list of codes. A32 = Market information aggregator	Alphanumeric	3	A32
--	--------------	---	-----

This field indicates the receiver role, which identifies the role of the receiver of the document.

This field is mandatory.

Data Field (8) Creation date and time

No.	Field Identifier	Description
8	Creation date and time	Date and time of the creation of the document, e.g. when the TSO or other reporting entity sends the transaction to the Agency.

Description of Accepted Values	Type	Length	Examples
ISO 8601 date format using UTC time format.	Date and Time	30	2014-01-29T10:35:56Z

This field indicates the date and time that the document was prepared for transmission by the sender.

This field is mandatory.

Data Field (9) Bid time interval

No.	Field Identifier	Description
9	Bid time interval/applicable time interval	The beginning and ending date and time of the period covered by the document.

Description of Accepted Values	Type	Length	Examples
ISO 8601 date format using UTC time format.	Date and Time	41	2009-03-01T13:00:00Z/2010-05-11T15:30:00Z

This field identifies the beginning and ending date and time of the period covered by the document. This information provides the start and end date and time of the bid period. The receiver will discard any time intervals outside the bid period. Please note that this field is reported in two different fields in the schema e.g. start and end date.

This field is mandatory.

Data Field (10) Domain

No.	Field Identifier	Description
10	Domain	The domain covered within the document.

Description of Accepted Values	Type	Length	Examples
EIC	Alphanumeric	The maximum length of this information is 16 characters	10Y0000123456789

This field identifies the domain that is covered in the bid Document. This covers what auction identifications may be used.

Data Field (11) Document status

No.	Field Identifier	Description
11	Document status (if applicable)	Identifies the status of the document.

Description of Accepted Values	Type	Length	Examples
Refer to ENTSO-E Code list for data interchange document for the valid list of codes. A01 = Intermediate A02 = Final	Alphanumeric	3 characters.	A02

This field is mandatory.

6.2 Data fields related to capacity allocation time series (for primary allocation)

This section includes the following fields:	
Field No.	Field name
12	Time series identification
13	Bid document identification
14	Bid document version
15	Bid identification
16	Bidding party
17	Auction identification
18	Business type
19	In area
20	Out area
21	Contract type
22	Contract identification
23	Measure unit quantity
24	Currency
25	Measure unit price
26	Curve type
27	Classification category

Data Field (12) Time series identification

No.	Field Identifier	Description
12	Time series identification	An identification that uniquely identifies the time series.

Description of Accepted Values	Type	Length	Examples
Time series Unique Identification	Alphanumeric	Maximum 35	TotalAllocationResults_TS_2099333 or 1432_137_42_40_559

This field identifies the time series. This must be a unique number that is assigned by the auction office for each time series in the document.

This field is mandatory.

Data Field (13) Bid document identification

No.	Field Identifier	Description
13	Bid document identification	The identification of the document in which the bids or resale references are contained.

Description of Accepted Values	Type	Length	Examples
Unique bid document identification	Alphanumeric	Maximum 35	AA-BB-T-PROUCTXXX- YYMMDD-01 or 1432_11XTEST----- 1_42_40

This field identifies the document for which the bids referenced are contained. Each bid allocated is contained in the bid document sent by the user.

This field is mandatory.

Data Field (14) Bid document version

No.	Field Identifier	Description
14	Bid document version	Version of the bid document having been sent.

Description of Accepted Values	Type	Length	Examples
An integer value starting with 1. 1 2 3 ... 999	Integer	Maximum 3	1

This field identifies the document version for the bid document.

This field is mandatory.

Data Field (15) Bid identification

No.	Field Identifier	Description
15	Bid identification	The identification of the time series that was used in the original bid. This is the unique number that is assigned by the bidder when they made their original bid or resale. Left blank if not applicable.

Description of Accepted Values	Type	Length	Examples
Unique time series document identification	Alphanumeric	Maximum 35	BID00001

This field uniquely identifies the bid. This is the unique number that is assigned by the bidder when he made his original bid.

This field is mandatory.

Data Field (16) Bidding party

No.	Field Identifier	Description
16	Bidding party	Identification of market participant who bid for the capacity or resold capacity (EIC X Code).

Description of Accepted Values	Type	Length	Examples
EIC	Alphanumeric	Maximum 16	10X1001A1001A450

This field is mandatory.

Data Field (17) Auction identification

No.	Field Identifier	Description
17	Auction identification	The identification linking the allocation to a set of specifications created by the auction operator.

Description of Accepted Values	Type	Length	Examples
Unique Identification that clearly identifies the auction to which the bid is addressed.	Alphanumeric	Maximum 35	AT-CH-M-BASE-----140801-01

This field is mandatory.

Data Field (18) Business type

No.	Field Identifier	Description
18	Business type	Identifies the nature of the time series.

Description of Accepted Values	Type	Length	Examples
Refer to ENTSO-E Code list for data interchange document for the valid list of codes. A03 = External Trade Explicit Capacity	Alphanumeric	3	A03

This field indicates the nature of the time series.

This field is mandatory.

Data Field (19) In area

No.	Field Identifier	Description
19	In area	The area where the energy is to be delivered (EIC Y Code).

Description of Accepted Values	Type	Length	Examples
EIC	Alphanumeric	The maximum length of this information is 16 characters	10Y0000123456789

This field provides an identification of the area where the energy is going (10Y code of area where the energy is going).

This field is mandatory.

Data Field (20) Out area

No.	Field Identifier	Description
20	Out Area	The area where the energy is coming from (EIC Y Code).

Description of Accepted Values	Type	Length	Examples
EIC	Alphanumeric	The maximum length of this information is 16 characters	10Y0000123456789

This field identifies the area where the energy is coming from (10Y code of area where the energy is coming from).

This field is mandatory.

Data Field (21) Contract type

No.	Field Identifier	Description
21	Contract Type	The contract type defines the conditions under which the capacity was allocated and handled, e.g. daily auction, weekly auction, monthly auction, yearly auction, long term contract, etc.

Description of Accepted Values	Type	Length	Examples
Refer to ENTSO-E Code list for data interchange document for the valid list of codes A01 = Daily A02 = Weekly A03 = Monthly A04 = Yearly	Alphanumeric	3	A01

This field defines the conditions under which the capacity was allocated and handled. The significance of this type is dependent on the in area and out area specific coded working methods. The Transmission Capacity Allocator responsible for the area in question auctions defines the contract type to be used, e.g.: daily auction, weekly auction, monthly auction, yearly auction, long term contract, etc.

This field is mandatory.

Data Field (22) Contract identification

No.	Field Identifier	Description
22	Contract identification	The contract identification of the time series instance. This must be a unique number that is assigned by the auction operator and shall be used for all references to the allocation.

Description of Accepted Values	Type	Length	Examples
--------------------------------	------	--------	----------

Capacity Agreement Identifications (CAI)	Alphanumeric	Maximum 35	3105105CY601
--	--------------	------------	--------------

This field provides an identification that uniquely identified the allocation. This must be a unique number that is assigned by the auction office and shall be used for all references to the allocation.

This field is mandatory for the assigning party if capacity was allocated.

Data Field (23) Measure unit quantity

No.	Field Identifier	Description
23	Measure unit quantity	The unit of measure in which the quantity in the time series is expressed.

Description of Accepted Values	Type	Length	Examples
Refer to ENTSO-E Code list for data interchange document for the valid list of codes.	Alphanumeric	Maximum 3	MWH

This field indicates the unit if measurement used for the quantities expressed within the time series.

This information is mandatory.

Data Field (24) Currency

No.	Field Identifier	Description
24	Currency (if applicable)	The currency in which the monetary amount is expressed.

Description of Accepted Values	Type	Length	Examples
Refer to ENTSO-E Code list for data interchange document for the valid list of codes.	Alphanumeric	Maximum 3 ISO 4217	EUR

This field indicates the currency used for the monetary amount expressed within the time series.

This information is mandatory if available.

Data Field (25) Measure unit price

No.	Field Identifier	Description
25	Measure unit price (if applicable)	The unit of measure in which the price in the time series is expressed.

Description of Accepted Values	Type	Length	Examples
Refer to ENTSO-E Code list for data interchange document for the valid list of codes.	Alphanumeric	Maximum 3	MWH

This field indicates the unit if measurement used for the price expressed within the time series (MW per unit, MWh per unit, etc.).

This information is mandatory if available.

Data Field (26) Curve type

No.	Field Identifier	Description
26	Curve type (if applicable)	Describes the type of the curve that is being provided for the time series in question, e.g. variable sized block or fixed size block or point).

Description of Accepted Values	Type	Length	Examples
Refer to ENTSO-E Code list for data interchange document for the valid list of codes. A01 – Sequential fixed size blocks A02 – Points A03 – Variable sized blocs A04 – Overlapping brakepoints A05 – Non-overlapping brakepoints	Alphanumeric	Maximum 3	A01

This field represents the coded identification of the curve that is described in the Period and Interval class.

If the “Curve Type” element is omitted in the XML instance a default value of “sequential fixed sized blocks” shall be understood. Sequential fixed size blocks (A01) curve is made of successive Intervals of time (Blocks) of constant duration (size), where the size of Blocks is equal to the Resolution of the Period. The value of the Quantity remains constant within each block.

Data Field (27) Classification category

No.	Field Identifier	Description
27	Classification category (if applicable)	The category of the product as defined by the market rules.

Description of Accepted Values	Type	Length	Examples
Refer to ENTSO-E Core Component Code list document for valid codes. The following codes have been initially defined: A01: Base A02: Peak A03: Off-peak A04: Hourly	Alphanumeric	3	A01

This information provides the basic category of the auction and describes what hours of the day are being auctioned.

This information is mandatory.

6.3 Data fields related to No-Bid auction time series (for primary allocation)

This section includes the following fields:	
Field No.	Field name
28	Identification
29	Auction identification
30	Classification category

Data Field (28) Identification

No.	Field Identifier	Description
28	Identification	The identification of a time series instance.

Description of Accepted Values	Type	Length	Examples
Time series Unique Identification	Alphanumeric	Maximum 35	1432_275_66_43_1207

This field provides an identification that uniquely identified the no-bid auction time series. There may be several no-bid auction time series classes for a total allocation results document. Each time series identifies an auction where no market participant bids have been received.

Data Field (29) Auction identification

No.	Field Identifier	Description
29	Auction identification	The identification of the auction where no bids have been received.

Description of Accepted Values	Type	Length	Examples
Identification of a no bid auction.	Alphanumeric	Maximum 35	1432_275_66_44_1805

This field provides an identification of the auction where no bids have been received.

Data Field (30) Classification category

No.	Field Identifier	Description
30	Classification category (if applicable)	The category of the product as defined by the market rules.

Description of Accepted Values	Type	Length	Examples
Refer to ENTSO-E Core Component Code list document for valid codes. The following codes have been initially defined: A01: Base A02: Peak A03: Off-peak A04: Hourly	Alphanumeric	3	A01

This field provides the classification category identifying the type of auction that is being held in respect to a given time period.

This field is mandatory if applicable.

6.4 Data fields related to secondary rights time series (for secondary rights)

This section includes the following fields:	
Field No.	Field name
31	Time series identification
32	Business type
33	In area

34	Out area
35	Rights holder
36	Transferee party
37	Contract identification
38	Contract type
39	Previous contract identification
40	Measure unit quantity
41	Auction identification
42	Currency
43	Measure unit price
44	Curve type

Data Field (31) Time series identification

No.	Field Identifier	Description
31	Time series identification	The identification of the time series instance. This must be a unique number that is assigned by the sender for each time series in the document.

Description of Accepted Values	Type	Length	Examples
Time series Unique Identification	Alphanumeric	Maximum 35	RS123446928 or 1432_137_42_40_559

This field provides a unique number that is assigned by the sender for each time series in the document.

This field is mandatory.

Data Field (32) Business type

No.	Field Identifier	Description
32	Business type	Identifies the nature of the time series, e.g. capacity rights, capacity transfer notification, etc.

Description of Accepted Values	Type	Length	Examples
Refer to ENTSO-E Code list for data interchange document for the valid list codes. A57 = Resale pricing	Alphanumeric	3	A57

This field indicates the nature of the time series concerning the rights.

This field is mandatory.

Data Field (33) In area

No.	Field Identifier	Description
33	In area	The area where the energy is to be delivered (EIC Y Code).

Description of Accepted Values	Type	Length	Examples
EIC	Alphanumeric	The maximum length of this information is 16 characters	10Y0000123456789

This field identifies the area where the energy is going (10Y code of area where the energy is going).

This field is mandatory.

Data Field (34) Out area

No.	Field Identifier	Description
34	Out area	The area where the energy is coming from (EIC Y Code).

Description of Accepted Values	Type	Length	Examples
EIC	Alphanumeric	The maximum length of this information is 16 characters	10Y0000123456789

This field identifies the area where the energy is coming from (10Y code of area where the energy is coming from).

This field is mandatory.

Data Field (35) Rights holder

No.	Field Identifier	Description
35	Rights holder	Identification of the market participant who is owner of or has the right to use, the transmission rights in question (EIC X Code).

Description of Accepted Values	Type	Length	Examples
EIC	Alphanumeric	The maximum length of this information is 16 characters	10X0000123456789

This field identifies the Rights Holder by a unique coded identification. Whenever rights are transferred, the Rights Holder is the transferor of the rights.

This field is mandatory.

Data Field (36) Transferee party

No.	Field Identifier	Description
36	Transferee party (if applicable)	Identification of the market participant to whom the rights are being transferred or the interconnection trade responsible designated by the transferor (as designated in the rights holder attribute) to use the rights (EIC X Code).

Description of Accepted Values	Type	Length	Examples
--------------------------------	------	--------	----------

EIC	Alphanumeric	The maximum length of this information is 16 characters	10X0000123456789
-----	--------------	---	------------------

This field identifies the Transferee party by a unique coded identification. In certain cases the transferee party also acts as Interconnection Trade Responsible.

This field is mandatory in case of transfers.

Data Field (37) Contract identification

No.	Field Identifier	Description
37	Contract identification	The contract identification of the time series instance. This must be the number that has been assigned by the transmission capacity allocator, e.g. the TSO or auction operator, or allocation platform.

Description of Accepted Values	Type	Length	Examples
Capacity Agreement Identifications (CAI)	Alphanumeric	Maximum 35	3105105CY601

This field provides the number that has been assigned by the Transmission Capacity Allocator. This field provides identification that uniquely identifies the allocation.

This field is mandatory.

Data Field (38) Contract type

No.	Field Identifier	Description
38	Contract type	The contract type defines the conditions under which the rights was allocated and handled, e.g. daily auction, weekly auction, monthly auction, yearly auction, etc.

Description of Accepted Values	Type	Length	Examples
Refer to ENTSO-E Code list for data interchange document for the valid list of codes. A01 = Daily A02 = Weekly A03 = Monthly A04 = Yearly	Alphanumeric	3	A01

This field defines the conditions under which the rights were allocated and handled. The significance of this type is dependent on the in area and out area specific coded working methods.

The Transmission Capacity Allocator responsible for the area in question auctions defines the contract type to be used, e.g.: daily auction, weekly auction, monthly auction, yearly auction, Long-term contract, etc.

This field is mandatory.

Data Field (39) Previous contract identification

No.	Field Identifier	Description
39	Previous contract identification (if applicable)	The identification of a previous contract used to identify the transfer rights.

Description of Accepted Values	Type	Length	Examples
Capacity Agreement Identifications (CAI)	Alphanumeric	Maximum 35	3105105CY601

This information identifies the previous identification that was used to identify the rights. This is only applicable if there was a change in Contract Identification information.

Data Field (40) Measure unit quantity

No.	Field Identifier	Description
40	Measure unit quantity	The unit of measure that is applied to the quantities in which the time series is expressed.

Description of Accepted Values	Type	Length	Examples
Refer to ENTSO-E Code list for data interchange document for the valid list of codes.	Alphanumeric	Maximum 3	MWH

This field indicates the unit of measurement used for the quantities expressed within the time series.

This field is mandatory.

Data Field (41) Auction identification

No.	Field Identifier	Description
41	Auction identification (if applicable)	The identification linking the capacity rights to a set of specifications created by the transmission capacity allocator, e.g. TSO or auction operator, or allocation platform.

Description of Accepted Values	Type	Length	Examples
Unique Identification that clearly identifies the auction to which the bid is addressed.	Alphanumeric	Maximum 35	AT-CH-M-BASE-----140801-01

This field provides a unique identification of the set of specifications that clearly defines the auction to which the capacity rights submitted by the Capacity Trader are to be re-auctioned.

Data Field (42) Currency

No.	Field Identifier	Description
42	Currency (if applicable)	The currency in which the monetary amount is expressed.

Description of Accepted Values	Type	Length	Examples
Refer to ENTSO-E Code list for data interchange document for the valid list of codes.	String	Maximum 3 ISO 4217	EUR

This field indicates the currency used for the monetary amount expressed within the time series.

This information is mandatory if available.

Data Field (43) Measure unit price

No.	Field Identifier	Description
43	Measure unit price (if applicable)	The unit of measure in which the price in the time series is expressed.

Description of Accepted Values	Type	Length	Examples
Refer to ENTSO-E Code list for data interchange document for the valid list of codes.	Alphanumeric	Maximum 3	MWh

This field indicates the unit of measurement used for the price expressed within the time series (MW per unit, MWh per unit, etc.).

This information is mandatory if available.

Data Field (44) Curve type

No.	Field Identifier	Description
44	Curve type (if applicable)	Describes the type of the curve that is being provided for the time series in question, e.g. variable sized block or fixed sized block or point.

Description of Accepted Values	Type	Length	Examples
Refer to ENTSO-E Code list for data interchange document for the valid list of codes. A01 – Sequential fixed size blocks A02 – Points A03 – Variable sized blocs A04 – Overlapping breakpoints A05 – Non-overlapping breakpoints	Alphanumeric	Maximum 3	A01

This field represents the coded identification of the curve that is described in the Period and Interval class.

If the “Curve Type” element is omitted in the XML instance a default value of “sequential fixed sized blocks” shall be understood. Sequential fixed size blocks (A01) curve is made of successive Intervals of time (Blocks) of constant duration (size), where the size of Blocks is equal to the Resolution of the Period. The value of the Quantity remains constant within each block.

This information is mandatory if available.

6.5 Data fields related to period for primary allocation and secondary processes

This section includes the following fields:	
Field No.	Field name
45	Time interval
46	Resolution

Data Field (45) Time interval

No.	Field Identifier	Description
45	Time interval	This information provides the date and time of the start and end of the reported period.

Description of Accepted Values	Type	Length	Examples
ISO 8601 date format using UTC time format.	Date and Time	41	2009-03-01T13:00:00Z/2010-05-11T15:30:00Z

This field identifies the start and end date and time of the time interval of the period in question. The time of the start and end of the period is expressed in UTC.

There may be several period classes for a time series. The overall time interval covered by the period shall be within the complete rights time interval. The number of periods within a time series as characterised by the resolution must completely cover the period's time interval. If a time series is suppressed then the interval quantities are all zeroed out.

This field is mandatory.

Data Field (46) Resolution

No.	Field Identifier	Description
46	Resolution	The resolution defining the number of periods that the time interval is divided (ISO 8601).

Description of Accepted Values	Type	Length	Examples
The resolution is expressed in compliance with ISO 8601. For example PT15M expresses a 15 minute resolution.	Date and Time	PnYnMnDTnHnMnS	PT15M

This field identifies the number of periods that the time interval is divided. Where nY expresses a number of years, nM a number of months, nD a number of days. The letter "T" separates the date expression from the time expression and after it nH identifies a number of hours, nM a number of minutes and nS a number of seconds.

This information defines the resolution of a single period. The time interval must contain a whole number of periods as expressed by the resolution.

This field is mandatory.

6.6 Data fields related to interval for primary and secondary allocation processes

This section includes the following fields:	
Field No.	Field name
47	Position
48	Quantity
49	Price amount
50	Bid quantity
51	Bid price amount

Data Field (47) Position

No.	Field Identifier	Description
47	Position	The relative position of a period within an interval.

Description of Accepted Values	Type	Length	Examples
The relative position must be expressed as a numeric integer value beginning with 1. All leading zeros must be suppressed. The maximum number of characters is 6. 1 2 3 ... 999999	Integer	Maximum 6	1

This information provides the relative position of a period within an interval.

This field is mandatory if available.

Data Field (48) Quantity

No.	Field Identifier	Description
48	Quantity	The quantity that has been allocated in the primary auction. The quantity that has been assigned to the nomination party for secondary rights.

Description of Accepted Values	Type	Length	Examples
The maximum length of this information is 17 numeric characters (decimal mark included). The number of decimal places identifying the fractional part of the quantity depends on local market rules.	Numeric	Maximum 17	10.8

This information defines the quantity that has been assigned to the nomination party for the interval in question and that is expressed in the Measurement Unit. A decimal point value may be used to express values that are inferior to the defined unit of measurement. The decimal mark that separates the digits forming the integral part of a number from those forming the fractional part. (ISO 6093) shall always be a period (“.”). All quantities are non-signed values.

Data Field (49) Price amount

No.	Field Identifier	Description
49	Price amount (if applicable)	The price expressed for each unit of quantity allocated through the primary allocation. The price expressed for each unit of quantity resold or transferred on the secondary market if applicable.

Description of Accepted Values	Type	Length	Examples
--------------------------------	------	--------	----------

The maximum length of this information is 17 numeric characters (decimal mark and sign, if used included).	Numeric ISO 6093	17	1.8
--	---------------------	----	-----

This field indicates the price expressed for each unit. The price indicated in a resale document equal to or above which the quantity may be sold.

This information defines the price expressed in the unit of measurement of Price per unit of quantity in compliance with the pricing scheme based on local market rules. The decimal mark that separates the digits forming the integral part of a number from those forming the fractional part (ISO 6093) shall always be a period (“.”).

This field is mandatory if available.

Data Field (50) Bid quantity

No.	Field Identifier	Description
50	Bid quantity (if applicable)	The quantity that was in the original bid document.

Description of Accepted Values	Type	Length	Examples
The maximum length of this information is 17 numeric characters (decimal mark included).	Numeric ISO 6093	17	1.8

This information defines the quantity that was requested for the interval in question and that is expressed in the Measurement Unit Quantity. A decimal point value may be used to express values that are inferior to the defined unit of measurement. The decimal mark that separates the digits forming the integral part of a number from those forming the fractional part. (ISO 6093) shall always be a period (“.”). All quantities are non-signed values. The number of decimal places identifying the fractional part of the quantity depends on local market rules.

This field is mandatory if available.

Data Field (51) Bid price amount

No.	Field Identifier	Description
51	Bid Price Amount (if applicable)	The original price expressed in the original bid for each unit of quantity requested.

Description of Accepted Values	Type	Length	Examples
The maximum length of this information is 17 numeric characters (decimal mark included).	Numeric ISO 6093	17	1.8

This information reproduces the price expressed in the unit of measurement of Price per unit of quantity requested in the original bid. The decimal mark that separates the digits forming the integral part of a number from those forming the fractional part (ISO 6093) shall always be a period (“.”).

This field is mandatory if available.

6.7 Data fields related to reason for primary allocation and secondary processes

This section includes the following fields:	
Field No.	Field name
52	Reason code
53	Reason text

Data Field (52) Reason code

No.	Field Identifier	Description
52	Reason code (if applicable)	A code providing the status of the allocation or the rights.

Description of Accepted Values	Type	Length	Examples
Refer to ENTSO-E Code list for data interchange document for the valid list of codes. A75: Rights status information A71: Linked bid rejected due to associated bid unsuccessful A72: Original bid divided to permit acceptance A73: Bid accepted A74: Auction Status	Alphanumeric	Maximum 3	A75

This field provides the reason code provides the status of the rights identified. As many reason elements as necessary may be used. This information is at the time series level to provide related explanatory information.

This field is mandatory if available.

Data Field (53) Reason text

No.	Field Identifier	Description
53	Reason text (if applicable)	Textual explanation of the reason code.

Description of Accepted Values	Type	Length	Examples
If the code does not provide all the information to clearly identify the justification of the allocation then the textual information may be provided.	Alphanumeric	Maximum 512	

Used only if the reason code is insufficient to identify an error.

This field is mandatory if available.

6.8 Data fields related to Bid header document and bid document fields for organised market places (applicable for secondary trading)

This section includes the following fields:

Field No.	Field name
54	Subject party
55	Subject role
56	Divisible
57	Linked bids identification
58	Block bid

Data Field (54) Subject party

No.	Field Identifier	Description
54	Subject party	The market participant for whom the bid is being submitted (EIC Code).

Description of Accepted Values	Type	Length	Examples
EIC	Alphanumeric	Maximum 16	10X1001A1001A450

This field identifies the party that is the Capacity Trader for whom the bids are being submitted. The codification scheme used for the coded identification is indicated by the coding scheme attribute.

This field is mandatory.

Data Field (55) Subject role

No.	Field Identifier	Description
55	Subject role	The role of the subject party

Description of Accepted Values	Type	Length	Examples
Refer to ENTSO-E Code list for data interchange document for the valid list of codes. A29 = Capacity Trader	Alphanumeric	Maximum 3	A29

This field identifies the Role of the Subject Party. In this current implementation of ECAN the role shall always be A29, Capacity Trader.

This field is mandatory.

Data Field (56) Divisible

No.	Field Identifier	Description
56	Divisible	An indication whether or not each element of the bid may be partially accepted or not.

Description of Accepted Values	Type	Length	Examples
A01: "Yes" A02: "No"	Alphanumeric	Maximum 3	A01

This field indicates whether or not each element of the bid may be marginal. That is to say that the quantity allocated to each element of the bid may be anything between 0 and the quantity asked. If it is not divisible the quantity may be only 0 or the quantity asked. This is only applicable for last assessed bid. In the case of capacity auctions if the ATC limit is reached divisible means that it may be reduced to the ATC limit and partly accepted.

This field is mandatory if available.

Data Field (57) Linked bids identification

No.	Field Identifier	Description
57	Linked bids identification (if applicable)	Unique identification associated with all linked bids.

Description of Accepted Values	Type	Length	Examples
Unique linked bid identification.	Alphanumeric	Maximum 35	

This field identifies a set of bids that are linked together signifying that they are either all accepted or are all rejected. This identification is defined by the bidder and must be unique for a given auction. The linked bid identification is only provided if a bid is associated with the current bid. Both bids must be cross linked to be valid.

This field is mandatory if available.

Data Field (58) Block bid

No.	Field Identifier	Description
58	Block bid	An indication that the values in the period constitute a block bid and that they cannot be changed.

Description of Accepted Values	Type	Length	Examples
A01 : "Yes" A02: "No"	Alphanumeric	Maximum 3	A01

This field indicates that all the time intervals in the time series are to be considered as a whole and that they cannot be subdivided. The default value for this attribute is A02 = No.

This field is mandatory if available.

6.9 Examples of transaction reporting

In order to facilitate transaction reporting and the understanding of how to populate the data fields in Table 3 of the Annex to the REMIT Implementing Regulation, the Agency provides a number of examples of transaction reports. The examples can be found in Annex II of this document.

It is worth noting that not all the data fields are mandatory for all transactions. The data fields are expected to be reported only when it is applicable according to this manual. The Agency has prepared an extensive list of trading scenarios to show what is expected and applicable to each scenario. However, the Agency is aware of the fact that, given the characteristics of some transactions, not all the possible trading scenarios have been covered in this manual.

The Agency will continue to work with relevant stakeholders on the reporting of electricity transportation contracts and will provide more detailed information on this topic in subsequent updates of the TRUM, including additional trading scenarios in Annex II.

7 Reporting of gas transportation contracts

The reporting to ACER of contracts relating to the transportation of natural gas with delivery in the European Union between two or more locations or bidding zones is mandatory since 7 April 2016. In this Chapter, the Agency provides information on how the data fields listed in Table 4 of the Annex to the REMIT Implementing Regulation should be populated. In subsequent editions of the TRUM, the Agency will also provide further guidance on how to report gas transportation contracts. It should be noted that Table 4 of the Annex to the REMIT Implementing Regulation shall be used for the reporting of both standard and non-standard gas transportation contracts.

It is worth noting that not all the data fields are mandatory for all transactions. Data fields are expected to be populated when applicable according to this manual. The Agency has prepared a list of trading scenarios to show what is expected and applicable to each scenario. The trading scenarios are listed in Annex II.

*The information shall be provided for the following **bookable** points of the transmission system:*

- (a) all interconnection points;*
- (b) entry points of production facilities;*
- (c) for exit points connected to a single customer;*
- (d) entry and exit points to and from storage;*
- (e) entry and exit points to and from LNG facilities and physical hubs.*

In case of bundled capacity each reporting entity reports its contractual part of the transaction.

With reference to the timing of reporting of transactions referred to transmission capacity allocation and the relevant lifecycle events, as stated in Article 7 of the REMIT Implementing Regulation:

- Details of contracts referred to primary allocations (including lifecycle events) shall be reported no later the working day following the availability of the allocation result;
- Details of non-standard contracts such as contracts referred to secondary allocations (including lifecycle events) shall be reported no later than the one month following the conclusion of the contract.

According to Article 10(3) of the REMIT Implementing Regulation, when dealing with the entry into force of the data reporting obligation the Agency established electronic formats based on established industry standards for reporting of information related to the allocation of transportation capacity of natural gas. In particular, as a schema for Table 4 data the Agency adopted the standard set out by Edig@s. Hereinafter the reference to Table 4 schema is intended to correspond to the Edig@s gas capacity allocation schema adopted for Table 4 data reporting. For the REMIT reporting purpose, the present chapter describes solely those fields indicated in the Annex IV of the REMIT Implementing Regulation. Additional guidance on the fields included in the Edig@s schema, but not described in the REMIT Implementing Regulation, is provided in some examples of the Annex II of TRUM. Despite Edig@s schema allows several values for each of the reported fields, for the REMIT data reporting purpose only the values indicated in this chapter for the relevant fields shall be adopted.

7.1 Data fields related to common data for total primary and secondary allocation process

This section includes the following fields:			
Field No.	Field name	Primary allocation	Secondary allocation
1	Sender identification	M	M
2	Organised market place identification	M	M
3	Process identification	M	M
4	Type of gas	M*	M*
5	Transportation transaction identification	M	M
6	Creation date and time	M	M
7	Auction open date and time	M*	M*
8	Auction end date and time	M*	M*
9	Transportation transaction type	M	M
10	Start date and time	M	M
11	End date and time	M	M
12	Offered capacity	M*	M*
13	Capacity category	M*	-

M = mandatory
O = optional
- = does not apply
** = conditionally required*
DV = default value specified in TRUM

Data Field (1) Sender identification

No.	Field Identifier	Description
1	Sender identification	Identification of the party that is the owner of the document and is responsible of its content.

Description of Accepted Values	Type	Length	Examples
ACER code	Alphanumeric	12	A0643278W.EU
EIC X		16	10X1001A1001A450

This field indicates the identification of the owner and/or sender of the document. The sender of the document is identified by a unique identification code which shall be either ACER code or EIC X code.

The unique identification code identifies the party that is the “owner” of the information being transmitted in the document and who is responsible for its content. EDIGAS message includes “Standard header information” and requires the indication of the coding scheme attribute. If EIC X code is used for the identification, the coding scheme attribute shall be equal to “305”. For ACER codes, it shall be equal to “ACE”.

The sender may not only be a TSO or a self-reporting market participant, but also a third-party RRM. When the reporting entity is a third-party RRM, the third-party RRM has certain responsibilities for the document content as they have to validate the data they receive from market participants, ensure completeness, accuracy and timely submission of the data according to Article 11(2) of the REMIT Implementing Regulation and, if necessary, correct and resubmit the rejected data in line with Article

11(2) of the REMIT Implementing Regulation. This is why the sender identification has to identify the third-party RRM in cases where a third-party RRM reports.

Both the identification and the coding scheme are mandatory for primary and secondary allocations.

This field corresponds to the field *issuer_MarketParticipant.identification* in the schema.

Data Field (2) Organised market place identification

No.	Field Identifier	Description
2	Organised market place identification	Identification of organised market place.

Description of Accepted Values	Type	Length	Examples
ACER code	Alphanumeric	12	A0643278W.EU
EIC X		16	10X1001A1001A450

This field identifies the organised marketplace or booking platform¹⁴ where the allocation of capacity was executed.

If the allocation was executed at an organised marketplace, the organised marketplace identification field must contain the ACER code as reported in the List of the Organised Market Places published by ACER or Energy Identification Coding (EIC X-type).

If the capacity allocation occurred on a booking platform, different from an organised marketplace, this field is expected to be populated with the identification code (EIC X-type or ACER code) of the relevant operator of the booking platform.

Where the allocation procedure (primary or secondary) does not take place on an organised marketplace or on a booking platforms (e.g. open season process, over-nomination, bilateral allocation), this field should be populated with 21X-XXXXXXXXXXXY.

Both the identification and the coding scheme are mandatory for primary and secondary allocations. If EIC X code is used for the identification, the coding scheme attribute shall be equal to “305”. For ACER codes, it shall be equal to “ACE”.

This field corresponds to the field *organisedMarketPlace_MarketParticipant.identification* in the schema.

Data Field (3) Process identification

No.	Field Identifier	Description
3	Process identification	The identification of the auction or other process as defined by the capacity allocating entity.

Description of Accepted Values	Type	Length	Examples
Up to 35 alphanumerical digits.	Alphanumeric	Up to 35	590825

This field identifies the auction where the capacity was allocated. The code is uniquely assigned by the auction platform (being an organised marketplace or a booking platform) that hosts the capacity

¹⁴ As defined in the Commission Regulation (EU) 2017/459 of 16 March 2017 establishing a network code on capacity allocation mechanisms in gas transmission systems and repealing Regulation (EU) No 984/2013.

allocation. The process identification should be unique within a particular auction platform, but the same code can also be used by other auction platforms.

The value reported for the population of this field shall match the relevant auction code as indicated in public information by the auction platforms.

The field is mandatory also if the capacity was allocated bilaterally (shipper – shipper, TSO – shipper, TSO – network user), outside of an organised marketplace or outside of a booking platform. In such a case, the field shall be populated with an identification code of the allocation agreed bilaterally by the counterparties.

This field corresponds to the field *process_Transaction.identification* in the schema.

Data Field (4) Type of gas

No.	Field Identifier	Description
4	Type of gas	Identifies the type of gas.

Description of Accepted Values	Type	Length	Examples
HC1 = High Calorific LC1 = Low Calorific	Alphanumeric	3	HC1

The field identifies the type of gas to which the capacity allocation refers to, if with high (H-gas) or low (L-gas) calorific power.

This field is mandatory for allocations occurring via an auction.

This field corresponds to the field *process_Transaction.taxonomy.energyProductType* in the schema.

Data Field (5) Transportation transaction identification

No.	Field Identifier	Description
5	Transportation transaction identification	A uniquely assigned identification number for the capacity allocation as assigned by the organised market place or TSO.

Description of Accepted Values	Type	Length	Examples
Up to 35 digits.	Text	Up to 35	111-67A4552

This field provides the identification of the transportation transaction.

For primary allocations, the value reported in this field provides a unique code that clearly identifies primary capacity allocation as assigned by the auction platform or by the TSO.

In case of successful transaction that ends with an allocated capacity to a market participant whose bid is accepted in the auction, the referred unique code that identifies the capacity allocation corresponds to the identifier of the concluded transaction between the TSO and the “successful MP”. Such code is assigned by the auction platform or by the TSO.

In case of unmatched orders, that do not end with a transaction and thus with allocated capacity, the referred “unique code” is still assigned by the auction platform or by the TSO with the aim to identify the bidding behaviour of the relevant “unsuccessful MP” during the allocation process. In this framework, the Agency is aware that it is the TSO practice to generate the Transportation transaction identification (for both successful and unsuccessful MPs) as:

Process identification (Data Field (3)), followed by “-“ (dash), followed by the EIC code of the relevant Network User.

For secondary allocations, the value reported in this field provides a uniquely assigned identification number for the allocation made between the transferor and transferee as assigned by the Platform Operator or as agreed between the Balancing group(s)/shipper(s) for bilaterally agreed capacity allocations. The value reported in this field by the transferor shall thus be equal to the one reported by the transferee.

This field is mandatory for primary and secondary allocations.

This field corresponds to the field *Transportation_Transaction identification* in the schema.

Data Field (6) Creation date and time

No.	Field Identifier	Description
6	Creation date and time	Creation date and time of the transaction.

Description of Accepted Values	Type	Length	Examples
ISO 8601 date and time format using UTC time format.	Date and Time	30	2014-01-29T10:35:56Z

This field indicates the date and time of the execution of the transaction indicating time zone as expressed by ISO 8601 date format / UTC time format (i.e. represents the transaction timestamp). For example, if the allocation occurs via auction, this field shall reflect the time of the announcement of the auction results or any subsequent modifications or cancellations of the trade transaction. However the Agency is aware that sometimes reporting parties might not be in the position to know the exact time of the announcement of the auction results. In such cases, the data field can be populated with the gate closure of the auction.

For secondary transaction it means the moment the two counterparties agree upon the conclusion of the deal.

This field is mandatory for primary and secondary allocations.

This field corresponds to the field *process_Transaction.transaction_DateTime* in the schema.

Clarification on Data Field (6) Creation date and time in the schema

Data Field (6) Creation date and time in TRUM corresponds to the attribute <process_Transaction.transaction_DateTime.dateTime> in Edig@s schema, and should provide information on the date and time at which the transaction was executed (i.e. the transaction timestamp).

TRUM Data Field (6) shall not be confused with element <creationDateTime> in the Edig@s schema, that reflects the date and time at which the electronic report file was created. The Agency understands that there might be a delay between the execution time of the transaction and the time of xml file creation.

Data Field (7) Auction open date and time

No.	Field Identifier	Description
7	Auction open date and time	The date and time when an auction opens for bidding.

Description of Accepted Values	Type	Length	Examples
ISO 8601 date and time format using UTC time format.	Date and Time	Up to 30	2014-01-29T10:35:56Z

This field indicates the date and time when an auction opens for bidding. Auction open date and time expressed by ISO 8601 date format / UTC time format.

This field is mandatory if the primary or secondary allocations occurs via auctions but shall be left blank if the process of allocation does not involve an auction or call for orders.

This field corresponds to the field *process_Transaction.auctionOpen_DateTime* in the schema.

Data Field (8) Auction end date and time

No.	Field Identifier	Description
8	Auction end date and time	The date and time when an auction closes.

Description of Accepted Values	Type	Length	Examples
ISO 8601 date and time format using UTC time format.	Date and Time	Up to 30	2014-01-29T10:35:56Z

This field indicates the date and time when an auction closes for bidding, i.e. the last point in time when a participant to that market can submit orders and when trading can occur. Auction End Date and Time as expressed by ISO 8601 date format / UTC time format.

For primary or secondary allocations via auction markets, this field is mandatory and shall reflect the gate closure.

If the process of allocation does not involve an auction (e.g. secondary allocations outside an organised marketplace), or in case of call for orders, this field shall be left blank.

This field corresponds to the field *process_Transaction.auctionEnd_DateTime* in the schema.

Data Field (9) Transportation transaction type

No.	Field Identifier	Description
9	Transportation transaction type	The type identifies the nature of transportation transaction to be reported in accordance with current applicable industry standards as specified by Gas Network code on Interoperability and Data Exchange.

Description of Accepted Values	Type	Length	Examples
ZSW = Ascending clock auction ZSX = Uniform price auction ZSY = First come first served ZSZ = Secondary market procedure ZTA = Over-nomination ZTB = Open Subscription Window ZTC = Open season ZTD = Storage allocation ZTE = Non-ascending clock pay-as-bid auction ZTF = Pro-rata ZSP = Capacity conversion	Alphanumeric	3	ZSX

ZSG = Capacity return			
-----------------------	--	--	--

The field identifies the nature of specific transportation transaction to be reported choosing among the values reported above.

For secondary allocations, transactions shall be reported populating this field with ZSZ.

This field is mandatory for primary and secondary allocations.

This field corresponds to the field *process_Transaction.type* in the schema.

Examples of the transaction reporting of the above procedures are available in the Annex II of TRUM.

Data Field (10) Start date and time

No.	Field Identifier	Description
10	Start date and time	Date and time of the start of the transportation transaction runtime.

Description of Accepted Values	Type	Length	Examples
ISO 8601 date and time format using UTC time format.	Date and Time	Up to 30	2018-01-29T04:00Z

This field indicates the start date and time of the transportation period (“transaction runtime” in the Edig@s schema). Date and time shall be expressed as: YYYY-MM-DDThh:mmZ.

This field is mandatory for primary and secondary allocations.

The information on the Start date and time of the transaction period corresponds to the first value to be reported in the field *Transportation_Period timeInterval* in the schema.

Data Field (11) End date and time

No.	Field Identifier	Description
11	End date and time	Date and time of the end of the transportation transaction runtime.

Description of Accepted Values	Type	Length	Examples
ISO 8601 date and time format using UTC time format.	Date and Time	Up to 30	2014-01-29T10:35Z

This field indicates the end date and time of the transportation period (“transaction runtime” in the Edig@s schema). Date and time shall be expressed as: YYYY-MM-DDThh:mmZ.

This field is mandatory for primary and secondary allocations.

The information on the End date and time of the transaction period corresponds to the second value to be reported in the field *Transportation_Period timeInterval* in the schema.

Data Field (12) Offered capacity

No.	Field Identifier	Description
-----	------------------	-------------

12	Offered capacity	The quantity of capacity available in the auction expressed in the measure unit. Only relevant for bidding behaviour monitoring.
----	------------------	--

Description of Accepted Values	Type	Length	Examples
Up to 17 numerical digits (decimal mark included) in the format xxxxx.yyyyy.	Number	Up to 17	200.5

The field represents the total quantity of capacity offered in the specific allocation process (i.e. offered capacity by the TSO in the auction). Hence such value is allocation-process-specific and does not depend on the bidding activity of the market participants.

The value that shall be reported in this field is the capacity available in the auction or call for orders expressed in the Measure unit indicated in Data Field (16).

The decimal mark that separates the digits forming the integral part of a number from those forming the fractional part (ISO 6093) shall always be a period (“.”).

This field is mandatory for allocations occurring via auctions or call for orders procedures.

This field corresponds to the field *offeredCapacity_Quantity.amount* in the schema.

Data Field (13) Capacity category

No.	Field Identifier	Description
13	Capacity category	Applicable capacity category.

Description of Accepted Values	Type	Length	Examples
Z04 = Available total firm capacity Z05 = Interruptible (booked) Z06 = Firm (booked) Z07 = Freely allocable capacity Z08 = Capacity with allocation restrictions and usage restrictions Z09 = Restricted-allocable capacity Z10 = Dynamically allocable capacity Z11 = Temperature related and restricted capacity Z12 = Published technical capacity Z13 = Available interruptible capacity Z14 = Available firm capacity Z15 = Available total interruptible capacity	Alphanumeric	3	Z06

The field identifies the specific type of capacity allocated based on the particular allocation procedure. Capacity category refers to the result of the allocation procedure (booked interruptible, booked firm capacity).

This field is mandatory for primary allocations occurring via auctions.

This field corresponds to the field *process_Transaction.taxonomy.AvailabilityType* in the schema.

7.2 Data fields for lifecycle reporting

This section includes the following fields:			
Field No.	Field name	Primary allocation	Secondary allocation
14	Action type	M	M
<i>M = mandatory</i> <i>O = optional</i> <i>- = does not apply</i> <i>* = conditionally required</i> <i>DV = default value specified in TRUM</i>			

Data Field (14) Action type

No.	Field Identifier	Description
14	Action type	Status code of the report to be reported in accordance with current applicable industry standards as specified in Gas Network code on Interoperability and Data Exchange.

Description of Accepted Values	Type	Length	Examples
62G = Active. 63G = Cancelled. 66G = Changed. 75G = Correction.	Alphanumeric	3	62G

This information provides the status of the document.

The sender indicates if the report submitted is valid and never modified, updated, due to erroneous previous submission, updated due to business decision or not valid anymore:

62G = Active. This data means that the report is valid and has never been updated.

63G = Cancelled. This data means that the report is not valid anymore as the contract has been terminated or cancelled before the period runtime starts.

66G = Changed. This data means that the report initially submitted had to be modified due to a business decision (e.g. modification of the delivery profile).

75G = Correction. This data means that the report initially sent had an error and thus had to be corrected.

This field is mandatory for primary and secondary allocations.

This field corresponds to the field *process_Transaction.action_Status.code* in the schema.

7.3 Data fields for quantity and price reporting

This section includes the following fields:			
Field No.	Field name	Primary allocation	Secondary allocation
15	Quantity	M	M
16	Measure unit	M	M
17	Currency	M	M
18	Total price	M	M
19	Fixed or floating reserve price	M*	-

20	Reserve price	M*	M*
21	Premium price	M*	M*
<p>M = mandatory O = optional - = does not apply * = conditionally required DV = default value specified in TRUM</p>			

Data Field (15) Quantity

No.	Field Identifier	Description
15	Quantity	Total number of units allocated with the transportation transaction as expressed in the measure unit.

Description of Accepted Values	Type	Length	Examples
Up to 17 numerical digits (decimal mark included) in the format xxxxx.yyyyy.	Number	Up to 17	20.5

This field identifies the quantity or capacity (energy per unit of time) for the contract, i.e. the contract size. The value that shall be reported in this field is the energy per time unit, e.g. the number of kW (i.e. kWh/h), expressed in the measure unit indicated in Data Field (16).

In case of unmatched orders (“unsuccessful MP”), that does not end with a transaction and thus with allocated capacity, this field should be populated with “0” (zero).

The maximum length of this information is 17 numeric characters (decimal mark included). All leading zeros are to be suppressed. The number of decimal places identifying the fractional part of the quantity depends on local market rules. A decimal point value may be used to express values that are inferior to the defined unit of measurement.

The decimal mark that separates the digits forming the integral part of a number from those forming the fractional part (ISO 6093) shall always be a period (“.”).

This field is mandatory for primary and secondary allocations.

This field corresponds to the field *contract_Quantity.amount* in the schema.

Data Field (16) Measure unit

No.	Field Identifier	Description
16	Measure unit	The unit of measurement used.

Description of Accepted Values	Type	Length	Examples
KW1 = Kilowatt-hour per hour (kWh/h) KW2 = Kilowatt-hour per day (kWh/d) HM1 = Million cubic meters per hour HM2 = Million cubic meters per day TQH = Thousand cubic meters per hour TQD = Thousand cubic meters per day MQ6 = Normal cubic meters per hour MQ7 = Normal cubic meters per day KWH = Kilowatt hour (kWh) GWH= Gigawatt hour (GWh)	Alphanumeric	3	KW1

This field identifies the unit of measurement used for the reported quantity in Data Field (12), Data Field (15) and Data Field (41).

In case of allocations concluded on an organised marketplace or on a booking platform, the value reported in this field should correspond to the unit as advertised by the auction platform.

This field is mandatory for primary and secondary allocation.

This field corresponds to the field *quantity_MeasureUnit.code* in the schema.

Data Field (17) Currency

No.	Field Identifier	Description
17	Currency	The currency in which the monetary amount is expressed.

Description of Accepted Values	Type	Length	Examples
EUR = Euro BGN = Bulgarian lev CHF = Swiss franc CZK = Czech koruna DKK = Danish krone GBP = Pound sterling HUF = Hungarian forint ISK = Icelandic króna NOK = Norwegian krone PLN = Polish złoty RON = Romanian new leu SEK = Swedish krona/kronor USD = U.S. dollar	Text	3	EUR

This field identifies the currency in which the monetary amount is expressed (currency of the price using the smallest denomination in the currency system).

If needed, the Agency recommends using the last available European Central Bank foreign exchange reference rate for the currency conversion valid for the day of the execution of the transaction.

This field is mandatory for primary and secondary allocations.

This field corresponds to the field *currency.code* in the schema.

Data Field (18) Total price

No.	Field Identifier	Description
18	Total price	Reserve price at time of the auction plus auction premium or regulated tariff in case of other allocation mechanism than auction.

Description of Accepted Values	Type	Length	Examples
Up to 17 numerical digits (decimal mark included) in the format xxxxx.yyyyy.	Number	Up to 17	1.8

This field indicates the total price of the unit of allocated capacity, being primary or secondary. In case of allocation of bundled capacity, each TSO should report the relevant individual share of the price of

the transaction. The individual contributions to the price of those transactions are matched through Data Field (5), i.e. transportation transaction identification.

The price reported in this field shall be expressed in the currency reported in Data Field (17). It is worth noticing that the reported Total price value should be valid for one unit of the contracted capacity but not for the price of the total volume of the contracted capacity per network user.

In case of both bundled and unbundled capacity, the value reported in this field should correspond to the sum of Data Field (20) and Data Field (21).

The maximum length of this information is 17 numeric characters (decimal mark included). All leading zeros are to be suppressed.

This field is mandatory for primary and secondary allocations.

This field corresponds to the field *total_Price.amount* in the schema.

Population of Data Field (18) in case of zero premium and reserve price

The Agency is aware that on some occasions it is possible to have a zero (0) reserve price according to the tariff methodologies, e.g. for in-country points or points connected to storage facilities. In such cases, if the auction ends without premium, the total price reported in Data Field (18) would be also equal to zero.

Data Field (19) Fixed or floating reserve price

No.	Field Identifier	Description
19	Fixed or floating reserve price	Identification of the type of the reserve price.

Description of Accepted Values	Type	Length	Examples
Z07 = Fixed Price Z08 = Floating Price	Alphanumeric	3	Z07

This field is mandatory if Data Field (20) Reserve price is populated in primary allocations. The field qualifies the type of the reserve price reported in Data Field (20).

This field corresponds to the field *reserve_Price.type* in the schema.

Data Field (20) Reserve price

No.	Field Identifier	Description
20	Reserve price	The identification of the reserve price for the auction.

Description of Accepted Values	Type	Length	Examples
Up to 17 numerical digits (decimal mark included) in the format xxxxx.yyyyy.	Number	Up to 17	1.8

This field identifies the reserve price for the auction, if applicable. In case of bundled capacity, each TSO should report the relevant individual share of the price of the transaction.

The price reported in this field shall be expressed in the currency reported in Data Field (17) per unit of measurement as indicated in Data Field (16).

This field is mandatory for allocations occurring via auctions (primary allocations and secondary if occurred via auctions) where a reserve price applies.

This field corresponds to the field *reserve_Price.amount* in the schema.

Data Field (21) Premium price

No.	Field Identifier	Description
21	Premium price	The identification of the premium price for the auction.

Description of Accepted Values	Type	Length	Examples
Up to 17 numerical digits (decimal mark included) in the format xxxxx.yyyyy.	Number	Up to 17	1.8

This field identifies the additional amount on top of the reserve price as agreed between TSO and the market participant. In case of bundled capacity, each TSO should report the relevant individual share of the premium of the transaction.

The price reported in this field shall be expressed in the currency reported in Data Field (17) per unit of measurement as indicated in Data Field (16).

The maximum length of this information is 17 numeric characters (decimal mark included). All leading zeros are to be suppressed.

This field is mandatory for allocations occurring via auctions (primary allocations and secondary if occurred via auctions) where a premium applies.

This field corresponds to the field *premium_Price.amount* in the schema.

7.4 Data fields for identification of location and market participant

This section includes the following fields:			
Field No.	Field name	Primary allocation	Secondary allocation
22	Network point identification	M	M
23	Bundling	M*	M*
24	Direction	M	M
25	TSO 1 identification	M	M
26	TSO 2 Identification	M*	M*
27	Market participant identification	M	M
28	Balancing group or portfolio code	M*	M*

M = mandatory
O = optional
- = does not apply
** = conditionally required*
DV = default value specified in TRUM

Data Field (22) Network point identification

No.	Field Identifier	Description
22	Network point identification	Within a network system according to the EIC code.

Description of Accepted Values	Type	Length	Examples
EIC Y, Z or W	Alphanumeric	16	10Y0000123456789

This field identifies the network point to which the allocated capacity refers to. The identification of the network point occurs via the indication of the EIC code (type Y, Z or W). For the validity of the EIC code adopted, reporting parties are invited to refer to the identification code registry provided by ENTSO-E¹⁵. In the schema, this field requires the indication of the coding scheme attribute as well. For EIC codes, the coding scheme attribute shall be equal to “305”.

The field is mandatory for primary and secondary allocations.

This field corresponds to the field *process_Transaction.connectionPoint.identification* – CODINGScheme in the schema.

Data Field (23) Bundling

No.	Field Identifier	Description
23	Bundling	Specification of bundling.

Description of Accepted Values	Type	Length	Examples
ZEO = Bundled capacity ZEP = Unbundled capacity	Alphanumeric	3	ZEO

This field is represented in the EDIGAS schema as “CapacityType.CODE” and the code for “bundled” is “ZEO” and that for unbundled is “ZEP”.

This field is mandatory for allocations occurring via auctions (primary allocations and secondary if occurred via auctions).

This field corresponds to the field *process_Transaction.capacityType.code* in the schema.

Data Field (24) Direction

No.	Field Identifier	Description
24	Direction	Specification of direction.

Description of Accepted Values	Type	Length	Examples
Z02 = Input Quantity Z03 = Output Quantity	Alphanumeric	3	Z02

This field specifies the direction of the transportation capacity in relation to the transmission system operated by the responsible TSO reported in Data Field (25). The TSO sells capacity with a direction in both bundled and unbundled capacity.

¹⁵ [EIC CODES \(entsoe.eu\)](http://entsoe.eu)

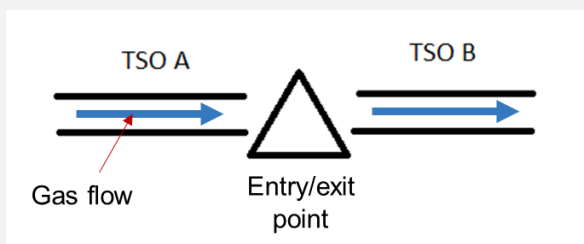
This field is mandatory for primary and secondary allocations.

This field corresponds to the field *direction.code* in the schema.

Clarifications on the Data Field (24) Direction

The indication of the direction to be reported in Data Field (24) should represent the direction of the gas flow in respect to the responsible TSO reported in Data Field (25).

Figure 4: Identification of the direction for gas transportation transactions



For bundled capacity, the direction field represents the TSO's side. Hence in case of allocated bundled capacity with direction from TSO A to TSO B (see Figure 4), this field is expected to be populated with "Z03" when Data Field (25) TSO1 identification reports TSO A.

Data Field (25) TSO 1 identification

No.	Field Identifier	Description
25	TSO 1 identification	The identification of the TSO for which the data reporting is made.

Description of Accepted Values	Type	Length	Examples
ACER code	Alphanumeric	12	A0643278W.EU
EIC		16	10X0000123456789

This field identifies the responsible TSO for the allocated capacity. In case of primary allocations, this field indicates the TSOs on whose behalf the data reporting is made.

The responsible TSO shall be identified by a unique identification code, either ACER code or EIC code.

In the schema, this field requires the indication of the coding scheme attribute as well. For EIC codes, the coding scheme attribute shall be equal to "305". For ACER codes, it shall be equal to "ACE".

The identifier reported in this field shall correspond to the relevant one listed in CEREMP.

The field is mandatory for primary and secondary allocations.

This field corresponds to the field *process_Transaction.responsibleTso_MarketParticipant.identification* – CODINGScheme in the schema.

Data Field (26) TSO 2 identification

No.	Field Identifier	Description
26	TSO 2 identification	The identification of the counter TSO.

Description of Accepted Values	Type	Length	Examples
ACER code	Alphanumeric	12	A0643278W.EU
EIC		16	10X0000123456789

This field is mandatory for primary allocations if Data Field (23) is filled in with ZEO, i.e. only in case of allocation of bundled capacity. For secondary allocations of bundled capacity, this information shall be included if available to the reporting parties.

TSO 2 shall be identified by a unique identification code, either ACER code or EIC code.

In the schema, this field requires the indication of the coding scheme attribute as well. For EIC codes, the coding scheme attribute shall be equal to “305”. For ACER codes, it shall be equal to “ACE”.

This field corresponds to the field *process_Transaction.adjacentTso_MarketParticipant.identification – codingscheme* in the schema.

Data Field (27) Market participant identification

No.	Field Identifier	Description
27	Market participant identification	The market participant to which the capacity is assigned.

Description of Accepted Values	Type	Length	Examples
ACER code	Alphanumeric	12	A0643278W.EU
EIC X-type		16	10X1001A1001A450

This field identifies the market participant to which the capacity is assigned.

The identification code (i.e. ACER code or EIC X code) reported in this field shall correspond to the code assigned to or provided by the relevant Market Participant in CEREMP as part of its registration under [Article 9 of Regulation \(EU\) No 1227/2011](#).

In case of primary allocations or allocations occurring via auctions, this field shall be populated also in case of unsuccessful market participants, i.e. those market participants that inserted a bid but did not succeed in getting an allocated capacity.

In case of secondary allocation occurring outside an organised marketplace, this field shall be populated with the market participant on whose behalf the report is sent. The two legs of those transactions are matched through Data Field (5), i.e. transportation transaction identification.

This field is mandatory for primary and secondary allocations.

In the schema, this field requires the indication of the coding scheme attribute as well. For EIC codes, the coding scheme attribute shall be equal to “305”. For ACER codes, it shall be equal to “ACE”.

This field corresponds to the field *primary_MarketParticipant.identification – CODINGScheme* in the schema.

Data Field (28) Balancing group or portfolio code

No.	Field Identifier	Description
28	Balancing group or portfolio code	The balancing group (or balancing groups in case of bundled products) to which the shipper belongs

		or the portfolio code used by the shipper if a balancing group is not applicable.
--	--	---

Description of Accepted Values	Type	Length	Examples
TSO managed code (ZSO) EIC	Alphanumeric	Up to 35 16	10X0000123456789

This field is mandatory for both primary and secondary allocations only where balancing group portfolio or accounts apply.

Internal account (i.e. identification) of the shipper or the balancing group account (i.e. identification) assigned by the responsible TSO (identified in Data Field (25) TSO 1 Identification) needs to be reported in this field.

In the schema, this field requires the indication of the coding scheme attribute as well. For a TSO managed code (IS-U code), the coding scheme attribute shall be equal to "ZSO". For EIC codes, the coding scheme attribute shall be equal to "305".

This field corresponds to the field *primary_MarketParticipant.account.internalAccount* in the schema.

7.5 Data fields applicable only for secondary allocations

This section includes the following fields:			
Field No.	Field name	Primary allocation	Secondary allocation
29	Procedure applicable	-	M
30	Maximum bid amount	-	M*
31	Minimum bid amount	-	M*
32	Maximum quantity	-	M*
33	Minimum quantity	M*	M*
34	Price paid to TSO (underlying price)	-	M*
35	Price the transferee pays to the transferor	-	M
36	Transferor identification	-	M
37	Transferee identification	-	M

M = mandatory
O = optional
- = does not apply
** = conditionally required*
DV = default value specified in TRUM

Data Field (29) Procedure applicable

No.	Field Identifier	Description
29	Procedure applicable	Specification of procedure applicable.

Description of Accepted Values	Type	Length	Examples
--------------------------------	------	--------	----------

A01 = CFO, Call for orders for assignment A02 = FCFS, First come first served for assignment A03 = OTC, Over the counter for assignment A04 = CFO_SUB, Call for orders for subletting / transfer of use A05 = FCFS_SUB, First come first served for subletting / transfer of use A06 = OTC_SUB, Over the counter for subletting / transfer of use.	Alphanumeric	3	A01
---	--------------	---	-----

This field identifies the specific secondary allocation procedure and is thus mandatory only in the case of secondary market allocations.

This field corresponds to the field *process_Transaction.secondaryMarket_Procedure.code* in the schema.

Data Field (30) Maximum bid amount

No.	Field Identifier	Description
30	Maximum bid amount	The maximum the transferee would be willing to offer, expressed in the currency per measure unit.

Description of Accepted Values	Type	Length	Examples
Up to 17 numerical digits (decimal mark included) in the format xxxxx.yyyyy.	Number	Up to 17	1.8

This field indicates the maximum price the transferee is willing to pay when participating to a call for orders procedure. This field is thus mandatory only for “Call for orders” procedure, i.e. when Data Field (29) is populated with A01.

The value reported in this field shall be expressed in the currency reported in Data Field (17) per capacity unit as expressed in data Field (16).

The maximum length of this information is 17 numeric characters (decimal mark included). All leading zeros are to be suppressed.

This field corresponds to the field *maximumBid_Price.amount* in the schema.

Data Field (31) Minimum bid amount

No.	Field Identifier	Description
31	Minimum bid amount	The minimum the transferor would be willing to offer, expressed in the currency per measure unit.

Description of Accepted Values	Type	Length	Examples
Up to 17 numerical digits (decimal mark included) in the format xxxxx.yyyyy.	Number	Up to 17	1.8

This field indicates the minimum price the transferor is willing to accept within a call for orders procedure. This field is thus mandatory only for “Call for orders” procedure, i.e. when Data Field (29) is populated with A01.

The value reported in this field shall be expressed in the currency reported in Data Field (17) per capacity unit as expressed in data Field (16).

The maximum length of this information is 17 numeric characters (decimal mark included). All leading zeros are to be suppressed.

This field corresponds to the field *minimumBid_Price.amount* in the schema.

Data Field (32) Maximum quantity

No.	Field Identifier	Description
32	Maximum quantity	The maximum the transferee/transferor would be willing to acquire/sell on creating the trade proposal.

Description of Accepted Values	Type	Length	Examples
Up to 17 numerical digits (decimal mark included) in the format xxxxx.yyyyy.	Number	Up to 17	1.8

This field represents the maximum quantity the transferee/transferor would be willing to acquire/sell when creating the trade proposal within a call for orders procedure. The field is thus mandatory only for “Call for orders”, i.e. when Data Field (29) is populated with A01.

The maximum length of this information is 17 numeric characters (decimal mark included). All leading zeros are to be suppressed. The decimal mark that separates the digits forming the integral part of a number from those forming the fractional part (ISO 6093) shall always be a period (“.”).

All quantities are unsigned values. The value reported in this field shall be expressed in the capacity unit as reported in data Field (16).

This field corresponds to the field *maximumBid_Quantity.amount* in the schema.

Data Field (33) Minimum quantity

No.	Field Identifier	Description
33	Minimum quantity	The minimum the transferee/transferor would be willing to acquire/sell on creating the trade proposal.

Description of Accepted Values	Type	Length	Examples
Up to 17 numerical digits (decimal mark included) in the format xxxxx.yyyyy..	Number	Up to 17	1.8

This field represents the minimum quantity the transferee/transferor would be willing to acquire/sell when creating the trade proposal within a call for orders procedure. The field is thus mandatory for “Call

for orders”, i.e. when Data Field (29) is populated with A01. Furthermore, this field it is expected to be populated in the reports for primary capacity allocations occurring via Uniform Price Auction.

This attribute may be used in the case of a secondary market transaction but also in case of primary allocations with uniform price auctions, i.e. when Data Field (9) is populated with “ZSX”.

The maximum length of this information is 17 numeric characters (decimal mark included). All leading zeros are to be suppressed. The decimal mark that separates the digits forming the integral part of a number from those forming the fractional part (ISO 6093) shall always be a period (“.”).

All quantities are unsigned values. The value reported in this field shall be expressed in the capacity unit as reported in data Field (16).

This field corresponds to the field *minimumBid_Quantity.amount* in the schema.

Data Field (34) Price paid to TSO (Underlying Price)

No.	Field Identifier	Description
34	Price paid to TSO (underlying price)	Only applicable when there is an assignment expressed in the currency per measure unit which must be kWh/h.

Description of Accepted Values	Type	Length	Examples
Up to 17 numerical digits (decimal mark included) in the format xxxxx.yyyyy.	Number	Up to 17	1.8

This field indicates the price paid to the TSO and should be populated only when there is an underlying price to be paid to the TSO in the secondary allocation, e.g. if the Shipper has to pay to the TSO a price in first instance for capacity booking.

The price in this field shall be reported in price per kWh/h expressed in the currency as reported in Data Field (17) Currency.

This field is mandatory if the secondary market procedure is Call for orders, first come first serve, or over the counter, i.e. if Data Field (29) is populated with “A01”, “A02” or “A03”.

The maximum length of this information is 17 numeric characters (decimal mark included). All leading zeros are to be suppressed.

This field corresponds to the field *underlyingTso_Price.amount* in the schema.

Data Field (35) Price the transferee pays to the transferor

No.	Field Identifier	Description
35	Price the transferee pays to the transferor	Price the transferee pays to the transferor expressed in the currency per measure unit which must be kWh/h.

Description of Accepted Values	Type	Length	Examples
For Price Up to 17 numerical digits (decimal mark included) in the format xxxxx.yyyyy.	Number	Up to 17	1.8

For Formula Up to 1000 alphanumeric digits.	Alphanumeric	Up to 1000	
--	--------------	------------	--

This field represents the price the transferee pays to the transferor in the secondary allocation, thus representing the price per unit of measure of the transaction.

This field corresponds to the field *transfer_Price.amount* in the schema. The price in this field shall be reported in price per kWh/h expressed in the currency as reported in Data Field (17) Currency.

The maximum length of this information is 17 numeric characters (decimal mark included). All leading zeros are to be suppressed.

In addition, the price the transferee pays to the transferor can also be expressed and reported using a price formula or a fixing index. For this purpose, schema element *Transfer_PriceFormula* shall be used.

This field is mandatory for secondary allocations.

Data Field (36) Transferor identification

No.	Field Identifier	Description
36	Transferor identification	The market participant giving up the capacity.

Description of Accepted Values	Type	Length	Examples
ACER code	Alphanumeric	12	A0643278W.EU
EIC X-type		16	10X1001A1001A450

This field identifies the market participant that is selling the capacity in the secondary allocation (transferor). The transferor shall be identified by reporting the ACER code or the EIC code (X-type) registered in CEREMP.

This field is mandatory only in the case of secondary allocation.

In the schema, this field requires the indication of the coding scheme attribute as well. For EIC codes, the coding scheme attribute shall be equal to “305”. For ACER codes, it shall be equal to “ACE”.

This field corresponds to the field *transferor_MarketParticipant.identification* – CODINGScheme in the schema.

Data Field (37) Transferee identification

No.	Field Identifier	Description
37	Transferee identification	The market participant receiving the capacity.

Description of Accepted Values	Type	Length	Examples
ACER code	Alphanumeric	12	A0643278W.EU
EIC X-type		16	10X1001A1001A450

This field identifies the market participant that is buying the capacity in the secondary allocation (transferee). The transferee shall be identified by reporting the ACER code or the EIC code (X-type) registered in CEREMP.

This field is mandatory only in case of secondary allocation.

In the schema, this field requires the indication of the coding scheme attribute as well. For EIC codes, the coding scheme attribute shall be equal to “305”. For ACER codes, it shall be equal to “ACE”.

This field corresponds to the field *transferee_MarketParticipant.identification* – CODINGScheme in the schema.

7.6 Data fields applicable only for orders placed at auctions for primary allocations

This section includes the following fields:			
Field No.	Field name	Primary allocation	Secondary allocation
38	Bid ID	M*	-
39	Auction round number	M*	-
40	Bid price	M*	-
41	Bid quantity	M*	-
<i>M = mandatory</i> <i>O = optional</i> <i>- = does not apply</i> <i>* = conditionally required</i> <i>DV = default value specified in TRUM</i>			

Data Field (38) Bid ID

No.	Field Identifier	Description
38	Bid ID	Numerical identifier of the bid as assigned by the reporting entity.

Description of Accepted Values	Type	Length	Examples
Up to 35 alphanumerical digits.	Alphanumeric	Up to 35	8552448

This field identifies the unique identification code assigned by the auction platform to each bid submitted in the allocation procedure. The code should be unique within the auction reported and is mandatory for primary allocation.

This field should be populated also in case of unsuccessful bid, e.g. in case a bid is presented by a market participant in the primary allocation without succeeding in getting an allocated capacity.

This field corresponds to the field *identification* in the schema.

Data Field (39) Auction round number

No.	Field Identifier	Description
39	Auction round number	An integer that increments every time an auction achieves no result and is re-run with different parameters starting at 1. To be left blank in case of auctions without binding rounds, e.g. day-ahead auctions.

Description of Accepted Values	Type	Length	Examples
--------------------------------	------	--------	----------

An integer value starting with 1. 1 2 3 ... 999	Integer	Up to 3	1
--	---------	---------	---

This field identifies the specific sequential identifier assigned by the auction platform (being an organised marketplace or a booking platform) within the allocation process. Specifically, the auction round number is an integer that increments every time an auction achieves no result and is re-run with different parameters. An integer is a number that is written without a fractional component (for example, 21, 4, and -2048 are integers; 9.75 and 5½ are not integers).

The starting value of an auction round number is 1. In an ascending clock auction this is a sequential value starting from 1 that is assigned by the auction platform. In case of auctions without bidding rounds (e.g. uniform price auctions such as day-ahead auctions), this field should be populated with 1.

This field is mandatory for primary allocations occurring via auctions.

This field corresponds to the field *sequence* in the schema.

Data Field (40) Bid price

No.	Field Identifier	Description
40	Bid price	The price bid for each unit of capacity excluding the reserve price. Expressed in the currency and measure unit.

Description of Accepted Values	Type	Length	Examples
Up to 17 numerical digits (decimal mark included) in the format xxxxx.yyyyy.	Number	Up to 17	1.8

This field indicates the price associated to the bid indicated in Data Field (38) for each unit of capacity excluding the reserve price. This field reflects the Price Step in case of an auction.

The value reported in this field should be expressed in the currency reported in Data Field (17) per measure unit as indicated in Data field (16).

This field is mandatory for primary allocations occurring via auctions.

This field corresponds to the field *bid_Price.amount* in the schema.

Data Field (41) Bid quantity

No.	Field Identifier	Description
41	Bid quantity	The quantity being bid for expressed in the measure unit.

Description of Accepted Values	Type	Length	Examples
Up to 17 numerical digits (decimal mark included) in the format xxxxx.yyyyy.	Number	17	1.8

This field indicates the quantity presented by the market participant (network user) during the relevant auction round in the bid identified in Data Field (38) expressed in the measure of unit reported in Data Field (16).

The decimal mark that separates the digits forming the integral part of a number from those forming the fractional part (ISO 6093) shall always be a period (“.”). The number of decimal places identifying the fractional part of the quantity depends on local market rules.

This field is mandatory for primary allocations occurring via auctions.

This field corresponds to the field *bid_Quantity.amount* in the schema.

7.7 Examples of transaction reporting

In order to facilitate transaction reporting and the understanding of how to populate the data fields in Table 4 of the Annex to the REMIT Implementing Regulation, the Agency provides a number of examples of transaction reports. The examples can be found in Annex II of this document.

It is worth noting that not all the data fields are mandatory for all transactions. The data fields are expected to be reported only when it is applicable according to this manual as indicated in the tables with the cardinality fields. The Agency has prepared a list of trading scenarios to show what is expected and applicable to each trading scenario. However, the Agency is aware of the fact that, given the characteristics of some transactions, not all the possible trading scenarios have been covered in this manual.

ANNEX I: – Data fields included in the REMIT Implementing Regulation

ANNEX II: – Trading scenarios for the purpose of REMIT data reporting

ANNEX III: – Reporting of REMIT derivatives under REMIT and EMIR

ANNEX IV: – Guidance on UTI generation

ANNEX V: – Abbreviations

ANNEX VI: – Additional information on how to correctly report the Delivery point or zone

ANNEX VII: – Guidance on reporting lifecycle events

Annex VIII: – Guidance on reporting LNG supply contracts under REMIT

Annex IX: – Guidance on the definition of Organised marketplaces